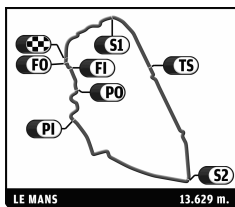




24 HEURES DU MANS 2011



24 HEURES DU MANS

ILMC

Qualifying 1

After 2 Hours Provisional Classification

Nr.	Team	Driver	Car	Cl	Ty	Time	Lap	Total	Gap	Kph
1	8 Peugeot Sport Total	F. Montagny / S. Sarrazin / N. Minassian	Peugeot 908	LM P1	M	3:27.033	16	22	-	237.0
2	2 Audi Sport Team Joest	M. Fassler / A. Lotterer / B. Tréluyer	Audi R18 TDI	LM P1	M	3:27.939	6	29	+0.906	236.0
3	1 Audi Sport Team Joest	T. Bernhard / R. Dumas / M. Rockenfeller	Audi R18 TDI	LM P1	M	3:27.949	2	11	+0.916	235.9
4	3 Audi Sport North America	R. Capello / T. Kristensen / A. McNish	Audi R18 TDI	LM P1	M	3:28.301	3	28	+1.268	235.5
5	7 Peugeot Sport Total	M. Gene / A. Wurz / A. Davidson	Peugeot 908	LM P1	M	3:28.796	4	27	+1.763	235.0
6	9 Team Peugeot Total	P. Lamy / S. Bourdais / S. Pagnaud	Peugeot 908	LM P1	M	3:29.466	4	28	+2.433	234.2
7	10 Team Oreca Matmut	N. Lapierre / L. Duval / O. Panis	Peugeot 908 HDI-FAP	LM P1	M	3:30.084	17	25	+3.051	233.5
8	16 Pescarolo Team	E. Collard / C. Tinseau / J. Jousse	Pescarolo Judd	LM P1	M	3:35.456	3	12	+8.423	227.7
9	12 Rebellion Racing	N. Jani / N. Prost / J. Bleekemolen	Lola B 10/60 Coupe-Toyota	LM P1	M	3:37.404	8	20	+10.371	225.7
10	13 Rebellion Racing	A. Belicchi / J. Boullion / G. Smith	Lola B 10/60 Coupe-Toyota	LM P1	M	3:38.351	7	14	+11.318	224.7
11	15 Oak Racing	T. Monteiro / G. Moreau / P. Ragues	Oak Pescarolo-Judd	LM P1	D	3:39.672	5	18	+12.639	223.4
12	20 Quifel-Asm Team	M. Amaral / O. Pla / W. Hughes	Zytek 09 SC	LM P1	D	3:41.019	16	16	+13.986	222.0
13	42 Strakka Racing	N. Leventis / D. Watts / J. Kane	Honda Performance Development Ax 01 D	LM P2	M	3:42.615	9	23	+15.582	220.4
14	26 Signatech Nissan	F. Maillieux / L. Ordoñez / S. Ayari	Oreca 03-Nissan	LM P2	D	3:43.124	8	22	+16.091	219.9
15	48 Team Oreca Matmut	A. Premat / D. Hallyday / D. Kraïhamer	Oreca 03-Nissan	LM P2	M	3:43.654	6	26	+16.621	219.4
16	41 Greaves Motorsport	K. Ojeh / O. Lombard / T. Kimber-Smith	Zytek Nissan	LM P2	D	3:43.814	3	17	+16.781	219.2
17	40 Race Performance	M. Frey / R. Meichtry / M. Rostan	Oreca 03-Judd BMW	LM P2	D	3:44.294	18	22	+17.261	218.8
18	22 Kronos Racing	Y. Idaj / M. Martin / B. Leinders	Lola Aston Martin	LM P1	M	3:44.415	9	11	+17.382	218.6
19	39 Pecom Racing	L. Perez-Companc / M. Russo / P. Kaffer	Lola B11/40-Judd Bmw	LM P2	M	3:45.997	7	20	+18.964	217.1
20	36 RML	T. Erdos / M. Newton / B. Collins	Honda Performance Development Ax 01 D	LM P2	D	3:47.308	3	24	+20.275	215.8
21	5 Hope Racing	S. Zachia / J. Lammers / C. Elgaard	Oreca Swiss Hy Tech-Hybrid	LM P1	M	3:47.691	9	17	+20.658	215.5
22	49 Oak Racing	S. Nakano / N. De Crem / J. Charouz	Oak Pescarolo-BMW	LM P2	D	3:48.211	15	19	+21.178	215.0
23	24 Oak Racing	J. Nicolet / R. Hein / J. Yvon	Oak Pescarolo-Judd	LM P1	D	3:48.852	15	22	+21.819	214.4
24	33 Level 5 Motorsports	S. Tucker / C. Bouchut / J. Barbosa	Lola Coupe-Honda Performance Development	LM P2	M	3:51.149	7	9	+24.116	212.3
25	44 Extreme Limite AM Paris	F. Rosier / P. Haezebrouck / J. De Fournoux	Norma M200P-Judd BMW	LM P2	D	3:51.438	4	19	+24.405	212.0
26	009 Aston Martin Racing	A. Fernandez / A. Meyrick / H. Primot	Aston Martin AMR-One	LM P1	M	3:56.637	11	12	+29.604	207.3
27	007 Aston Martin Racing	C. Klein / S. Mucke / D. Turner	Aston Martin AMR-One	LM P1	M	3:56.847	4	7	+29.814	207.2
28	35 Oak Racing	A. Barlesi / F. Da Rocha / P. Lafargue	Oak Pescarolo-Judd BMW	LM P2	D	3:57.453	19	22	+30.420	206.6
29	56 BMW Motorsport	A. Priaux / D. Muller / J. Hand	BMW M3 GT	LM GTE Pro	D	3:58.426	4	26	+31.393	205.8
30	51 AF Corse Srl	G. Fisichella / G. Bruni / T. Vilander	Ferrari 458 Italia	LM GTE Pro	M	3:58.989	3	19	+31.956	205.3
31	55 BMW Motorsport	A. Farfus / J. Muller / D. Werner	BMW M3 GT	LM GTE Pro	D	3:59.321	9	24	+32.288	205.0
32	74 Corvette Racing	O. Gavin / J. Magnussen / R. Westbrook	Chevrolet Corvette C6 ZR1	LM GTE Pro	M	3:59.519	2	21	+32.486	204.8
33	73 Corvette Racing	A. Garcia / T. Milner / O. Beretta	Chevrolet Corvette C6 ZR1	LM GTE Pro	M	3:59.633	2	22	+32.600	204.7
34	59 Luxury Racing	S. Ortelli / F. Makowiecki / J. Melo	Ferrari 458 Italia	LM GTE Pro	M	3:59.901	2	19	+32.868	204.5
35	75 Prospeed Competition	M. Goossens / M. Holzer / J. Van Lagen	Porsche 911 RSR (997)	LM GTE Pro	M	3:59.962	4	22	+32.929	204.5
36	77 Team Felbermayr-Proton	M. Lieb / R. Lietz / W. Henzler	Porsche 911 RSR (997)	LM GTE Pro	M	3:59.998	3	18	+32.965	204.4
37	89 Hankook-Team Farnbacher	D. Farnbacher / A. Simonsen / L. Keen	Ferrari 458 Italia	LM GTE Pro	H	4:00.260	2	23	+33.227	204.2
38	79 Jota	S. Dalan / S. Hancock / C. Buncombe	Aston Martin Vantage	LM GTE Pro	D	4:00.747	5	17	+33.714	203.8
39	80 Flying Lizard Motorsports	J. Bergmeister / P. Long / L. Luhr	Porsche 911 RSR (997)	LM GTE Pro	M	4:01.480	3	14	+34.447	203.2
40	58 Luxury Racing	A. Beltoise / F. Jakubowski / P. Thiriet	Ferrari 458 Italia	LM GTE Pro	M	4:02.017	8	23	+34.984	202.7
41	88 Team Felbermayr-Proton	B. Müller / N. Tandy / A. Al-Faisal	Porsche 911 RSR (997)	LM GTE Pro	M	4:02.049	3	16	+35.016	202.7
42	70 Larbre Competition	C. Bourret / P. Gibon / J. Belloc	Porsche 911 RSR (997)	LM GTE Am	M	4:03.918	6	23	+36.885	201.2
43	81 Flying Lizard Motorsports	S. Neiman / D. Law / S. Pumpelly	Porsche 911 RSR (997)	LM GTE Am	M	4:04.747	19	21	+37.714	200.5
44	60 Gulf AMR Middle East	F. Giroix / R. Goethe / M. Wainwright	Aston Martin Vantage	LM GTE Am	D	4:04.825	2	7	+37.792	200.4
45	63 Proton Competition	C. Ried / H. Felbermayr Jr. / H. Felbermayr	Porsche 911 RSR (997)	LM GTE Am	M	4:05.154	4	18	+38.121	200.1
46	57 Krohn Racing	T. Krohn / N. Jonsson / M. Rugolo	Ferrari F430	LM GTE Am	D	4:05.856	6	17	+38.823	199.6
47	50 Larbre Competition	P. Borhanuser / J. Canal / G. Gardel	Chevrolet Corvette C6 ZR1	LM GTE Am	M	4:05.955	5	18	+38.922	199.5
48	66 JMW Motorsport	R. Bell / T. Sugden / X. Maassen	Ferrari 458 Italia	LM GTE Pro	D	4:06.884	5	13	+39.851	198.7
49	65 Lotus Jetalliance	J. Rossiter / J. Mowlan / J. Hirschi	Lotus Evra	LM GTE Pro	M	4:07.465	5	20	+40.432	198.3
50	71 AF Corse	R. Kauffman / M. Waltrip / R. Aguas	Ferrari 458 Italia	LM GTE Pro	M	4:08.213	5	20	+41.180	197.7
51	61 AF Corse SRL	P. Perazzini / M. Cioci / S. Breslin	Ferrari F430	LM GTE Am	M	4:10.316	2	2	+43.283	196.0
52	83 JMB Racing	M. Rodrigues / J. Menahem / N. Marroc	Ferrari F430	LM GTE Am	M	4:10.335	12	12	+43.302	196.0
53	64 Lotus Jetalliance	O. Slingerland / M. Rich / J. Hartshorne	Lotus Evra	LM GTE Pro	M	4:17.379	5	13	+50.346	190.6
54	62 CRS Racing	P. Ehret / S. Lynn / R. Wills	Ferrari F430	LM GTE Am	M	4:26.249	2	9	+59.216	184.3
55	68 Robertson Racing LLC	D. Robertson / A. Robertson / D. Murry	Ford GT-Doran	LM GTE Am	M			1		
56	76 Imsa Performance Matmut	P. Pilet / R. Narac / N. Armindo	Porsche 911 RSR (997)	LM GTE Pro	M					

Fastest Lap Lap 16 Stéphane Sarrazin **3:27.033** 237.0 Kph

Published at:

Track Status:

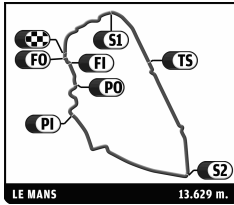
DRY

Race Director: Daniel Poissenot

Timekeeper: Christian Crucifix



24 HEURES DU MANS 2011



24 HEURES DU MANS

ILMC

Qualifying 1

After 2 Hours Provisional Classification By Class

Nr.	Team	Driver	Car	Ty	Time	Lap	Total	Gap	Kph
LM P1									
1	8 Peugeot Sport Total	F. Montagny / S. Sarrazin / N. Minassian	Peugeot 908	M	3:27.033	16	22		237.0
2	Audi Sport Team Joest	M. Fassler / A. Lotterer / B. Truliyer	Audi R18 TDI	M	3:27.939	6	29	+0.906	+0.906 236.0
3	Audi Sport Team Joest	T. Bernhard / R. Dumas / M. Rockenfeller	Audi R18 TDI	M	3:27.949	2	11	+0.916	+0.010 235.9
4	Audi Sport North America	R. Capello / T. Kristensen / A. McNish	Audi R18 TDI	M	3:28.301	3	28	+1.268	+0.352 235.5
5	7 Peugeot Sport Total	M. Gene / A. Wurz / A. Davidson	Peugeot 908	M	3:28.796	4	27	+1.763	+0.495 235.0
6	9 Team Peugeot Total	P. Lamy / S. Bourdais / S. Pagnaud	Peugeot 908	M	3:29.466	4	28	+2.433	+0.670 234.2
7	10 Team Oreca Matmut	N. Lapierre / L. Duval / O. Paris	Peugeot 908 HDI-FAP	M	3:30.084	17	25	+3.051	+0.618 233.5
8	16 Pescarolo Team	E. Collard / C. Tinseau / J. Jousse	Pescarolo Judd	M	3:35.456	3	12	+8.423	+5.372 227.7
9	12 Rebellion Racing	N. Jani / N. Prost / J. Bleekemolen	Lola B 10/60 Coupe-Toyota	M	3:37.404	8	20	+10.371	+1.948 225.7
10	13 Rebellion Racing	A. Belicchi / J. Boullion / G. Smith	Lola B 10/60 Coupe-Toyota	M	3:38.351	7	14	+11.318	+0.947 224.7
11	15 Oak Racing	T. Monteiro / G. Moreau / P. Ragues	Oak Pescarolo-Judd	D	3:39.672	5	18	+12.639	+1.321 223.4
12	20 Quifel-Asm Team	M. Amaral / O. Pla / W. Hughes	Zytek 09 SC	D	3:41.019	16	16	+13.986	+1.347 222.0
13	22 Kronos Racing	V. Lox / M. Martin / B. Leinders	Lola Aston Martin	M	3:44.415	9	11	+17.382	+3.396 218.6
14	5 Hope Racing	S. Zaccchia / J. Lammers / C. Elgaard	Oreca Swiss Hy Tech-Hybrid	M	3:47.691	9	17	+20.658	+3.276 215.5
15	24 Oak Racing	J. Nicolet / R. Hein / J. Yvon	Oak Pescarolo-Judd	D	3:48.852	15	22	+21.819	+1.161 214.4
16	009 Aston Martin Racing	A. Fernandez / A. Meyrick / H. Primat	Aston Martin AMR-One	M	3:56.637	11	12	+29.604	+7.785 207.3
17	007 Aston Martin Racing	C. Klein / S. Mucke / D. Turner	Aston Martin AMR-One	M	3:56.847	4	7	+29.814	+0.210 207.2
LM P2									
1	42 Strakka Racing	N. Leventis / D. Watts / J. Kane	Honda Performance Development Arx 01 D	M	3:42.615	9	23		220.4
2	26 Signatech Nissan	F. Maillieux / L. Ordoñez / S. Ayari	Oreca 03-Nissan	D	3:43.124	8	22	+0.509	+0.509 219.9
3	48 Team Oreca Matmut	A. Premat / D. Hallyday / D. Kraïhamer	Oreca 03-Nissan	M	3:43.654	6	26	+1.039	+0.530 219.4
4	41 Greaves Motorsport	K. Ojeh / O. Lombard / T. Kimber-Smith	Zytek Nissan	D	3:43.814	3	17	+1.199	+0.160 219.2
5	40 Race Performance	M. Frey / R. Meichtry / M. Rostan	Oreca 03-Judd BMW	D	3:44.294	18	22	+1.679	+0.480 218.8
6	39 Pecom Racing	L. Perez-Compagnon / M. Russo / P. Kaffer	Lola B11/40-Judd Bmw	M	3:45.997	7	20	+3.382	+1.703 217.1
7	36 RML	T. Erdos / M. Newton / B. Collins	Honda Performance Development Arx 01 D	D	3:47.308	3	24	+4.693	+1.311 215.8
8	49 Oak Racing	S. Nakano / N. De Crem / J. Charouz	Oak Pescarolo-BMW	D	3:48.211	15	19	+5.596	+0.903 215.0
9	33 Level 5 Motorsports	S. Tucker / C. Bouchut / J. Barbosa	Lola Coupe-Honda Performance Development	M	3:51.149	7	9	+8.534	+2.938 212.3
10	44 Extreme Limite AM Paris	F. Rosier / P. Haezebrouck / J. De Fournoux	Norma M200P-Judd BMW	D	3:51.438	4	19	+8.823	+0.289 212.0
11	35 Oak Racing	A. Barlesi / F. Da Rocha / P. Lafargue	Oak Pescarolo-Judd BMW	D	3:57.453	19	22	+14.838	+6.015 206.6
LM GTE Pro									
1	56 BMW Motorsport	A. Priaux / D. Muller / J. Hand	BMW M3 GT	D	3:58.426	4	26		205.8
2	51 AF Corse Srl	G. Fisichella / G. Bruni / T. Vilander	Ferrari 458 Italia	M	3:58.989	3	19	+0.563	+0.563 205.3
3	55 BMW Motorsport	A. Farfus / J. Muller / D. Werner	BMW M3 GT	D	3:59.321	9	24	+0.895	+0.332 205.0
4	74 Corvette Racing	O. Gavin / J. Magnussen / R. Westbrook	Chevrolet Corvette C6 ZR1	M	3:59.519	2	21	+1.093	+0.198 204.8
5	73 Corvette Racing	A. Garcia / T. Milner / O. Beretta	Chevrolet Corvette C6 ZR1	M	3:59.633	2	22	+1.207	+0.114 204.7
6	59 Luxury Racing	S. Ortelli / F. Makowiecki / J. Melo	Ferrari 458 Italia	M	3:59.901	2	19	+1.475	+0.268 204.5
7	75 Prospeed Competition	M. Goossens / M. Holzer / J. Van Lagen	Porsche 911 RSR (997)	M	3:59.962	4	22	+1.536	+0.061 204.5
8	77 Team Felbermayr-Proton	M. Lieb / R. Lietz / W. Henzler	Porsche 911 RSR (997)	M	3:59.998	3	18	+1.572	+0.036 204.4
9	89 Hankook-Team Farnbacher	D. Farnbacher / A. Simonsen / L. Keen	Ferrari 458 Italia	H	4:00.260	2	23	+1.834	+0.262 204.2
10	79 Jota	S. Dolan / S. Hancock / C. Buncombe	Aston Martin Vantage	D	4:00.747	5	17	+2.321	+0.487 203.8
11	80 Flying Lizard Motorsports	J. Bergmeister / P. Long / L. Luhr	Porsche 911 RSR (997)	M	4:01.480	3	14	+3.054	+0.733 203.2
12	58 Luxury Racing	A. Beltoise / F. Jakubowski / P. Thiriet	Ferrari 458 Italia	M	4:02.017	8	23	+3.591	+0.537 202.7
13	88 Team Felbermayr-Proton	B. Miller / N. Tandy / A. Al-Faisal	Porsche 911 RSR (997)	M	4:02.049	3	16	+3.623	+0.032 202.7
14	66 JMW Motorsport	R. Bell / T. Sugden / X. Maassen	Ferrari 458 Italia	D	4:06.884	5	13	+8.458	+4.835 198.7
15	65 Lotus Jetalliance	J. Rossiter / J. Mowlen / J. Hirschi	Lotus Evora	M	4:07.465	5	20	+9.039	+0.581 198.3
16	71 AF Corse	R. Kauffman / M. Waltrip / R. Aguas	Ferrari 458 Italia	M	4:08.213	5	20	+9.787	+0.748 197.7
17	64 Lotus Jetalliance	O. Slingerland / M. Rich / J. Hartshorne	Lotus Evora	M	4:17.379	5	13	+18.953	+9.166 190.6
18	76 Imsa Performance Matmut	P. Pilet / R. Narac / N. Armindo	Porsche 911 RSR (997)	M					
LM GTE Am									
1	70 Larbre Competition	C. Bourret / P. Gibon / J. Belloc	Porsche 911 RSR (997)	M	4:03.918	6	23		201.2
2	81 Flying Lizard Motorsports	S. Neiman / D. Law / S. Pumpelly	Porsche 911 RSR (997)	M	4:04.747	19	21	+0.829	+0.829 200.5
3	60 Gulf AMR Middle East	F. Giroix / R. Goethe / M. Wainwright	Aston Martin Vantage	D	4:04.825	2	7	+0.907	+0.078 200.4
4	63 Proton Competition	C. Ried / H. Felbermayr Jr. / H. Felbermayr	Porsche 911 RSR (997)	M	4:05.154	4	18	+1.236	+0.329 200.1
5	57 Krohn Racing	T. Krohn / N. Jonsson / M. Rugolo	Ferrari F430	D	4:05.856	6	17	+1.938	+0.702 199.6
6	50 Larbre Competition	P. Borhanuser / J. Canal / G. Gardel	Chevrolet Corvette C6 ZR1	M	4:05.955	5	18	+2.037	+0.099 199.5
7	61 AF Corse SRL	P. Perazzini / M. Cioci / S. Breslin	Ferrari F430	M	4:10.316	2	2	+6.398	+4.361 196.0
8	83 JMB Racing	M. Rodrigues / J. Menahem / N. Marroc	Ferrari F430	M	4:10.335	12	12	+6.417	+0.019 196.0
9	62 CRS Racing	P. Ehret / S. Lynn / R. Wills	Ferrari F430	M	4:26.249	2	9	+22.331	+15.914 184.3
10	68 Robertson Racing LLC	D. Robertson / A. Robertson / D. Murry	Ford GT-Doran	M			1		

Published at:

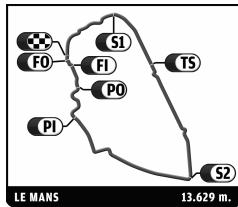
Track Status: **DRY**

Race Director: Daniel Poissenot

Timekeeper: Christian Crucifix



24 HEURES DU MANS 2011



24 HEURES DU MANS

ILMC

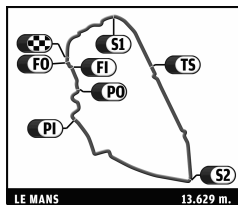
Qualifying 1

Provisional Classification by Driver Fastest Lap

Nr	Team	Car	Class	Driver	Time	Lap	Total	Gap	Kph	
1	8 Peugeot Sport Total	Peugeot 908	LM P1	Stephane Sarrazin	3:27.033	6	12		237.0	
2	2 Audi Sport Team Joest	Audi R18 TDI	LM P1	André Lotterer	3:27.939	6	7	0.906	0.906	236.0
3	1 Audi Sport Team Joest	Audi R18 TDI	LM P1	Mike Rockenfeller	3:27.949	2	7	0.916	0.010	235.9
4	3 Audi Sport North America	Audi R18 TDI	LM P1	Allan McNish	3:28.301	3	4	1.268	0.352	235.5
5	7 Peugeot Sport Total	Peugeot 908	LM P1	Alex Wurz	3:28.796	4	10	1.763	0.495	235.0
6	9 Team Peugeot Total	Peugeot 908	LM P1	Sebastien Bourdais	3:29.466	4	10	2.433	0.670	234.2
7	10 Team Oreca Matmut	Peugeot 908 HDI-FAP	LM P1	Loic Duval	3:30.084	11	12	3.051	0.618	233.5
8	3 Audi Sport North America	Audi R18 TDI	LM P1	Tom Kristensen	3:30.303	3	9	3.270	0.219	233.3
9	9 Team Peugeot Total	Peugeot 908	LM P1	Pedro Lamy	3:30.854	7	14	3.821	0.551	232.7
10	8 Peugeot Sport Total	Peugeot 908	LM P1	Franck Montagny	3:31.378	2	6	4.345	0.524	232.1
11	7 Peugeot Sport Total	Peugeot 908	LM P1	Marc Gene	3:31.581	8	17	4.548	0.203	231.9
12	3 Audi Sport North America	Audi R18 TDI	LM P1	Rinaldo Capello	3:33.096	4	15	6.063	1.515	230.2
13	9 Team Peugeot Total	Peugeot 908	LM P1	Simon Pagenaud	3:33.493	3	4	6.460	0.397	229.8
14	2 Audi Sport Team Joest	Audi R18 TDI	LM P1	Benoit Treluyer	3:33.920	9	12	6.887	0.427	229.4
15	2 Audi Sport Team Joest	Audi R18 TDI	LM P1	Marcel Fassler	3:34.805	6	10	7.772	0.885	228.4
16	8 Peugeot Sport Total	Peugeot 908	LM P1	Nicolas Minassian	3:34.842	3	4	7.809	0.037	228.4
17	10 Team Oreca Matmut	Peugeot 908 HDI-FAP	LM P1	Nicolas Lapierre	3:35.256	3	6	8.223	0.414	227.9
18	16 Pescarolo Team	Pescarolo Judd	LM P1	Julien Jousse	3:35.456	3	5	8.423	0.200	227.7
19	1 Audi Sport Team Joest	Audi R18 TDI	LM P1	Timo Bernhard	3:35.637	2	3	8.604	0.181	227.5
20	16 Pescarolo Team	Pescarolo Judd	LM P1	Emmanuel Collard	3:36.972	2	7	9.939	1.335	226.1
21	12 Rebellion Racing	Lola B 10/60 Coupe-Toyota	LM P1	Neel Jani	3:37.404	4	5	10.371	0.432	225.7
22	10 Team Oreca Matmut	Peugeot 908 HDI-FAP	LM P1	Olivier Panis	3:37.621	6	7	10.588	0.217	225.5
23	13 Rebellion Racing	Lola B 10/60 Coupe-Toyota	LM P1	Andrea Belicchi	3:38.351	3	4	11.318	0.730	224.7
24	15 Oak Racing	Oak Pescarolo-Judd	LM P1	Tiago Monteiro	3:39.672	5	10	12.639	1.321	223.4
25	15 Oak Racing	Oak Pescarolo-Judd	LM P1	Guillaume Moreau	3:40.996	4	5	13.963	1.324	222.0
26	20 Quifel-Asm Team	Zytek 09 SC	LM P1	Olivier Pla	3:41.019	6	6	13.986	0.023	222.0
27	13 Rebellion Racing	Lola B 10/60 Coupe-Toyota	LM P1	J.Christophe Boullion	3:41.038	2	4	14.005	0.019	222.0
28	13 Rebellion Racing	Lola B 10/60 Coupe-Toyota	LM P1	Guy Smith	3:41.513	2	6	14.480	0.475	221.5
29	42 Strakka Racing	Honda Performance Development Av0 01 D	LM P2	Jonny Kane	3:42.615	4	5	15.582	1.102	220.4
30	26 Signatech Nissan	Oreca 03-Nissan	LM P2	Franck Mailleux	3:43.124	8	9	16.091	0.509	219.9
31	48 Team Oreca Matmut	Oreca 03-Nissan	LM P2	Alexandre Premat	3:43.654	6	8	16.621	0.530	219.4
32	41 Greaves Motorsport	Zytek Nissan	LM P2	Tom Kimber-Smith	3:43.814	3	7	16.781	0.160	219.2
33	12 Rebellion Racing	Lola B 10/60 Coupe-Toyota	LM P1	Jeroen Bleekemolen	3:44.041	3	9	17.008	0.227	219.0
34	40 Race Performance	Oreca 03-Judd BMW	LM P2	Ralph Meichtry	3:44.294	8	12	17.261	0.253	218.8
35	22 Kronos Racing	Lola Aston Martin	LM P1	Vanina Ickx	3:44.415	4	5	17.382	0.121	218.6
36	20 Quifel-Asm Team	Zytek 09 SC	LM P1	Warren Hughes	3:45.367	5	6	18.334	0.952	217.7
37	39 Pecom Racing	Lola B11/40-Judd Bmw	LM P2	Pierre Kaffer	3:45.997	7	10	18.964	0.630	217.1
38	26 Signatech Nissan	Oreca 03-Nissan	LM P2	Lucas Ordoñez	3:46.188	9	10	19.155	0.191	216.9
39	36 RML	Honda Performance Development Av0 01 D	LM P2	Tommy Erdos	3:47.308	3	12	20.275	1.120	215.8
40	12 Rebellion Racing	Lola B 10/60 Coupe-Toyota	LM P1	Nicolas Prost	3:47.585	5	6	20.552	0.277	215.6
41	5 Hope Racing	Oreca Swiss Hy Tech-Hybrid	LM P1	Steve Zacchia	3:47.691	9	10	20.658	0.106	215.5
42	48 Team Oreca Matmut	Oreca 03-Nissan	LM P2	Dominick Kraihamer	3:47.911	2	7	20.878	0.220	215.3
43	49 Oak Racing	Oak Pescarolo-BMW	LM P2	Nicolas De Crem	3:48.211	8	10	21.178	0.300	215.0
44	24 Oak Racing	Oak Pescarolo-Judd	LM P1	Jean-François Yvon	3:48.852	9	10	21.819	0.641	214.4
45	42 Strakka Racing	Honda Performance Development Av0 01 D	LM P2	Danny Watts	3:48.902	7	10	21.869	0.050	214.3
46	40 Race Performance	Oreca 03-Judd BMW	LM P2	Michel Frey	3:49.581	3	4	22.548	0.679	213.7
47	15 Oak Racing	Oak Pescarolo-Judd	LM P1	Pierre Ragues	3:49.608	3	3	22.575	0.027	213.7
48	40 Race Performance	Oreca 03-Judd BMW	LM P2	Marc Rostan	3:50.333	5	6	23.300	0.725	213.0
49	24 Oak Racing	Oak Pescarolo-Judd	LM P1	Jacques Nicolet	3:50.377	3	4	23.344	0.044	213.0
50	24 Oak Racing	Oak Pescarolo-Judd	LM P1	Richard Hein	3:50.984	8	8	23.951	0.607	212.4
51	33 Level 5 Motorsports	LM Coupe-Honda Performance Development	LM P2	Christophe Bouchut	3:51.149	7	9	24.116	0.165	212.3
52	36 RML	Honda Performance Development Av0 01 D	LM P2	Ben Collins	3:51.159	6	7	24.126	0.010	212.3
53	44 Extreme Limite AM Paris	Norma M200P-Judd BMW	LM P2	Fabien Rosier	3:51.438	4	5	24.405	0.279	212.0
54	39 Pecom Racing	Lola B11/40-Judd Bmw	LM P2	Matias Russo	3:51.539	4	5	24.506	0.101	211.9
55	49 Oak Racing	Oak Pescarolo-BMW	LM P2	Shinji Nakano	3:51.549	3	5	24.516	0.010	211.9
56	20 Quifel-Asm Team	Zytek 09 SC	LM P1	Miguel Amaral	3:51.772	4	4	24.739	0.223	211.7
57	22 Kronos Racing	Lola Aston Martin	LM P1	Bas Leinders	3:51.884	3	5	24.851	0.112	211.6
58	41 Greaves Motorsport	Zytek Nissan	LM P2	Karim Ojje	3:51.964	2	3	24.931	0.080	211.5
59	41 Greaves Motorsport	Zytek Nissan	LM P2	Olivier Lombard	3:52.056	4	7	25.023	0.092	211.4
60	49 Oak Racing	Oak Pescarolo-BMW	LM P2	Jan Charouz	3:52.160	2	4	25.127	0.104	211.3
61	48 Team Oreca Matmut	Oreca 03-Nissan	LM P2	David Hallyday	3:54.474	9	11	27.441	2.314	209.3
62	26 Signatech Nissan	Oreca 03-Nissan	LM P2	Soheil Ayari	3:54.515	2	3	27.482	0.041	209.2
63	39 Pecom Racing	Lola B11/40-Judd Bmw	LM P2	Luis Perez-Companc	3:55.479	4	5	28.446	0.964	208.4
64	009 Aston Martin Racing	Aston Martin AMR-One	LM P1	Andy Meyrick	3:56.637	2	3	29.604	1.158	207.3
65	007 Aston Martin Racing	Aston Martin AMR-One	LM P1	Christian Klein	3:56.847	4	5	29.814	0.210	207.2
66	35 Oak Racing	Oak Pescarolo-Judd BMW	LM P2	Andrea Barlesi	3:57.453	5	8	30.420	0.606	206.6
67	56 BMW Motorsport	BMW M3 GT	LM GTE Pro	Andy Priaux	3:58.426	4	10	31.393	0.973	205.8
68	5 Hope Racing	Oreca Swiss Hy Tech-Hybrid	LM P1	Jan Lammers	3:58.514	2	2	31.481	0.088	205.7



24 HEURES DU MANS 2011



24 HEURES DU MANS

ILMC

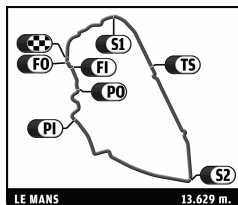
Qualifying 1

Provisional Classification by Driver Fastest Lap

Nr	Team	Car	Class	Driver	Time	Lap	Total	Gap	Kph
69	009 Aston Martin Racing	Aston Martin AMR-One	LM P1	Harold Primat	3:58.875	2	3	31.842 0.361	205.4
70	51 AF Corse Srl	Ferrari 458 Italia	LM GTE Pro	Gianmaria Bruni	3:58.989	3	9	31.956 0.114	205.3
71	55 BMW Motorsport	BMW M3 GT	LM GTE Pro	Jörg Müller	3:59.321	5	7	32.288 0.332	205.0
72	55 BMW Motorsport	BMW M3 GT	LM GTE Pro	Augusto Farfus	3:59.353	2	8	32.320 0.032	205.0
73	74 Corvette Racing	Chevrolet Corvette C6 ZR1	LM GTE Pro	Jan Magnussen	3:59.519	2	8	32.486 0.166	204.8
74	73 Corvette Racing	Chevrolet Corvette C6 ZR1	LM GTE Pro	Olivier Beretta	3:59.633	2	6	32.600 0.114	204.7
75	59 Luxury Racing	Ferrari 458 Italia	LM GTE Pro	Jaime Melo	3:59.901	2	6	32.868 0.268	204.5
76	75 Prospeed Competition	Porsche 911 RSR (997)	LM GTE Pro	Marco Holzer	3:59.962	4	11	32.929 0.061	204.5
77	77 Team Felbermayr-Proton	Porsche 911 RSR (997)	LM GTE Pro	Marc Lieb	3:59.998	3	5	32.965 0.036	204.4
78	89 Hankook-Team Farnbacher	Ferrari 458 Italia	LM GTE Pro	Allan Simonsen	4:00.260	2	3	33.227 0.262	204.2
79	79 Jota	Aston Martin Vantage	LM GTE Pro	Sam Hancock	4:00.747	5	8	33.714 0.487	203.8
80	35 Oak Racing	Oak Pescarolo-Judd BMW	LM P2	Patrice Lafargue	4:00.772	10	11	33.739 0.025	203.8
81	56 BMW Motorsport	BMW M3 GT	LM GTE Pro	Joey Hand	4:00.877	9	10	33.844 0.105	203.7
82	80 Flying Lizard Motorsports	Porsche 911 RSR (997)	LM GTE Pro	Jörg Bergmeister	4:01.480	3	4	34.447 0.603	203.2
83	009 Aston Martin Racing	Aston Martin AMR-One	LM P1	Adrian Fernandez	4:01.562	5	6	34.529 0.082	203.1
84	42 Strakka Racing		LM P2	Nick Leventis	4:01.758	5	8	34.725 0.196	202.9
85	58 Luxury Racing	Ferrari 458 Italia	LM GTE Pro	Anthony Beltoise	4:02.017	8	9	34.984 0.259	202.7
86	88 Team Felbermayr-Proton	Porsche 911 RSR (997)	LM GTE Pro	Nick Tandy	4:02.049	3	6	35.016 0.032	202.7
87	55 BMW Motorsport	BMW M3 GT	LM GTE Pro	Dirk Werner	4:02.198	7	9	35.165 0.149	202.6
88	74 Corvette Racing	Chevrolet Corvette C6 ZR1	LM GTE Pro	Oliver Gavin	4:02.879	3	7	35.846 0.681	202.0
89	77 Team Felbermayr-Proton	Porsche 911 RSR (997)	LM GTE Pro	Wolf Henzler	4:03.006	4	8	35.973 0.127	201.9
90	89 Hankook-Team Farnbacher	Ferrari 458 Italia	LM GTE Pro	Dominik Farnbacher	4:03.453	5	17	36.420 0.447	201.5
91	70 Larbre Competition	Porsche 911 RSR (997)	LM GTE Am	Jean-Philippe Belloc	4:03.918	6	8	36.885 0.465	201.2
92	56 BMW Motorsport	BMW M3 GT	LM GTE Pro	Dirk Müller	4:04.255	5	6	37.222 0.337	200.9
93	81 Flying Lizard Motorsports	Porsche 911 RSR (997)	LM GTE Am	Spencer Pumpelly	4:04.747	12	14	37.714 0.492	200.5
94	60 Gulf AMR Middle East	Aston Martin Vantage	LM GTE Am	Fabien Giroix	4:04.825	2	4	37.792 0.078	200.4
95	73 Corvette Racing	Chevrolet Corvette C6 ZR1	LM GTE Pro	Antonio Garcia	4:04.966	6	9	37.933 0.141	200.3
96	63 Proton Competition	Porsche 911 RSR (997)	LM GTE Am	Horst Felbermayr Jr.	4:05.154	4	5	38.121 0.188	200.1
97	51 AF Corse Srl	Ferrari 458 Italia	LM GTE Pro	Toni Vilander	4:05.319	2	3	38.286 0.165	200.0
98	59 Luxury Racing	Ferrari 458 Italia	LM GTE Pro	Stéphane Ortelli	4:05.388	3	8	38.355 0.069	199.9
99	57 Krohn Racing	Ferrari F430	LM GTE Am	Niclas Jonsson	4:05.856	6	13	38.823 0.468	199.6
100	50 Larbre Competition	Chevrolet Corvette C6 ZR1	LM GTE Am	Julien Canal	4:05.955	5	11	38.922 0.099	199.5
101	73 Corvette Racing	Chevrolet Corvette C6 ZR1	LM GTE Pro	Tommy Milner	4:06.167	2	7	39.134 0.212	199.3
102	74 Corvette Racing	Chevrolet Corvette C6 ZR1	LM GTE Pro	Richard Westbrook	4:06.317	5	6	39.284 0.150	199.2
103	51 AF Corse Srl	Ferrari 458 Italia	LM GTE Pro	Giancarlo Fisichella	4:06.477	7	7	39.444 0.160	199.1
104	59 Luxury Racing	Ferrari 458 Italia	LM GTE Pro	Frédéric Makowiecki	4:06.691	3	5	39.658 0.214	198.9
105	66 JMW Motorsport	Ferrari 458 Italia	LM GTE Pro	Rob Bell	4:06.884	5	8	39.851 0.193	198.7
106	77 Team Felbermayr-Proton	Porsche 911 RSR (997)	LM GTE Pro	Richard Lietz	4:06.967	4	5	39.934 0.083	198.7
107	65 Lotus Jettalliance	Lotus Evora	LM GTE Pro	Johnny Mowlen	4:07.465	5	7	40.432 0.498	198.3
108	44 Extreme Limite AM Paris	Norma M200P-Judd BMW	LM P2	Jean-René De Fourmoux	4:08.130	6	6	41.097 0.665	197.7
109	75 Prospeed Competition	Porsche 911 RSR (997)	LM GTE Pro	Jaap Van Lagen	4:08.194	8	11	41.161 0.064	197.7
110	71 AF Corse	Ferrari 458 Italia	LM GTE Pro	Rui Aguas	4:08.213	5	7	41.180 0.019	197.7
111	36 RML		LM P2	Mike Newton	4:08.293	4	5	41.260 0.080	197.6
112	88 Team Felbermayr-Proton	Porsche 911 RSR (997)	LM GTE Pro	Abdulaziz Al-Faisal	4:09.201	7	8	42.168 0.908	196.9
113	80 Flying Lizard Motorsports	Porsche 911 RSR (997)	LM GTE Pro	Lucas Luhr	4:09.216	5	6	42.183 0.015	196.9
114	79 Jota	Aston Martin Vantage	LM GTE Pro	Simon Dolan	4:09.993	3	4	42.960 0.777	196.3
115	58 Luxury Racing	Ferrari 458 Italia	LM GTE Pro	Pierre Thiriet	4:10.054	5	5	43.021 0.061	196.2
116	65 Lotus Jettalliance	Lotus Evora	LM GTE Pro	James Rossiter	4:10.096	8	13	43.063 0.042	196.2
117	81 Flying Lizard Motorsports	Porsche 911 RSR (997)	LM GTE Am	Darren Law	4:10.145	3	4	43.112 0.049	196.1
118	61 AF Corse SRL	Ferrari F430	LM GTE Am	Marco Cioci	4:10.316	2	2	43.283 0.171	196.0
119	83 JMB Racing	Ferrari F430	LM GTE Am	Nicolas Marroc	4:10.335	4	4	43.302 0.019	196.0
120	89 Hankook-Team Farnbacher	Ferrari 458 Italia	LM GTE Pro	Leh Keen	4:10.358	3	3	43.325 0.023	196.0
121	79 Jota	Aston Martin Vantage	LM GTE Pro	Chris Buncombe	4:10.974	3	5	43.941 0.616	195.5
122	44 Extreme Limite AM Paris	Norma M200P-Judd BMW	LM P2	Philippe Haezebrouck	4:10.995	7	8	43.962 0.021	195.5
123	80 Flying Lizard Motorsports	Porsche 911 RSR (997)	LM GTE Pro	Patrick Long	4:11.535	3	4	44.502 0.540	195.1
124	66 JMW Motorsport	Ferrari 458 Italia	LM GTE Pro	Xavier Maassen	4:12.533	2	3	45.500 0.998	194.3
125	58 Luxury Racing	Ferrari 458 Italia	LM GTE Pro	François Jakubowski	4:12.578	4	9	45.545 0.045	194.3
126	70 Larbre Competition	Porsche 911 RSR (997)	LM GTE Am	Christophe Bourret	4:14.056	6	7	47.023 1.478	193.1
127	70 Larbre Competition	Porsche 911 RSR (997)	LM GTE Am	Pascal Gibon	4:14.340	7	8	47.307 0.284	192.9
128	88 Team Felbermayr-Proton	Porsche 911 RSR (997)	LM GTE Pro	Bryce Miller	4:14.610	2	2	47.577 0.270	192.7
129	007 Aston Martin Racing	Aston Martin AMR-One	LM P1	Darren Turner	4:15.023	2	2	47.990 0.413	192.4
130	5 Hope Racing	Oreca Swiss Hy Tech-Hybrid	LM P1	Casper Elgaard	4:15.395	4	5	48.362 0.372	192.1
131	50 Larbre Competition	Chevrolet Corvette C6 ZR1	LM GTE Am	Gabriele Gardel	4:16.067	2	2	49.034 0.672	191.6
132	50 Larbre Competition	Chevrolet Corvette C6 ZR1	LM GTE Am	Patrick Borhanuser	4:16.955	4	5	49.922 0.888	190.9
133	64 Lotus Jettalliance	Lotus Evora	LM GTE Pro	Martin Rich	4:17.379	5	7	50.346 0.424	190.6
134	83 JMB Racing	Ferrari F430	LM GTE Am	Manuel Rodrigues	4:18.146	6	8	51.113 0.767	190.1
135	63 Proton Competition	Porsche 911 RSR (997)	LM GTE Am	Christian Ried	4:18.837	7	7	51.804 0.691	189.6
136	60 Gulf AMR Middle East	Aston Martin Vantage	LM GTE Am	Michael Wainwright	4:18.951	3	3	51.918 0.114	189.5



24 HEURES DU MANS 2011



24 HEURES DU MANS

ILMC

Qualifying 1

Provisional Classification by Driver Fastest Lap

Nr	Team	Car	Class	Driver	Time	Lap	Total	Gap	Kph
137	35 Oak Racing	Oak Pescarolo-Judd BMW	LM P2	Frédéric Da Rocha	4:19.088	3	3	52.055 0.137	189.4
138	57 Krohn Racing	Ferrari F430	LM GTE Am	Tracy Krohn	4:22.719	2	3	55.686 3.631	186.8
139	71 AF Corse	Ferrari 458 Italia	LM GTE Pro	Michael Waltrip	4:22.843	13	13	55.810 0.124	186.7
140	63 Proton Competition	Porsche 911 RSR (997)	LM GTE Am	Horst Felbermayr	4:24.058	5	6	57.025 1.215	185.8
141	62 CRS Racing	Ferrari F430	LM GTE Am	Roger Wills	4:26.249	2	3	59.216 2.191	184.3
142	81 Flying Lizard Motorsports	Porsche 911 RSR (997)	LM GTE Am	Seth Neiman	4:26.618	2	3	59.585 0.369	184.0
143	66 JMW Motorsport	Ferrari 458 Italia	LM GTE Pro	Tim Sugden	4:26.988	2	2	59.955 0.370	183.8
144	62 CRS Racing	Ferrari F430	LM GTE Am	Pierre Ehret	4:28.232	2	3	1'01.199 1.244	182.9
145	64 Lotus Jetalliance	Lotus Evora	LM GTE Pro	Oskar Slingerland	4:30.058	3	6	1'03.025 1.826	181.7
146	62 CRS Racing	Ferrari F430	LM GTE Am	Shaun Lynn	5:13.959	2	3	1'46.926 43.901	156.3
147	64 Lotus Jetalliance	Lotus Evora	LM GTE Pro	John Hartshorne					
148	33 Level 5 Motorsports	Lola Coupe-Handa Performance Development	LM P2	Joao Barbosa					
149	65 Lotus Jetalliance	Lotus Evora	LM GTE Pro	Jonathan Hirschi					
150	75 Prospeed Competition	Porsche 911 RSR (997)	LM GTE Pro	Marc Goossens					
151	71 AF Corse	Ferrari 458 Italia	LM GTE Pro	Robert Kauffman					
152	33 Level 5 Motorsports	Lola Coupe-Handa Performance Development	LM P2	Scott Tucker					
153	7 Peugeot Sport Total	Peugeot 908	LM P1	Anthony Davidson					
154	1 Audi Sport Team Joest	Audi R18 TDI	LM P1	Romain Dumas			1		
155	16 Pescarolo Team	Pescarolo Judd	LM P1	Christophe Tinseau					
156	007 Aston Martin Racing	Aston Martin AMR-One	LM P1	Stephane Mucke					
157	22 Kronos Racing	Lola Aston Martin	LM P1	Maxime Martin			1		
158	68 Robertson Racing LLC	Ford GT-Doran	LM GTE Am	David Robertson					
159	61 AF Corse SRL	Ferrari F430	LM GTE Am	Sean Breslin					
160	68 Robertson Racing LLC	Ford GT-Doran	LM GTE Am	Andrea Robertson			1		
161	83 JMB Racing	Ferrari F430	LM GTE Am	Jean-Marc Menahem					
162	68 Robertson Racing LLC	Ford GT-Doran	LM GTE Am	David Murry					
163	61 AF Corse SRL	Ferrari F430	LM GTE Am	Piergiuseppe Perazzini					
164	76 Imsa Performance Matmut	Porsche 911 RSR (997)	LM GTE Pro	Raymond Narac					
165	76 Imsa Performance Matmut	Porsche 911 RSR (997)	LM GTE Pro	Patrick Pilet					
166	76 Imsa Performance Matmut	Porsche 911 RSR (997)	LM GTE Pro	Nicolas Armindo					
167	60 Gulf AMR Middle East	Aston Martin Vantage	LM GTE Am	Roald Goethe					
168	57 Krohn Racing	Ferrari F430	LM GTE Am	Michele Rugolo			1		

Published at:

Track Status:

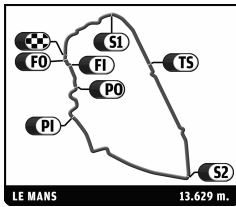
DRY

Race Director:

Timekeeper:



24 HEURES DU MANS 2011



24 HEURES DU MANS

ILMC

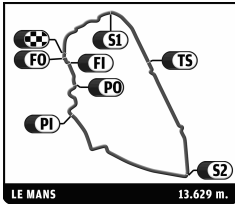
Qualifying 1

Best Sector Times

SECTOR 1			SECTOR 2			SECTOR 3			Pos	Team	Ideal Lap	Best Lap
Pos	Driver	Time	Driver	Time	Driver	Time	Pos	Team				
1	2 A.Lotterer	32.484	8 S.Sarrazin	1:19.672	3 A.McNish	1:34.020	1	8 Peugeot Sport Total	3:26.822	3:27.033	(1)	
2	8 S.Sarrazin	32.524	7 M.Gene	1:19.878	1 M.Rockenfeller	1:34.264	2	7 Peugeot Sport Total	3:27.588	3:28.796	(5)	
3	7 A.Wurz	32.575	9 S.Bourdais	1:20.203	8 S.Sarrazin	1:34.626	3	1 Audi Sport Team Joest	3:27.733	3:27.949	(3)	
4	1 M.Rockenfeller	32.638	2 A.Lotterer	1:20.407	2 A.Lotterer	1:35.048	4	2 Audi Sport Team Joest	3:27.939	3:27.939	(2)	
5	10 L.Duval	32.678	1 M.Rockenfeller	1:20.831	7 A.Wurz	1:35.135	5	3 Audi Sport North America	3:28.081	3:28.301	(4)	
6	9 S.Bourdais	32.764	3 A.McNish	1:21.016	10 L.Duval	1:35.236	6	9 Team Peugeot Total	3:28.401	3:29.466	(6)	
7	3 T.Kristensen	33.045	10 L.Duval	1:22.170	9 S.Bourdais	1:35.434	7	10 Team Oreca Matmut	3:30.084	3:30.084	(7)	
8	16 J.Jousse	33.458	16 J.Jousse	1:22.774	16 J.Jousse	1:38.687	8	16 Pescarolo Team	3:34.919	3:35.456	(8)	
9	13 A.Belicchi	33.872	12 N.Jani	1:23.980	12 N.Jani	1:39.226	9	13 Rebellion Racing	3:37.299	3:38.351	(10)	
10	20 O.Pla	34.144	13 A.Belicchi	1:24.103	13 A.Belicchi	1:39.324	10	12 Rebellion Racing	3:37.404	3:37.404	(9)	
11	12 N.Jani	34.198	15 T.Monteiro	1:24.747	15 T.Monteiro	1:39.828	11	15 Oak Racing	3:38.824	3:39.672	(11)	
12	15 G.Moreau	34.249	20 O.Pla	1:25.482	20 O.Pla	1:41.083	12	20 Quifel-Asm Team	3:40.709	3:41.019	(12)	
13	42 J.Kane	34.422	48 A.Premat	1:25.886	48 A.Premat	1:41.336	13	48 Team Oreca Matmut	3:42.081	3:43.654	(15)	
14	41 T.Kimber-Smith	34.626	42 J.Kane	1:26.325	26 F.Mailloux	1:41.498	14	42 Strakka Racing	3:42.615	3:42.615	(13)	
15	26 F.Mailloux	34.651	22 V.Ickx	1:26.375	41 T.Kimber-Smith	1:41.700	15	41 Greaves Motorsport	3:42.969	3:43.814	(16)	
16	40 R.Meichtry	34.725	41 T.Kimber-Smith	1:26.643	42 J.Kane	1:41.868	16	26 Signatech Nissan	3:43.124	3:43.124	(14)	
17	48 A.Premat	34.859	40 R.Meichtry	1:26.704	22 V.Ickx	1:42.764	17	22 Kronos Racing	3:44.189	3:44.415	(18)	
18	39 P.Kaffer	34.926	24 J.Yvon	1:26.907	40 R.Meichtry	1:42.865	18	40 Race Performance	3:44.294	3:44.294	(17)	
19	49 N.De Crem	35.042	26 F.Mailloux	1:26.975	39 P.Kaffer	1:43.132	19	5 Hope Racing	3:45.797	3:47.691	(21)	
20	22 V.Ickx	35.050	5 S.Zacchia	1:27.453	5 S.Zacchia	1:43.141	20	39 Pecom Racing	3:45.878	3:45.997	(19)	
21	33 C.Bouchut	35.132	49 N.De Crem	1:27.694	36 T.Erdos	1:43.288	21	49 Oak Racing	3:46.682	3:48.211	(22)	
22	5 S.Zacchia	35.203	39 P.Kaffer	1:27.820	49 N.De Crem	1:43.946	22	36 RML	3:46.689	3:47.308	(20)	
23	36 T.Erdos	35.370	36 T.Erdos	1:28.031	24 J.Nicolet	1:45.220	23	24 Oak Racing	3:47.717	3:48.852	(23)	
24	24 J.Yvon	35.590	33 C.Bouchut	1:29.524	33 C.Bouchut	1:45.344	24	33 Level 5 Motorsports	3:50.000	3:51.149	(24)	
25	007 C.Klein	35.814	35 A.Barlesi	1:29.850	44 F.Rosier	1:45.526	25	44 Extreme Limite AM Paris	3:51.438	3:51.438	(25)	
26	44 F.Rosier	35.977	007 D.Turner	1:29.874	009 A.Meyrick	1:47.255	26	007 Aston Martin Racing	3:53.735	3:56.847	(27)	
27	009 A.Meyrick	36.369	44 F.Rosier	1:29.935	007 C.Klein	1:48.047	27	009 Aston Martin Racing	3:54.634	3:56.637	(26)	
28	35 A.Barlesi	36.592	009 A.Meyrick	1:31.010	51 G.Bruni	1:48.293	28	35 Oak Racing	3:55.780	3:57.453	(28)	
29	51 G.Bruni	37.094	56 A.Priaux	1:31.775	59 J.Melo	1:48.716	29	55 BMW Motorsport	3:58.266	3:59.321	(31)	
30	55 A.Farfus	37.218	55 A.Farfus	1:32.294	55 A.Farfus	1:48.754	30	56 BMW Motorsport	3:58.426	3:58.426	(29)	
31	56 A.Priaux	37.313	77 M.Lieb	1:32.551	75 M.Holzer	1:48.910	31	51 AF Corse Srl	3:58.431	3:58.989	(30)	
32	89 A.Simonsen	37.486	75 M.Holzer	1:32.900	73 O.Beretta	1:48.928	32	73 Corvette Racing	3:59.417	3:59.633	(33)	
33	79 S.Hancock	37.530	74 J.Magnussen	1:32.908	74 J.Magnussen	1:49.062	33	74 Corvette Racing	3:59.513	3:59.519	(32)	
34	74 J.Magnussen	37.543	73 O.Beretta	1:32.912	77 M.Lieb	1:49.243	34	77 Team Felbermayr-Proton	3:59.522	3:59.998	(36)	
35	59 J.Melo	37.562	88 N.Tandy	1:32.958	35 A.Barlesi	1:49.338	35	59 Luxury Racing	3:59.603	3:59.901	(34)	
36	73 O.Beretta	37.577	51 G.Bruni	1:33.044	56 A.Priaux	1:49.338	36	75 Prospeed Competition	3:59.622	3:59.962	(35)	
37	58 A.Beltoise	37.700	89 A.Simonsen	1:33.051	79 S.Hancock	1:49.353	37	89 Hankook-Team Farnbacher	4:00.093	4:00.260	(37)	
38	77 M.Lieb	37.728	80 J.Bergmeister	1:33.268	89 A.Simonsen	1:49.556	38	79 Jota	4:00.707	4:00.747	(38)	
39	80 J.Bergmeister	37.761	59 J.Melo	1:33.325	80 J.Bergmeister	1:50.389	39	88 Team Felbermayr-Proton	4:01.294	4:02.049	(41)	
40	75 M.Holzer	37.812	58 A.Beltoise	1:33.766	88 N.Tandy	1:50.489	40	80 Flying Lizard Motorsports	4:01.418	4:01.480	(39)	
41	88 N.Tandy	37.847	79 S.Hancock	1:33.824	58 A.Beltoise	1:50.551	41	58 Luxury Racing	4:02.017	4:02.017	(40)	
42	60 F.Giroix	38.172	63 H.Felbermayr Jr.	1:33.862	70 J.Belloc	1:51.542	42	70 Larbre Competition	4:03.918	4:03.918	(42)	
43	70 J.Belloc	38.225	81 S.Pumpelly	1:34.018	60 F.Giroix	1:51.928	43	81 Flying Lizard Motorsports	4:04.719	4:04.747	(43)	
44	63 H.Felbermayr Jr.	38.315	70 J.Belloc	1:34.151	81 S.Pumpelly	1:52.354	44	63 Proton Competition	4:04.789	4:05.154	(45)	
45	81 S.Pumpelly	38.347	66 R.Bell	1:34.618	66 R.Bell	1:52.398	45	60 Gulf AMR Middle East	4:04.825	4:04.825	(44)	
46	66 R.Bell	38.361	57 N.Jonsson	1:34.684	57 N.Jonsson	1:52.486	46	66 JMW Motorsport	4:05.377	4:06.884	(48)	
47	50 J.Canal	38.492	60 F.Giroix	1:34.725	65 J.Mowlen	1:52.517	47	57 Krohn Racing	4:05.774	4:05.856	(46)	
48	57 N.Jonsson	38.604	50 J.Canal	1:34.853	50 J.Canal	1:52.610	48	50 Larbre Competition	4:05.955	4:05.955	(47)	
49	71 R.Aguas	38.696	61 M.Cioci	1:35.328	63 H.Felbermayr Jr.	1:52.612	49	65 Lotus Jettalliance	4:07.266	4:07.465	(49)	
50	61 M.Cioci	38.737	71 R.Aguas	1:35.521	71 R.Aguas	1:53.652	50	71 AF Corse	4:07.869	4:08.213	(50)	
51	65 J.Mowlen	38.878	65 J.Mowlen	1:35.871	83 N.Marroc	1:54.792	51	61 AF Corse SRL	4:09.011	4:10.316	(51)	
52	83 N.Marroc	39.512	83 N.Marroc	1:35.970	61 M.Cioci	1:54.946	52	83 JMB Racing	4:10.274	4:10.335	(52)	



24 HEURES DU MANS 2011



24 HEURES DU MANS

ILMC

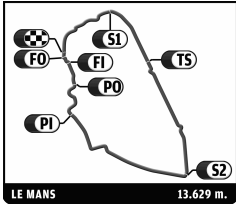
Qualifying 1

Best Sector Times

Pos	SECTOR 1		SECTOR 2		SECTOR 3		Pos	Team	Ideal Lap	Best Lap
	Driver	Time	Driver	Time	Driver	Time				
53	64 M.Rich	40.065	64 M.Rich	1:37.947	64 M.Rich	1:58.344	53	64 Lotus Jetalliance	4'16.356	4:17.379 (53)
54	62 P.Ehret	41.214	62 P.Ehret	1:40.572	62 R.Wills	2:02.268	54	62 CRS Racing	4'24.054	4:26.249 (54)



24 HEURES DU MANS 2011



24 HEURES DU MANS

ILMC

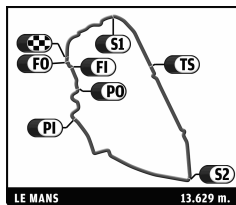
Qualifying 1

Best Specific Sectors

Pos	T6			T7			PORSCHE			FORD			T6+ T7		
	Driver	Time	Kph	Driver	Time	Kph	Driver	Time	Kph	Driver	Time	Kph	Driver	Time	Kph
1	7 A. Wurz	3.167	176,0	8 N. Minassian	3.716	236,6	1 M. Rockenfeller	15.974	254,2	8 N. Minassian	5.572	167,0	7 A. Wurz	6.902	208,1
2	2 A. Lotterer	3.238	172,1	7 A. Wurz	3.735	235,4	3 A. McNish	16.019	253,4	7 A. Wurz	5.687	163,7	8 N. Minassian	6.957	206,5
3	8 N. Minassian	3.241	171,9	9 S. Bourdais	3.753	234,2	10 N. Lapierre	16.246	249,9	10 N. Lapierre	5.689	163,6	2 A. Lotterer	7.012	204,8
4	1 M. Rockenfeller	3.257	171,1	3 A. McNish	3.765	233,5	2 A. Lotterer	16.263	249,6	42 D. Watts	5.719	162,8	1 M. Rockenfeller	7.031	204,3
5	9 S. Bourdais	3.276	170,1	2 A. Lotterer	3.774	232,9	8 N. Minassian	16.425	247,2	3 A. McNish	5.741	162,1	9 S. Bourdais	7.035	204,2
6	10 N. Lapierre	3.288	169,5	1 M. Rockenfeller	3.774	232,9	9 S. Bourdais	16.919	240,0	2 A. Lotterer	5.804	160,4	3 A. McNish	7.075	203,0
7	3 A. McNish	3.310	168,4	10 N. Lapierre	3.822	230,0	7 A. Wurz	17.030	238,4	1 M. Rockenfeller	5.816	160,0	10 N. Lapierre	7.111	202,0
8	42 D. Watts	3.344	166,7	16 J. Jousse	3.893	225,8	16 J. Jousse	17.393	233,4	51 G. Bruni	5.870	158,6	16 J. Jousse	7.258	197,9
9	16 J. Jousse	3.365	165,6	13 J. Boullion	3.909	224,9	26 F. Mailloux	17.455	232,6	5 S. Zaccchia	5.898	157,8	13 J. Boullion	7.305	196,6
10	20 O. Pla	3.386	164,6	22 B. Leinders	3.932	223,6	12 J. Bleekemolen	17.506	231,9	9 S. Bourdais	5.916	157,3	20 O. Pla	7.354	195,3
11	13 J. Boullion	3.396	164,1	12 J. Bleekemolen	3.932	223,6	48 A. Premat	17.534	231,5	12 J. Bleekemolen	5.959	156,2	22 B. Leinders	7.377	194,7
12	39 P. Kaffer	3.442	161,9	20 O. Pla	3.956	222,2	15 T. Monteiro	17.633	230,2	13 J. Boullion	5.983	155,6	42 D. Watts	7.417	193,7
13	48 A. Premat	3.442	161,9	15 T. Monteiro	4.007	219,4	41 T. Kimber-Smith	17.803	228,0	15 T. Monteiro	6.005	155,0	12 J. Bleekemolen	7.418	193,6
14	22 B. Leinders	3.445	161,8	24 J. Yvon	4.016	218,9	42 D. Watts	18.034	225,1	16 J. Jousse	6.038	154,2	48 A. Premat	7.489	191,8
15	26 F. Mailloux	3.449	161,6	48 A. Premat	4.047	217,2	13 J. Boullion	18.105	224,2	55 A. Farfus	6.039	154,1	15 T. Monteiro	7.491	191,8
16	41 T. Kimber-Smith	3.451	161,5	41 T. Kimber-Smith	4.062	216,4	40 M. Rostan	18.333	221,5	79 S. Hancock	6.068	153,4	41 T. Kimber-Smith	7.513	191,2
17	33 C. Bouchut	3.454	161,3	26 F. Mailloux	4.071	215,9	36 T. Erdos	18.405	220,6	44 F. Rosier	6.079	153,1	26 F. Mailloux	7.522	191,0
18	15 T. Monteiro	3.478	160,2	42 D. Watts	4.073	215,8	49 N. De Crem	18.456	220,0	009 H. Primat	6.101	152,6	39 P. Kaffer	7.551	190,2
19	12 J. Bleekemolen	3.486	159,9	40 M. Rostan	4.079	215,5	5 S. Zaccchia	18.586	218,4	41 T. Kimber-Smith	6.110	152,3	40 M. Rostan	7.580	189,5
20	40 M. Rostan	3.501	159,2	39 P. Kaffer	4.107	214,1	39 P. Kaffer	18.832	215,6	40 M. Rostan	6.118	152,1	33 C. Bouchut	7.582	189,4
21	36 T. Erdos	3.530	157,9	33 C. Bouchut	4.128	213,0	20 O. Pla	18.929	214,5	26 F. Mailloux	6.132	151,8	24 J. Yvon	7.637	188,1
22	44 F. Rosier	3.545	157,2	49 N. De Crem	4.130	212,9	009 H. Primat	19.118	212,4	73 O. Beretta	6.133	151,8	36 T. Erdos	7.701	186,5
23	55 A. Farfus	3.572	156,0	5 S. Zaccchia	4.131	212,8	33 C. Bouchut	19.170	211,8	59 J. Melo	6.138	151,6	49 N. De Crem	7.714	186,2
24	51 G. Bruni	3.576	155,8	007 C. Klein	4.140	212,3	44 F. Rosier	19.238	211,0	48 A. Premat	6.157	151,2	44 F. Rosier	7.730	185,8
25	009 H. Primat	3.578	155,8	36 T. Erdos	4.171	210,8	22 B. Leinders	19.282	210,6	39 P. Kaffer	6.161	151,1	5 S. Zaccchia	7.731	185,8
26	49 N. De Crem	3.584	155,5	009 H. Primat	4.175	210,6	24 J. Yvon	19.656	206,5	36 T. Erdos	6.187	150,4	007 C. Klein	7.735	185,7
27	007 C. Klein	3.595	155,0	44 F. Rosier	4.185	210,1	007 C. Klein	19.657	206,5	20 O. Pla	6.194	150,3	009 H. Primat	7.762	185,1
28	59 J. Melo	3.600	154,8	35 F. Da Rocha	4.196	209,5	51 G. Bruni	20.025	202,7	56 A. Priaux	6.197	150,2	55 A. Farfus	7.881	182,3
29	5 S. Zaccchia	3.600	154,8	56 A. Priaux	4.309	204,0	59 J. Melo	20.314	199,9	33 C. Bouchut	6.207	150,0	35 F. Da Rocha	7.921	181,3
30	56 A. Priaux	3.616	154,1	55 A. Farfus	4.309	204,0	74 J. Magnussen	20.401	199,0	49 N. De Crem	6.225	149,5	56 A. Priaux	7.925	181,2
31	24 J. Yvon	3.621	153,9	79 S. Hancock	4.341	202,5	79 S. Hancock	20.426	198,8	89 A. Simonsen	6.237	149,2	51 G. Bruni	7.947	180,7
32	66 R. Bell	3.623	153,8	89 A. Simonsen	4.361	201,6	35 F. Da Rocha	20.442	198,6	80 J. Bergmeister	6.260	148,7	79 S. Hancock	7.967	180,3
33	79 S. Hancock	3.625	153,7	60 F. Giroix	4.362	201,5	75 M. Holzer	20.470	198,3	77 M. Lieb	6.273	148,4	59 J. Melo	7.971	180,2
34	89 A. Simonsen	3.635	153,3	51 G. Bruni	4.367	201,3	73 O. Beretta	20.477	198,3	58 A. Beltoise	6.323	147,2	89 A. Simonsen	7.998	179,6
35	60 F. Giroix	3.643	153,0	77 M. Lieb	4.367	201,3	56 A. Priaux	20.552	197,5	75 M. Holzer	6.386	145,8	60 F. Giroix	8.005	179,4
36	77 M. Lieb	3.658	152,3	75 M. Holzer	4.370	201,2	89 A. Simonsen	20.641	196,7	74 J. Magnussen	6.397	145,6	66 R. Bell	8.023	179,0
37	80 J. Bergmeister	3.664	152,1	59 J. Melo	4.371	201,1	55 A. Farfus	20.743	195,7	66 R. Bell	6.402	145,4	77 M. Lieb	8.032	178,8
38	75 M. Holzer	3.666	152,0	74 J. Magnussen	4.373	201,0	77 M. Lieb	20.838	194,8	57 N. Jonsson	6.411	145,2	75 M. Holzer	8.036	178,7
39	74 J. Magnussen	3.669	151,9	80 J. Bergmeister	4.378	200,8	88 N. Tandy	20.910	194,2	65 J. Mowlan	6.445	144,4	80 J. Bergmeister	8.042	178,6
40	58 A. Beltoise	3.669	151,9	73 O. Beretta	4.383	200,6	66 R. Bell	20.928	194,0	70 J. Belloc	6.469	143,9	74 J. Magnussen	8.049	178,5
41	73 O. Beretta	3.697	150,7	58 A. Beltoise	4.388	200,3	65 J. Mowlan	20.969	193,6	88 N. Tandy	6.505	143,1	58 A. Beltoise	8.073	177,9
42	35 F. Da Rocha	3.713	150,1	57 N. Jonsson	4.399	199,8	58 A. Beltoise	21.000	193,3	60 F. Giroix	6.554	142,0	73 O. Beretta	8.088	177,6
43	57 N. Jonsson	3.719	149,8	66 R. Bell	4.400	199,8	60 F. Giroix	21.090	192,5	22 B. Leinders	6.563	141,8	57 N. Jonsson	8.118	176,9
44	70 J. Belloc	3.722	149,7	70 J. Belloc	4.401	199,8	80 J. Bergmeister	21.106	192,4	61 M. Cioci	6.612	140,8	70 J. Belloc	8.123	176,8
45	50 J. Canal	3.724	149,6	81 D. Law	4.404	199,6	70 J. Belloc	21.211	191,4	007 C. Klein	6.626	140,5	81 D. Law	8.129	176,7
46	81 D. Law	3.725	149,6	50 J. Canal	4.414	199,2	63 H. Felbermayr Jr.	21.419	189,5	81 D. Law	6.638	140,2	50 J. Canal	8.145	176,4
47	61 M. Cioci	3.768	147,9	88 N. Tandy	4.431	198,4	71 R. Aguas	21.575	188,2	24 J. Yvon	6.658	139,8	83 M. Rodrigues	8.204	175,1
48	83 M. Rodrigues	3.769	147,9	83 M. Rodrigues	4.435	198,2	81 D. Law	21.627	187,7	50 J. Canal	6.704	138,8	88 N. Tandy	8.227	174,6
49	88 N. Tandy	3.796	146,8	63 H. Felbermayr Jr.	4.471	196,6	50 J. Canal	21.639	187,6	83 M. Rodrigues	6.722	138,5	63 H. Felbermayr Jr.	8.296	173,1
50	65 J. Mowlan	3.818	146,0	61 M. Cioci	4.497	195,5	57 N. Jonsson	21.700	187,1	63 H. Felbermayr Jr.	6.757	137,8	65 J. Mowlan	8.363	171,8
51	63 H. Felbermayr Jr.	3.825	145,7	71 R. Aguas	4.501	195,3	83 M. Rodrigues	22.194	182,9	71 R. Aguas	6.857	135,7	61 M. Cioci	8.376	171,5
52	71 R. Aguas	3.908	142,6	65 J. Mowlan	4.531	194,0	61 M. Cioci	22.614	179,5	35 F. Da Rocha	6.889	135,1	71 R. Aguas	8.416	170,7
53	64 M. Rich	4.017	138,7	64 M. Rich	4.569	192,4	64 M. Rich	22.865	177,6	64 M. Rich	7.464	124,7	64 M. Rich	8.586	167,3
54	62 R. Wills	4.090	136,3	62 R. Wills	4.610	190,7	62 R. Wills	23.598	172,0	62 R. Wills	8.038	115,8	62 R. Wills	8.700	165,1
55							68 A. Robertson	29.179	139,1						



24 HEURES DU MANS 2011



24 HEURES DU MANS

ILMC

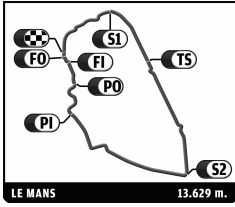
Qualifying 1

Best Top Speeds

Team	Car	Class	Top Speed Driver	Top 1		Top 2		Top 3		Top 4		Top 5		Avg
				Kph	Lap	Kph	Lap	Kph	Lap	Kph	Lap	Kph	Lap	
7 Peugeot Sport Total	Peugeot 908	LM P1	M. Gene	339.6	18	337.5	10	336.4	24	335.4	15	335.4	7	336,9
8 Peugeot Sport Total	Peugeot 908	LM P1	S. Sarrazin	337.5	21	335.4	13	335.4	9	335.4	4	334.4	6	335,6
9 Team Peugeot Total	Peugeot 908	LM P1	S. Bourdais	335.4	4	332.3	10	331.3	20	331.3	2	330.3	18	332,1
2 Audi Sport Team Joest	Audi R18 TDI	LM P1	A. Lotterer	332.3	5	326.3	28	326.3	6	325.3	3	324.3	2	326,9
1 Audi Sport Team Joest	Audi R18 TDI	LM P1	M. Rockenfeller	329.3	4	328.3	2	328.3	7	327.3	9	326.3	6	327,9
3 Audi Sport North America	Audi R18 TDI	LM P1	R. Capello	325.3	13	324.3	7	324.3	27	323.4	4	323.4	23	324,1
16 Pescarolo Team	Pescarolo Judd	LM P1	J. Jousse	323.4	5	323.4	9	322.4	7	321.4	11	321.4	3	322,4
10 Team Oreca Matmut	Peugeot 908 HDI-FAP	LM P1	L. Duval	318.6	9	318.6	3	317.6	4	316.7	14	316.7	6	317,6
12 Rebellion Racing	Lola B 10/60 Coupe-Toyota	LM P1	J. Bleekemolen	316.7	4	314.9	9	314.9	6	314.0	3	314.0	14	314,9
24 Oak Racing	Oak Pescarolo-Judd	LM P1	J. Yvon	315.8	13	314.0	6	313.0	22	313.0	20	312.1	15	313,6
13 Rebellion Racing	Lola B 10/60 Coupe-Toyota	LM P1	A. Belicchi	314.9	8	312.1	5	312.1	7	311.2	6	310.3	2	312,1
15 Oak Racing	Oak Pescarolo-Judd	LM P1	T. Monteiro	314.0	10	313.0	17	313.0	14	313.0	13	313.0	12	313,2
22 Kronos Racing	Lola Aston Martin	LM P1	B. Leinders	311.2	5	310.3	11	310.3	10	310.3	3	310.3	4	310,5
20 Quifel-Asm Team	Zytek 09 SC	LM P1	W. Hughes	308.6	8	307.7	9	307.7	6	307.7	15	306.8	3	307,7
49 Oak Racing	Oak Pescarolo-BMW	LM P2	J. Charouz	301.7	19	301.7	16	300.8	13	300.8	17	300.0	12	301,0
5 Hope Racing	Oreca Swiss Hy Tech-Hybrid	LM P1	S. Zaccchia	300.8	4	297.5	9	297.5	3	295.9	10	295.1	2	297,4
36 RML	Honda Performance Development Av01 D	LM P2	T. Erdos	300.0	4	295.9	13	295.9	2	295.9	3	295.9	19	296,7
48 Team Oreca Matmut	Oreca 03-Nissan	LM P2	D. Hallyday	300.0	12	300.0	7	299.2	13	299.2	16	299.2	2	299,5
35 Oak Racing	Oak Pescarolo-Judd BMW	LM P2	A. Barlesi	299.2	18	297.5	12	297.5	14	296.7	11	296.7	8	297,5
42 Strakka Racing	Honda Performance Development Av01 D	LM P2	J. Kane	298.3	7	297.5	22	296.7	19	296.7	15	296.7	9	297,2
40 Race Performance	Oreca 03-Judd BMW	LM P2	R. Meichtry	298.3	14	298.3	19	297.5	13	296.7	15	295.9	12	297,3
39 Pecom Racing	Lola B11/40-Judd Bmw	LM P2	P. Kaffer	296.7	9	296.7	2	295.9	3	295.9	8	295.9	7	296,2
26 Signatech Nissan	Oreca 03-Nissan	LM P2	L. Ordoñez	296.7	13	296.7	17	296.7	7	295.9	8	295.9	21	296,4
41 Greaves Motorsport	Zytek Nissan	LM P2	T. Kimber-Smith	295.9	3	295.9	11	295.1	16	295.1	4	295.1	13	295,4
77 Team Felbermayr-Proton	Porsche 911 RSR (997)	LM GTE Pro	M. Lieb	291.9	3	291.1	2	291.1	4	288.8	14	288.0	8	290,2
74 Corvette Racing	Chevrolet Corvette C6 ZR1	LM GTE Pro	O. Gavin	291.9	18	288.8	16	287.2	8	286.5	17	285.7	11	288,0
55 BMW Motorsport	BMW M3 GT	LM GTE Pro	A. Farfus	291.1	2	290.3	14	290.3	15	289.5	16	289.5	7	290,1
56 BMW Motorsport	BMW M3 GT	LM GTE Pro	J. Hand	291.1	18	291.1	4	290.3	5	289.5	22	289.5	7	290,3
33 Level 5 Motorsports	Lola Coupe-Honda Performance Development	LM P2	C. Bouchut	290.3	3	289.5	2	289.5	4	289.5	6	289.5	7	289,7
89 Hankook-Team Farnbacher	Ferrari 458 Italia	LM GTE Pro	D. Farnbacher	289.5	12	287.2	2	287.2	3	286.5	15	286.5	14	287,4
007 Aston Martin Racing	Aston Martin AMR-One	LM P1	C. Klein	289.5	4	288.0	5	287.2	7	283.5	6	279.1	1	285,5
80 Flying Lizard Motorsports	Porsche 911 RSR (997)	LM GTE Pro	L. Luhr	288.8	9	287.2	4	287.2	10	286.5	2	285.7	7	287,1
81 Flying Lizard Motorsports	Porsche 911 RSR (997)	LM GTE Am	S. Pumpelly	288.0	18	288.0	16	288.0	15	287.2	21	287.2	17	287,7
75 Prospeed Competition	Porsche 911 RSR (997)	LM GTE Pro	J. Van Lagen	287.2	12	286.5	9	286.5	21	285.7	3	285.7	15	286,3
63 Proton Competition	Porsche 911 RSR (997)	LM GTE Am	H. Felbermayr Jr.	287.2	2	284.2	3	284.2	15	283.5	17	282.7	4	284,4
83 JMB Racing	Ferrari F430	LM GTE Am	M. Rodrigues	286.5	3	283.5	11	282.0	7	281.2	12	278.4	6	282,3
88 Team Felbermayr-Proton	Porsche 911 RSR (997)	LM GTE Pro	A. Al-Faisal	286.5	11	286.5	6	285.7	3	285.7	4	284.2	13	285,7
73 Corvette Racing	Chevrolet Corvette C6 ZR1	LM GTE Pro	O. Beretta	285.7	6	284.2	3	284.2	16	284.2	20	284.2	15	284,5
57 Krohn Racing	Ferrari F430	LM GTE Am	N. Jonsson	285.7	9	283.5	5	282.7	16	282.7	7	282.7	6	283,5
70 Larbre Competition	Porsche 911 RSR (997)	LM GTE Am	J. Belloc	285.7	2	285.0	4	285.0	5	285.0	6	283.5	19	284,8
44 Extreme Limite AM Paris	Norma M200P-Judd BMW	LM P2	F. Rosier	285.7	2	283.5	3	283.5	4	283.5	11	282.7	12	283,8
58 Luxury Racing	Ferrari 458 Italia	LM GTE Pro	A. Beltoise	285.0	4	284.2	13	283.5	2	283.5	5	282.0	22	283,6
51 AF Corse Srl	Ferrari 458 Italia	LM GTE Pro	G. Fisichella	284.2	19	284.2	2	282.0	3	282.0	8	281.2	7	282,7
59 Luxury Racing	Ferrari 458 Italia	LM GTE Pro	F. Makowiecki	284.2	10	284.2	8	282.0	9	281.2	14	281.2	13	282,6
009 Aston Martin Racing	Aston Martin AMR-One	LM P1	A. Fernandez	284.2	8	282.7	9	282.0	2	281.2	7	281.2	3	282,3
71 AF Corse	Ferrari 458 Italia	LM GTE Pro	R. Aguas	282.0	6	280.5	7	280.5	14	279.8	13	279.1	16	280,4
66 JMW Motorsport	Ferrari 458 Italia	LM GTE Pro	X. Maasen	282.0	10	281.2	11	280.5	4	279.8	8	279.1	5	280,5
64 Lotus Jetalliance	Lotus Evora	LM GTE Pro	M. Rich	280.5	4	279.8	5	279.1	7	278.4	3	278.4	6	279,2
65 Lotus Jetalliance	Lotus Evora	LM GTE Pro	J. Mowlan	280.5	6	277.6	5	276.9	7	276.9	3	276.9	4	277,8
50 Larbre Competition	Chevrolet Corvette C6 ZR1	LM GTE Am	J. Canal	280.5	10	280.5	15	279.8	11	279.1	7	278.4	9	279,7
79 Jota	Aston Martin Vantage	LM GTE Pro	C. Buncombe	279.1	15	279.1	3	277.6	12	276.9	4	276.9	6	277,9



24 HEURES DU MANS 2011



24 HEURES DU MANS

ILMC

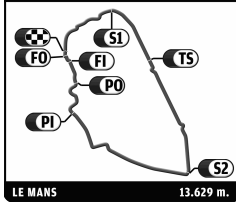
Qualifying 1

Best Top Speeds

Team	Car	Class	Top Speed Driver	Top 1		Top 2		Top 3		Top 4		Top 5		Avg
				Kph	Lap	Kph	Lap	Kph	Lap	Kph	Lap	Kph	Lap	
60 Gulf AMR Middle East	Aston Martin Vantage	LM GTE Am	F. Giroix	277.6	2	276.2	7	272.0	5	258.4	3	255.9	4	268,0
61 AF Corse SRL	Ferrari F430	LM GTE Am	M. Cioci	276.9	2	264.7	1							270,8
62 CRS Racing	Ferrari F430	LM GTE Am	P. Ehret	274.8	6	259.6	5	246.6	2	245.5	3	224.5	1	250,2
68 Robertson Racing LLC	Ford GT-Doran	LM GTE Am	A. Robertson	226.4	1									226,4
76 Imsa Performance Matmut	Porsche 911 RSR (997)	LM GTE Pro												



24 HEURES DU MANS 2011



24 HEURES DU MANS

ILMC

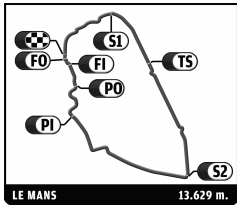
Qualifying 1

Fastest Lap Sequence

Practice Time	Team	Car	Class	Driver	Time	Kph	Lap
7:19.209	3 Audi Sport North America	Audi R18 TDI	LM P1	Allan McNish	3:29.078	234.7	2
7:25.820	1 Audi Sport Team Joest	Audi R18 TDI	LM P1	Mike Rockenfeller	3:27.949	235.9	2
22:40.883	2 Audi Sport Team Joest	Audi R18 TDI	LM P1	André Lotterer	3:27.939	236.0	6
1:28:00.198	8 Peugeot Sport Total	Peugeot 908	LM P1	Stephane Sarrazin	3:27.033	237.0	6



24 HEURES DU MANS 2011



24 HEURES DU MANS

ILMC
Qualifying 1

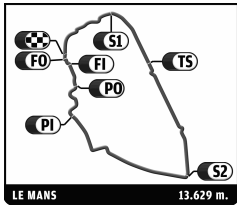
Sector Analysis

■ Personal Best ■ Session Best ■ Crossing the finish line in pit lane

Lap	D	Time	Sector 1	Sector 2	Sector 3	T6	T7	Porsche	Ford	T. Spd	Hour	Elapsed
1 Audi Sport Team Joest Timo Bernhard Romain Dumas			Mike Rockenfeller Audi R18 TDI LM P1									
1	3	3:57.871	53.691	1:26.471	1:37.709	3.291		17.403	6.241	320.5	22:03	3:57.871
2	3	3:27.949	32.854	1:20.831	1:34.264	3.297	3.795	15.974	5.930	328.3	22:07	7:25.820
3	3	3:30.283	32.793	1:21.024	1:36.466	3.274	3.775	17.164	6.215	302.5	22:10	10:56.103
4	3	3:40.498 B	32.638	1:22.081	1:45.779		3.777	17.184		329.3	22:14	14:36.601
5	3	5:24.197	2:02.826	1:26.686	1:54.685	3.384		25.844	8.336	291.1	22:20	20:00.798
6	3	3:34.455	33.594	1:22.774	1:38.087	3.257	3.829	17.253	6.217	326.3	22:23	23:35.253
7	3	3:28.592	32.836	1:20.860	1:34.896	3.386	3.774	16.472	5.816	328.3	22:27	27:03.845
8	1	11:24.524	34.797	1:24.338	9:25.389	3.449	3.825	18.592	6.299	283.5	22:38	38:28.369
9	1	3:35.637	33.388	1:22.550	1:39.699	3.410	3.837	18.862	6.443	327.3	22:42	42:04.006
10	1	3:41.218 B	33.833	1:22.796	1:44.589		3.829	16.986		325.3	22:45	45:45.224
11	2	4:46.640	1:41.374	1:23.195	1:42.071	3.392		18.454	7.026	325.3	22:50	50:31.864
2 Audi Sport Team Joest Marcel Fassler André Lotterer			Benoit Treluyer Audi R18 TDI LM P1									
1	2	3:53.686	47.975	1:24.466	1:41.245	3.411		17.316	6.558	307.7	22:03	3:53.686
2	2	3:30.463	33.404	1:21.720	1:35.339	3.238	3.837	16.263	5.825	324.3	22:07	7:24.149
3	2	3:40.824 B	32.885	1:20.947	1:46.992		3.774	17.852		325.3	22:11	11:04.973
4	2	4:36.118	1:36.855	1:22.365	1:36.898	3.256		16.440	6.414	316.7	22:15	15:41.091
5	2	3:31.853	32.795	1:21.086	1:37.972	3.282	3.785	18.754	6.184	332.3	22:19	19:12.944
6	2	3:27.939	32.484	1:20.407	1:35.048	3.241	3.789	16.414	5.804	326.3	22:22	22:40.883
7	2	3:37.414 B	32.807	1:20.797	1:43.810		3.777	17.052		324.3	22:26	26:18.297
8	1	5:43.373	2:31.265	1:25.717	1:46.391	3.453		22.117	6.525	307.7	22:32	32:01.670
9	1	3:37.634	34.101	1:24.689	1:38.844	3.385	3.885	17.881	6.059	316.7	22:35	35:39.304
10	1	3:44.285 B	33.629	1:23.182	1:47.474		3.868	18.000		316.7	22:39	39:23.589
11	3	5:27.289	2:14.933	1:27.590	1:44.766	3.611		19.960	6.475	266.0	22:44	44:50.878
12	3	3:54.657 B	34.378	1:25.226	1:55.053		3.908	21.374		323.4	22:48	48:45.535
13	3	4:25.335	1:21.713	1:24.156	1:39.466	3.472		18.008	6.206	321.4	22:53	53:10.870
14	3	5:10.958 B	36.247	2:02.350	2:32.361		3.860	29.959		149.0	22:58	58:21.828
15	3	9:13.945	5:52.954	1:32.470	1:48.521	3.598		21.519	7.403	252.3	23:07	1:07:35.773
16	3	3:43.774	36.208	1:25.085	1:42.481	3.531	3.897	19.269	6.603	320.5	23:11	1:11:19.547
17	3	3:37.107	34.003	1:21.819	1:41.285	3.399	3.870	18.984	6.190	323.4	23:14	1:14:56.654
18	3	3:34.681	34.372	1:22.053	1:38.256	3.383	3.827	18.373	6.159	321.4	23:18	1:18:31.335
19	3	3:33.920	32.850	1:21.236	1:39.834	3.502	3.817	17.114	6.842	323.4	23:22	1:22:05.255
20	3	3:35.070	34.964	1:21.738	1:38.368	3.391	3.852	16.963	7.136	314.9	23:25	1:25:40.325
21	3	3:34.917	33.672	1:23.042	1:38.203	3.340	3.816	18.102	6.120	322.4	23:29	1:29:15.242
22	3	3:40.600 B	33.391	1:22.199	1:45.010		3.791	17.251		316.7	23:32	1:32:55.842
23	1	4:42.498	1:33.819	1:25.044	1:43.635	3.443		20.268	6.258	314.0	23:37	1:37:38.340
24	1	3:36.409	34.469	1:23.085	1:38.855	3.420	3.856	17.571	6.345	320.5	23:41	1:41:14.749
25	1	3:34.805	33.742	1:23.361	1:37.702	3.386	3.844	17.210	5.987	321.4	23:44	1:44:49.554
26	1	3:57.570	33.598	1:23.762	2:00.210	3.613	3.826	26.488	6.492	323.4	23:48	1:48:47.124
27	1	3:44.294	34.612	1:25.214	1:44.468	3.470	3.884	20.854	6.526	314.9	23:52	1:52:31.418
28	1	3:39.419	35.026	1:24.069	1:40.324	3.392	3.841	18.576	6.414	326.3	23:56	1:56:10.837
29	1	3:51.350 B	34.667	1:25.437	1:51.246		3.834	18.191		313.0	00:00	2:00:02.187
3 Audi Sport North America Rinaldo Capello Tom Kristensen			Allan McNish Audi R18 TDI LM P1									
1	3	3:50.131	45.643	1:25.061	1:39.427	3.325		17.365	6.262	317.6	22:03	3:50.131
2	3	3:29.078	33.100	1:21.170	1:34.808	3.335	3.792	16.148	5.951	318.6	22:07	7:19.209
3	3	3:28.301	33.265	1:21.016	1:34.020	3.310	3.784	16.019	5.741	321.4	22:10	10:47.510
4	3	3:43.290 B	35.398	1:22.473	1:45.419		3.765	17.735		323.4	22:14	14:30.800
5	2	5:15.561	1:58.174	1:27.405	1:49.982	3.436		23.591	7.551	292.7	22:19	19:46.361
6	2	3:37.689	34.630	1:23.858	1:39.201	3.379	3.841	17.293	6.126	323.4	22:23	23:24.050
7	2	3:30.303	33.045	1:21.063	1:36.195	3.506	3.807	16.468	6.115	324.3	22:26	26:54.353
8	2	3:43.054 B	33.510	1:22.333	1:47.211		3.851	17.214		321.4	22:30	30:37.407



24 HEURES DU MANS 2011



24 HEURES DU MANS

ILMC

Qualifying 1

Sector Analysis

■ Personal Best ■ Session Best B Crossing the finish line in pit lane

Lap	D	Time	Sector 1	Sector 2	Sector 3	T6	T7	Porsche	Ford	T. Spd	Hour	Elapsed
9	1	4:57.596	1:52.149	1:24.890	1:40.557	3.440		18.359	6.597	297.5	22:35	35:35.003
10	1	3:36.197	33.817	1:22.648	1:39.732	3.407	3.838	18.756	6.252	322.4	22:39	39:11.200
11	1	3:36.710	33.786	1:22.390	1:40.534	3.407	3.838	18.865	6.460	321.4	22:42	42:47.910
12	1	3:33.096	33.492	1:21.870	1:37.734	3.382	3.837	17.481	6.279	319.5	22:46	46:21.006
13	1	3:37.656	33.339	1:22.800	1:41.517	3.388	3.826	17.803	6.467	325.3	22:49	49:58.662
14	1	3:36.926	34.835	1:23.315	1:38.776	3.362	3.807	17.469	6.278	322.4	22:53	53:35.588
15	1	4:48.949B	35.673	1:40.899	2:32.377		3.804	30.038		270.0	22:58	58:24.537
16	1	11:05.595	7:56.309	1:25.895	1:43.391	3.461		20.421	7.469	274.1	23:09	1:09:30.132
17	1	3:39.131	34.001	1:22.408	1:42.722	3.371	3.852	19.032	6.503	319.5	23:13	1:13:09.263
18	1	3:37.863	36.642	1:22.892	1:38.329	3.415	3.823	17.506	6.400	320.5	23:16	1:16:47.126
19	1	3:47.337B	34.624	1:24.376	1:48.337		3.853	17.855		299.2	23:20	1:20:34.463
20	1	4:57.106	1:49.786	1:23.171	1:44.149	3.375		22.140	6.191	300.8	23:25	1:25:31.569
21	1	3:37.739	34.016	1:23.189	1:40.534	3.462	3.832	17.783	7.016	320.5	23:29	1:29:09.308
22	1	3:33.971	34.175	1:22.330	1:37.466	3.341	3.873	17.370	6.082	314.0	23:32	1:32:43.279
23	1	3:43.076B	33.938	1:22.507	1:46.631		3.809	17.762		323.4	23:36	1:36:26.355
24	2	5:04.015	1:59.158	1:24.880	1:39.977	3.475		18.280	6.379	312.1	23:41	1:41:30.370
25	2	3:37.651	33.772	1:22.327	1:41.552	3.472	3.858	18.414	6.702	320.5	23:45	1:45:08.021
26	2	4:07.354B	33.261	1:25.151	2:08.942		3.854	25.022		319.5	23:49	1:49:15.375
27	2	6:36.930	3:31.341	1:23.832	1:41.757	3.419		19.213	6.262	324.3	23:55	1:55:52.305
28	2	3:39.694	33.440	1:23.677	1:42.577	3.513	3.823	20.462	6.488	318.6	23:59	1:59:31.999

5

Hope Racing

Steve Zacchia
Jan Lammers

Casper Elgaard

Oreca Swiss Hy Tech-Hybrid

LM P1

1	1	5:11.507	1:18.056	1:35.499	2:17.952	3.831		25.146	6.628	225.5	22:05	5:11.507
2	1	3:53.457	37.374	1:29.490	1:46.593	3.727	4.256	20.373	6.259	295.1	22:09	9:04.964
3	1	3:51.772	37.359	1:28.147	1:46.266	3.849	4.186	20.628	6.256	297.5	22:12	12:56.736
4	1	3:47.934	36.191	1:27.453	1:44.290	3.646	4.214	18.911	6.024	300.8	22:16	16:44.670
5	1	3:58.286B	35.801	1:29.713	1:52.772		4.140	18.854		293.5	22:20	20:42.956
6	1	13:14.322	9:51.196	1:37.151	1:45.975	3.728		19.241	6.241	264.1	22:33	33:57.278
7	1	3:57.079	38.383	1:33.153	1:45.543	3.784	4.183	18.625	6.781	260.2	22:37	37:54.357
8	1	3:49.095	36.398	1:28.491	1:44.206	3.600	4.184	19.148	6.114	295.1	22:41	41:43.452
9	1	3:47.691	35.313	1:29.237	1:43.141	3.657	4.131	18.586	5.898	297.5	22:45	45:31.143
10	1	3:48.909	35.203	1:27.640	1:46.066	3.701	4.159	20.006	6.467	295.9	22:49	49:20.052
11	2	15:31.458	37.206	1:29.976	...	3.818	4.158	21.550	7.124	289.5	23:04	1:04:51.510
12	2	3:58.514	37.207	1:32.192	1:49.115	3.803	4.225	20.160	6.787	291.1	23:08	1:08:50.024
13	3	12:31.835	37.343	1:31.690	...	3.776	4.228	21.024	6.933	292.7	23:21	1:21:21.859
14	3	4:37.781B	38.139	1:43.692	2:15.950		4.208	22.130		207.3	23:25	1:25:59.640
15	3	12:21.712	8:59.100	1:32.796	1:49.816	3.808		20.391	7.069	290.3	23:38	1:38:21.352
16	3	4:15.395B	38.680	1:33.230	2:03.485		4.222	21.416		285.0	23:42	1:42:36.747
17	3	6:49.815B	2:55.111	1:35.353	2:19.351			25.002		286.5	23:49	1:49:26.562

007

Aston Martin Racing

Christian Klein
Stephane Mucke

Darren Turner

Aston Martin AMR-One

LM P1

1	1	16:28.507	...	1:35.038	1:48.777	3.595		19.900	6.720	279.1	22:16	16:28.507
2	1	4:56.254B	35.814	1:55.923	2:24.517		4.140	25.786		198.2	22:21	21:24.761
3	1	14:52.344	...	1:35.590	1:50.979	3.815		20.952	7.050	226.9	22:36	36:17.105
4	1	3:56.847	37.091	1:31.709	1:48.047	3.682	4.181	19.957	6.699	289.5	22:40	40:13.952
5	1	4:08.833B	37.044	1:31.564	2:00.225		4.147	20.791		288.0	22:44	44:22.785
6	3	22:23.788	...	1:39.011	1:48.193	3.619		19.657	6.626	283.5	23:06	1:06:46.573
7	3	4:15.023B	36.196	1:29.874	2:08.953		4.150	21.297		287.2	23:11	1:11:01.596

7

Peugeot Sport Total

Marc Gene
Alex Wurz

Anthony Davidson

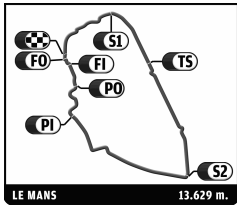
Peugeot 908

LM P1

1	2	4:20.030	1:04.384	1:31.342	1:44.304	3.248		19.991	6.173	245.5	22:04	4:20.030
2	2	3:31.309	33.446	1:21.765	1:36.098	3.167	3.765	17.813	5.832	325.3	22:07	7:51.339
3	2	3:30.354	32.575	1:20.578	1:37.201	3.222	3.735	18.818	5.850	329.3	22:11	11:21.693



24 HEURES DU MANS 2011



24 HEURES DU MANS

ILMC
Qualifying 1

Sector Analysis

■ Personal Best ■ Session Best B Crossing the finish line in pit lane

Lap	D	Time	Sector 1	Sector 2	Sector 3	T6	T7	Porsche	Ford	T. Spd	Hour	Elapsed
4	2	3:28.796	33.099	1:20.562	1:35.135	3.236	3.737	17.030	5.687	322.4	22:14	14:50.489
5	2	3:50.999B	33.240	1:20.395	1:57.364		3.754	23.920		323.4	22:18	18:41.488
6	2	4:41.299	1:38.870	1:23.738	1:38.691	3.256		18.242	6.105	317.6	22:23	23:22.787
7	2	3:30.854	32.660	1:21.183	1:37.011	3.312	3.759	17.135	5.944	335.4	22:26	26:53.641
8	2	3:34.178	33.465	1:21.383	1:39.330	3.252	3.793	17.951	6.908	327.3	22:30	30:27.819
9	2	3:36.074	34.077	1:21.023	1:40.974	3.232	3.765	19.132	6.043	322.4	22:34	34:03.893
10	2	3:45.174B	33.693	1:21.597	1:49.884		3.756	18.445		337.5	22:37	37:49.067
11	1	5:17.033	2:07.995	1:24.792	1:44.246	3.434		22.230	6.722	318.6	22:43	43:06.100
12	1	3:38.512	34.008	1:23.863	1:40.641	3.464	3.814	19.725	6.393	320.5	22:46	46:44.612
13	1	3:37.615	35.949	1:21.658	1:40.008	3.461	3.805	18.205	6.658	330.3	22:50	50:22.227
14	1	3:53.926B	33.276	1:20.714	1:59.936		3.803	21.000		322.4	22:54	54:16.153
15	1	13:32.436	...	1:22.399	1:44.802	3.540		21.199	6.824	335.4	23:07	1:07:48.589
16	1	3:33.267	33.797	1:22.050	1:37.420	3.462	3.831	17.980	6.173	321.4	23:11	1:11:21.856
17	1	3:39.315	35.756	1:21.410	1:42.149	3.497	3.810	20.776	7.035	325.3	23:15	1:15:01.171
18	1	3:31.581	33.361	1:20.475	1:37.745	3.403	3.815	18.455	6.202	339.6	23:18	1:18:32.752
19	1	3:46.301B	33.425	1:24.034	1:48.842		3.787	19.200		238.4	23:22	1:22:19.053
20	1	6:18.892	3:16.376	1:21.145	1:41.371	3.445		18.782	6.892	332.3	23:28	1:28:37.945
21	1	3:32.603	33.030	1:20.369	1:39.204	3.432	3.786	20.005	6.159	334.4	23:32	1:32:10.548
22	1	3:35.281	33.300	1:24.209	1:37.772	3.393	3.779	17.521	6.148	286.5	23:35	1:35:45.829
23	1	3:41.958B	33.461	1:21.249	1:47.248		3.761	18.348		327.3	23:39	1:39:27.787
24	1	8:57.494	5:42.826	1:23.070	1:51.598	3.437		22.818	6.529	336.4	23:48	1:48:25.281
25	1	3:32.249	33.035	1:20.013	1:39.201	3.337	3.782	19.890	6.725	330.3	23:51	1:51:57.530
26	1	3:32.290	33.470	1:19.878	1:38.942	3.384	3.750	19.761	6.342	325.3	23:55	1:55:29.820
27	1	3:40.696	34.271	1:21.069	1:45.356	3.379	3.766	21.659	6.975	328.3	23:59	1:59:10.516

8 Peugeot Sport Total Peugeot 908
 Franck Montagny Nicolas Minassian LM P1
 Stephane Sarrazin

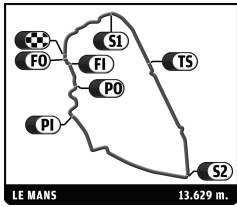
1	3	4:26.838	1:12.865	1:31.242	1:42.731	3.475		18.709	6.527	271.4	22:04	4:26.838
2	3	3:39.797	35.380	1:22.957	1:41.460	3.416	3.839	18.310	7.154	326.3	22:08	8:06.635
3	3	3:34.842	33.920	1:21.871	1:39.051	3.427	3.791	18.763	6.563	327.3	22:11	11:41.477
4	3	3:46.383B	33.968	1:23.518	1:48.897		3.792	17.814		335.4	22:15	15:27.860
5	1	4:39.081	1:37.647	1:23.942	1:37.492	3.321		18.139	6.036	333.3	22:20	20:06.941
6	1	3:31.378	33.318	1:21.300	1:36.760	3.299	3.775	16.425	5.837	334.4	22:23	23:38.319
7	1	3:43.605B	36.287	1:23.964	1:43.354	3.778		16.784		305.9	22:27	27:21.924
8	1	15:12.468	...	1:25.500	1:37.351	3.296		18.006	6.031	314.9	22:42	42:34.392
9	1	3:33.050	33.222	1:20.935	1:38.893	3.442	3.765	18.252	6.860	335.4	22:46	46:07.442
10	1	3:39.578B	33.152	1:20.370	1:46.056		3.823	18.049		332.3	22:49	49:47.020
11	2	14:53.675	...	1:24.680	1:38.732	3.407		16.981	6.293	320.5	23:04	1:04:40.695
12	2	3:29.578	33.033	1:20.568	1:35.977	3.271	3.793	17.524	5.996	326.3	23:08	1:08:10.273
13	2	3:34.586	32.929	1:21.194	1:40.463	3.329	3.744	18.560	6.365	335.4	23:11	1:11:44.859
14	2	9:13.087	34.066	1:21.331	7:17.690	3.326	3.742	19.512	6.362	325.3	23:20	1:20:57.946
15	2	3:35.219	34.231	1:20.545	1:40.443	3.242	3.752	20.966	6.191	318.6	23:24	1:24:33.165
16	2	3:27.033	32.614	1:19.793	1:34.626	3.241	3.734	17.421	5.572	327.3	23:28	1:28:00.198
17	2	3:43.285B	35.197	1:22.061	1:46.027		3.716	17.068		327.3	23:31	1:31:43.483
18	2	13:01.605	9:47.700	1:25.205	1:48.700	3.388		21.167	6.849	310.3	23:44	1:44:45.088
19	2	3:55.363	33.579	1:24.296	1:57.488	3.441	3.772	25.716	7.829	321.4	23:48	1:48:40.451
20	2	3:37.652	34.234	1:20.390	1:43.028	3.310	3.784	20.737	6.390	320.5	23:52	1:52:18.103
21	2	3:32.275	32.524	1:21.890	1:37.861	3.302	3.729	18.488	6.269	337.5	23:55	1:55:50.378
22	2	3:38.424	33.847	1:19.672	1:44.905	3.745	3.735	22.413	7.731	334.4	23:59	1:59:28.802

009 Aston Martin Racing Aston Martin AMR-One
 Adrian Fernandez Harold Primat LM P1
 Andy Meyrick

1	3	5:44.567	2:13.907	1:36.305	1:54.355	3.730		21.529	7.101	277.6	22:05	5:44.567
2	3	3:58.875	37.635	1:33.040	1:48.200	3.601	4.239	19.321	6.556	282.0	22:09	9:43.442
3	3	4:07.282B	36.395	1:32.157	1:58.730		4.186	19.118		281.2	22:13	13:50.724
4	1	20:39.371B	9:20.978	8:52.677	2:25.716			23.628		170.6	22:34	34:30.095
5	1	21:16.328B	...	1:39.857	2:26.264			28.239		244.9	22:55	55:46.423



24 HEURES DU MANS 2011



24 HEURES DU MANS

ILMC Qualifying 1

Sector Analysis

■ Personal Best ■ Session Best B Crossing the finish line in pit lane

Lap	D	Time	Sector 1	Sector 2	Sector 3	T6	T7	Porsche	Ford	T. Spd	Hour	Elapsed
6	1	12:03.996	8:29.447	1:37.772	1:56.777	3.731		21.827	7.510	256.5	23:07	1:07:50.419
7	1	4:03.671	37.417	1:34.187	1:52.067	3.587	4.229	20.283	6.979	281.2	23:11	1:11:54.090
8	1	4:01.562	36.609	1:32.597	1:52.356	3.712	4.175	20.879	7.806	284.2	23:15	1:15:55.652
9	1	4:13.242B	39.133	1:34.053	2:00.056		4.205	20.084		282.7	23:20	1:20:08.894
10	2	9:53.028	6:26.213	1:34.678	1:52.137	3.777		20.969	6.550	249.4	23:30	1:30:01.922
11	2	3:56.697	37.738	1:31.644	1:47.255	3.578	4.268	19.167	6.101	278.4	23:33	1:33:58.559
12	2	4:04.967B	36.369	1:31.010	1:57.588		4.195	19.338		278.4	23:38	1:38:03.526

9

Team Peugeot Total
Pedro Lamy Simon Pagenaud
Sebastien Bourdais

Peugeot 908
LM P1

1	2	5:11.842	1:53.046	1:31.272	1:47.524	3.597		20.158	6.656	280.5	22:05	5:11.842
2	2	3:37.702	35.217	1:22.119	1:40.366	3.363	4.135	19.990	6.148	331.3	22:08	8:49.544
3	2	3:30.791	33.085	1:20.745	1:36.961	3.319	3.798	17.335	6.054	324.3	22:12	12:20.335
4	2	3:29.466	32.803	1:20.203	1:36.460	3.346	3.774	17.869	6.086	335.4	22:15	15:49.801
5	2	3:44.994B	33.542	1:20.512	1:50.940		3.794	20.440		324.3	22:19	19:34.795
6	2	5:51.263	2:36.434	1:21.135	1:53.694	3.313		18.100	6.580	328.3	22:25	25:26.058
7	2	3:35.607	34.721	1:22.861	1:38.025	3.306	3.775	18.338	6.115	324.3	22:29	29:01.665
8	2	3:30.927	33.034	1:22.459	1:35.434	3.289	3.779	16.986	5.972	324.3	22:32	32:32.592
9	2	3:35.369	32.764	1:23.833	1:38.772	3.626	3.758	17.741	6.993	324.3	22:36	36:07.961
10	2	3:37.230B	33.322	1:20.375	1:43.533		3.853	16.919		332.3	22:39	39:45.191
11	1	6:26.178	3:18.002	1:26.149	1:42.027	3.503		18.747	6.426	328.3	22:46	46:11.369
12	1	3:37.275	34.371	1:21.739	1:41.165	3.383	3.833	18.348	6.735	329.3	22:49	49:48.644
13	1	3:39.504	35.451	1:24.172	1:39.881	3.482	3.798	18.116	6.299	329.3	22:53	53:28.148
14	1	4:54.877B	35.459	1:47.528	2:31.890		3.824	30.071		279.8	22:58	58:23.025
15	1	11:04.197	7:51.335	1:30.211	1:42.651	3.477		19.987	6.385	326.3	23:09	1:09:27.222
16	1	3:34.297	34.491	1:21.706	1:38.100	3.309	3.829	17.727	6.057	328.3	23:13	1:13:01.519
17	1	3:30.854	33.732	1:20.858	1:36.264	3.323	3.777	17.207	5.916	322.4	23:16	1:16:32.373
18	1	3:43.051B	33.751	1:21.165	1:48.135		3.761	18.791		330.3	23:20	1:20:15.424
19	1	4:47.401	1:42.048	1:22.543	1:42.810	3.304		21.589	6.350	327.3	23:25	1:25:02.825
20	1	3:32.093	33.422	1:20.996	1:37.675	3.276	3.761	18.683	6.075	331.3	23:28	1:28:34.918
21	1	3:32.409	33.238	1:21.078	1:38.093	3.322	3.770	18.359	5.930	330.3	23:32	1:32:07.327
22	1	3:35.172	34.200	1:22.677	1:38.295	3.279	3.777	17.508	6.075	328.3	23:35	1:35:42.499
23	1	3:34.014	33.641	1:20.826	1:39.547	3.396	3.756	19.535	6.650	329.3	23:39	1:39:16.513
24	1	3:51.545B	37.067	1:23.726	1:50.752		3.779	19.700		291.9	23:43	1:43:08.058
25	3	5:51.111	2:23.341	1:25.417	2:02.353	3.433		27.520	6.612	293.5	23:48	1:48:59.169
26	3	3:40.513	36.034	1:22.545	1:41.934	3.312	3.820	20.804	6.123	325.3	23:52	1:52:39.682
27	3	3:33.493	33.450	1:21.114	1:38.929	3.388	3.753	18.430	6.101	328.3	23:56	1:56:13.175
28	3	3:47.467B	33.184	1:20.568	1:53.715		3.776	17.521		327.3	00:00	2:00:00.642

10

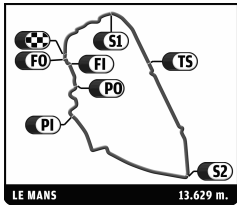
Team Oreca Matmut
Nicolas Lapierre Olivier Panis
Loic Duval

Peugeot 908 HDI-FAP
LM P1

1	1	4:15.989	1:06.850	1:28.044	1:41.095	3.433		17.840	6.238	308.6	22:04	4:15.989
2	1	3:40.393	36.174	1:24.327	1:39.892	3.338	3.904	18.941	6.081	315.8	22:07	7:56.382
3	1	3:35.256	33.720	1:24.572	1:36.964	3.288	3.858	16.948	5.900	318.6	22:11	11:31.638
4	1	3:39.104	33.725	1:23.812	1:41.567	3.397	3.823	20.284	7.172	317.6	22:15	15:10.742
5	1	3:45.517	33.947	1:23.434	1:48.136	3.363	3.865	26.855	6.222	315.8	22:18	18:56.259
6	1	3:47.406B	34.133	1:24.067	1:49.206		3.849	18.699		316.7	22:22	22:43.665
7	2	7:41.874	4:35.075	1:26.161	1:40.638	3.439		17.737	6.435	312.1	22:30	30:25.539
8	2	3:39.148	35.240	1:24.220	1:39.688	3.374	3.893	17.623	6.225	315.8	22:34	34:04.687
9	2	3:34.049	33.489	1:22.650	1:37.910	3.382	3.870	17.860	5.908	318.6	22:37	37:38.736
10	2	3:33.730	33.484	1:23.583	1:36.663	3.373	3.864	16.699	5.804	316.7	22:41	41:12.466
11	2	3:32.575	33.368	1:22.786	1:36.421	3.367	3.853	16.596	5.829	314.9	22:44	44:45.041
12	2	3:55.875B	35.544	1:26.365	1:53.966		3.849	19.648		314.0	22:48	48:40.916
13	2	8:09.698B	4:16.416	1:36.566	2:16.716			25.653		311.2	22:56	56:50.614
14	2	8:50.823	4:55.020	1:24.177	2:31.626	3.411		23.489	6.092	316.7	23:05	1:05:41.437
15	2	4:01.484	35.585	1:33.655	1:52.244	3.346	3.864	19.825	6.245	282.0	23:09	1:09:42.921
16	2	3:35.251	33.752	1:23.963	1:37.536	3.315	3.853	16.868	5.831	314.9	23:13	1:13:18.172



24 HEURES DU MANS 2011



24 HEURES DU MANS

ILMC
Qualifying 1

Sector Analysis

Lap	D	Time	Sector 1	Sector 2	Sector 3	T6	T7	Porsche	Ford	T. Spd	Hour	Elapsed
17	2	3:30.084	32.678	1:22.170	1:35.236	3.294	3.834	16.246	5.689	314.0	23:16	1:16:48.256
18	2	3:44.007B	33.825	1:23.103	1:47.079		3.822	18.297		311.2	23:20	1:20:32.263
19	3	5:24.878	2:12.801	1:27.417	1:44.660	3.397		20.361	6.460	295.9	23:25	1:25:57.141
20	3	3:49.136	38.384	1:28.768	1:41.984	3.473	3.894	19.407	6.221	280.5	23:29	1:29:46.277
21	3	4:00.213B	33.968	1:24.229	2:02.016		3.895	22.641		302.5	23:33	1:33:46.490
22	3	5:22.590	2:10.040	1:25.992	1:46.558	3.420		23.053	6.290	308.6	23:39	1:39:09.080
23	3	3:40.547	35.040	1:25.446	1:40.061	3.355	3.875	18.428	6.291	300.8	23:42	1:42:49.627
24	3	3:37.621	33.708	1:23.263	1:40.650	3.446	3.849	18.325	6.021	314.0	23:46	1:46:27.248
25	3	3:52.280	33.709	1:23.570	1:55.001	3.446	3.869	28.045	6.991	314.9	23:50	1:50:19.528

Personal Best Session Best B Crossing the finish line in pit lane

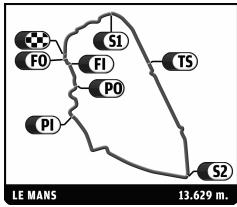
12		Rebellion Racing		Neel Jani		Jeroen Bleekemolen		Nicolas Prost		Lola B 10/60 Coupe-Toyota			LM P1
1	3	14:40.108	...	1:29.284	1:45.914	3.586		21.040	6.496	308.6	22:14	14:40.108	
2	3	3:50.451	36.818	1:25.924	1:47.709	3.647	3.989	23.330	6.683	311.2	22:18	18:30.559	
3	3	3:44.041	35.644	1:25.417	1:42.980	3.543	4.016	19.156	6.683	314.0	22:22	22:14.600	
4	3	3:56.104B	35.281	1:25.166	1:55.657		3.974	19.860		316.7	22:26	26:10.704	
5	1	6:14.876	3:03.303	1:26.574	1:44.999	3.596		19.553	6.553	312.1	22:32	32:25.580	
6	1	3:43.821	34.785	1:26.123	1:42.913	3.645	3.976	18.711	6.480	314.9	22:36	36:09.401	
7	1	3:41.636	35.062	1:25.372	1:41.202	3.486	3.969	18.183	6.318	314.0	22:39	39:51.037	
8	1	3:37.404	34.198	1:23.980	1:39.226	3.585	3.932	17.506	5.959	313.0	22:43	43:28.441	
9	1	3:50.848B	34.326	1:23.982	1:52.540		3.981	18.617		314.9	22:47	47:19.289	
10	2	24:01.552	...	1:30.414	1:49.815	3.701		20.870	7.332	306.8	23:11	1:11:20.841	
11	2	3:49.148	36.419	1:27.462	1:45.267	3.613	4.013	19.710	6.731	311.2	23:15	1:15:09.989	
12	2	3:54.643	39.581	1:29.008	1:46.054	3.788	3.965	19.790	7.282	311.2	23:19	1:19:04.632	
13	2	3:49.114	35.641	1:27.486	1:45.987	3.616	4.019	19.691	7.384	310.3	23:22	1:22:53.746	
14	2	3:47.585	35.209	1:27.930	1:44.446	3.622	3.968	18.934	6.766	314.0	23:26	1:26:41.331	
15	2	3:47.920	37.598	1:26.322	1:44.000	3.603	3.962	19.133	6.529	311.2	23:30	1:30:29.251	
16	3	13:53.705	35.162	1:25.467	...	3.571	3.964	20.467	6.921	312.1	23:44	1:44:22.956	
17	3	4:07.566	36.948	1:30.374	2:00.244	3.664	3.968	24.450	7.230	312.1	23:48	1:48:30.522	
18	3	3:50.615	36.553	1:26.761	1:47.301	3.508	3.992	22.053	6.662	310.3	23:52	1:52:21.137	
19	3	3:47.146	35.697	1:26.470	1:44.979	3.531	3.957	20.312	6.508	310.3	23:56	1:56:08.283	
20	3	4:03.947B	36.564	1:27.671	1:59.712		3.960	21.759		308.6	00:00	2:00:12.230	

13		Rebellion Racing		Andrea Belicchi		Guy Smith		J.Christophe Boullion		Lola B 10/60 Coupe-Toyota			LM P1
1	2	12:12.755	8:55.099	1:31.216	1:46.440	3.433		20.747	6.651	292.7	22:12	12:12.755	
2	2	3:41.038	34.796	1:25.233	1:41.009	3.396	3.946	18.371	6.344	310.3	22:15	15:53.793	
3	2	3:48.870	35.326	1:26.356	1:47.188	3.602	3.909	22.796	6.772	308.6	22:19	19:42.663	
4	2	4:00.668B	36.298	1:28.954	1:55.416		3.981	21.021		297.5	22:23	23:43.331	
5	1	7:06.259	3:41.917	1:26.975	1:57.367	3.412		19.611	6.885	312.1	22:30	30:49.590	
6	1	3:38.363	33.872	1:24.213	1:40.278	3.413	3.945	18.592	6.177	311.2	22:34	34:27.953	
7	1	3:38.351	33.885	1:25.142	1:39.324	3.518	3.945	18.105	5.983	312.1	22:38	38:06.304	
8	1	3:52.724B	33.880	1:24.103	1:54.741		3.984	21.990		314.9	22:41	41:59.028	
9	3	6:48.881	3:34.952	1:28.490	1:45.439	3.691		19.830	6.380	307.7	22:48	48:47.909	
10	3	3:41.513	35.005	1:25.494	1:41.014	3.700	4.051	18.447	6.227	308.6	22:52	52:29.422	
11	3	4:25.829B	34.648	1:36.945	2:14.236		4.026	24.816		310.3	22:56	56:55.251	
12	3	15:36.566	...	1:30.088	1:42.399	3.552		18.964	6.017	306.8	23:12	1:12:31.817	
13	3	3:44.132	35.054	1:26.191	1:42.887	3.465	3.978	19.558	6.212	309.5	23:16	1:16:15.949	
14	3	3:57.188B	35.901	1:25.800	1:55.487		3.949	21.568		309.5	23:20	1:20:13.137	

15		Oak Racing		Tiago Monteiro		Pierre Ragues		Guillaume Moreau		Oak Pescarolo-Judd			LM P1
1	1	9:01.792B	5:33.109	1:33.413	1:55.270			20.513		209.7	22:09	9:01.792	
2	1	6:18.883	3:08.201	1:27.103	1:43.579	3.478		18.533	6.606	307.7	22:15	15:20.675	
3	1	3:47.063	34.690	1:26.593	1:45.780	3.492	4.013	22.626	6.253	310.3	22:19	19:07.738	
4	1	3:40.085	34.715	1:25.542	1:39.828	3.488	4.031	17.633	6.178	305.9	22:22	22:47.823	



24 HEURES DU MANS 2011



24 HEURES DU MANS

ILMC

Qualifying 1

Sector Analysis

Lap	D	Time	Sector 1	Sector 2	Sector 3	T6	T7	Porsche	Ford	T. Spd	Hour	Elapsed
5	1	3:39.672	34.629	1:25.015	1:40.028	3.509	4.013	17.710	6.026	307.7	22:26	26:27.495
6	1	3:41.763	34.322	1:25.211	1:42.230	3.535	4.020	19.271	6.005	309.5	22:30	30:09.258
7	1	3:42.085	34.447	1:25.841	1:41.797	3.503	4.019	18.066	6.425	308.6	22:33	33:51.343
8	1	40:39.501	36.011	1:26.229	...	3.513	4.007	18.627	6.631	306.8	23:14	1:14:30.844
9	1	3:51.033	35.776	1:33.283	1:41.974	3.518	4.020	18.130	6.407	312.1	23:18	1:18:21.877
10	1	3:56.388 B	34.945	1:24.747	1:56.696	...	4.019	18.171	...	314.0	23:22	1:22:18.265
11	2	5:56.935	2:45.818	1:27.351	1:43.766	3.524	...	19.159	6.509	300.8	23:28	1:28:15.200
12	2	3:42.438	35.130	1:26.023	1:41.285	3.520	4.012	17.981	6.051	313.0	23:31	1:31:57.638
13	2	3:43.695	34.249	1:27.493	1:41.953	3.540	4.018	18.152	6.808	313.0	23:35	1:35:41.333
14	2	3:40.996	34.474	1:25.199	1:41.323	3.880	4.027	18.051	6.652	313.0	23:39	1:39:22.329
15	2	3:54.656 B	35.936	1:26.214	1:52.506	...	4.170	20.353	...	312.1	23:43	1:43:16.985
16	3	6:29.048	3:08.615	1:29.386	1:51.047	3.548	...	22.750	6.776	311.2	23:49	1:49:46.033
17	3	3:50.750	37.387	1:28.173	1:45.190	3.568	4.029	20.276	6.391	313.0	23:53	1:53:36.783
18	3	3:49.608	35.538	1:26.798	1:47.272	3.525	4.028	22.696	6.427	313.0	23:57	1:57:26.391

Personal Best Session Best B Crossing the finish line in pit lane

16 **Pescarolo Team** Emmanuel Collard Christophe Tinseau **Julien Jousse** **Pescarolo Judd LM P1**

1	3	4:09.453	1:03.510	1:26.771	1:39.172	3.377	...	17.719	6.126	315.8	22:04	4:09.453
2	3	3:35.987	34.081	1:23.219	1:38.687	3.365	3.910	18.162	6.038	320.5	22:07	7:45.440
3	3	3:35.456	33.545	1:22.864	1:39.047	3.522	3.893	18.209	6.399	321.4	22:11	11:20.896
4	3	3:38.571	33.524	1:25.068	1:39.979	3.405	3.942	18.345	6.094	321.4	22:14	14:59.467
5	3	3:46.661 B	33.458	1:22.774	1:50.429	...	3.902	18.448	...	323.4	22:18	18:46.128
6	1	8:35.792	5:30.315	1:25.472	1:40.005	3.439	...	17.899	6.243	319.5	22:27	27:21.920
7	1	3:36.972	33.976	1:24.078	1:38.918	3.550	3.925	17.393	6.287	322.4	22:30	30:58.892
8	1	3:37.897	34.059	1:22.894	1:40.944	3.486	3.952	18.987	6.304	320.5	22:34	34:36.789
9	1	3:54.865 B	36.237	1:24.963	1:53.665	...	3.923	18.814	...	323.4	22:38	38:31.654
10	1	7:27.978	4:23.900	1:24.428	1:39.650	3.560	...	17.876	6.286	320.5	22:45	45:59.632
11	1	3:40.764	34.401	1:23.656	1:42.707	3.511	3.968	19.237	7.310	321.4	22:49	49:40.396
12	1	3:52.416 B	35.483	1:25.035	1:51.898	...	3.944	20.786	...	320.5	22:53	53:32.812

20 **Quifel-Asm Team** Miguel Amaral Olivier Pla **Warren Hughes** **Zytek O9 SC LM P1**

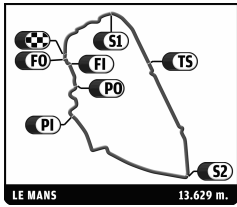
1	2	42:08.594	...	1:28.474	1:49.584	3.440	...	21.701	6.991	293.5	22:42	42:08.594
2	2	3:45.008	35.184	1:25.965	1:43.859	3.413	3.976	20.421	6.217	306.8	22:45	45:53.602
3	2	3:51.858 B	34.779	1:25.780	1:51.299	...	3.965	19.923	...	306.8	22:49	49:45.460
4	3	8:08.806 B	4:00.592	1:52.384	2:15.830	27.401	...	163.4	22:57	57:54.266
5	3	6:12.546	2:51.452	1:31.967	1:49.127	3.515	...	20.837	7.203	295.9	23:04	1:04:06.812
6	3	3:52.113	36.790	1:28.528	1:46.795	3.508	4.000	20.133	6.812	307.7	23:07	1:07:58.925
7	3	3:51.413	36.590	1:28.046	1:46.777	3.586	3.990	19.666	7.132	305.9	23:11	1:11:50.338
8	3	3:45.367	35.561	1:26.436	1:43.370	3.458	4.014	19.443	6.336	308.6	23:15	1:15:35.705
9	3	3:59.678 B	36.063	1:27.012	1:56.603	...	3.984	22.309	...	307.7	23:19	1:19:35.383
10	1	6:04.635	2:45.603	1:29.265	1:49.767	3.585	...	20.972	7.233	305.9	23:25	1:25:40.018
11	1	3:52.552	37.061	1:28.632	1:46.859	3.667	4.037	20.230	6.703	305.9	23:29	1:29:32.570
12	1	3:52.491	37.726	1:28.647	1:46.118	3.557	4.054	20.140	6.692	305.9	23:33	1:33:25.061
13	1	3:51.772	37.997	1:28.002	1:45.773	3.676	4.014	19.754	6.809	305.9	23:37	1:37:16.833
14	2	11:52.545	36.631	1:28.365	9:47.549	3.422	4.069	22.689	6.573	302.5	23:49	1:49:09.378
15	2	3:52.111	34.259	1:27.609	1:50.243	3.398	3.968	26.379	6.489	307.7	23:53	1:53:01.489
16	2	3:41.019	34.144	1:25.792	1:41.083	3.386	3.956	18.929	6.194	305.1	23:56	1:56:42.508

22 **Kronos Racing** Vanina Ickx Maxime Martin **Bas Leinders** **Lola Aston Martin LM P1**

1	3	8:14.161	4:52.966	1:31.563	1:49.632	3.511	...	22.173	7.183	306.8	22:08	8:14.161
2	3	3:53.414	37.640	1:28.459	1:47.315	3.547	3.959	20.899	7.089	306.8	22:12	12:07.575
3	3	3:51.884	36.488	1:27.345	1:48.051	3.468	3.980	21.128	6.879	310.3	22:15	15:59.459
4	3	3:56.037	36.380	1:27.873	1:51.784	3.445	3.940	25.335	7.045	310.3	22:19	19:55.496
5	3	5:10.655 B	36.627	1:27.317	3:06.711	...	3.932	40.721	...	311.2	22:25	25:06.151



24 HEURES DU MANS 2011



24 HEURES DU MANS

ILMC
Qualifying 1

Sector Analysis

■ Personal Best ■ Session Best B Crossing the finish line in pit lane

Lap	D	Time	Sector 1	Sector 2	Sector 3	T6	T7	Porsche	Ford	T. Spd	Hour	Elapsed
6	1	1:09:43.418	...	1:30.029	1:46.768	3.561		21.257	6.806	306.8	23:34	1:34:49.569
7	1	3:46.613	35.812	1:26.655	1:44.146	3.463	3.969	19.816	6.675	307.7	23:38	1:38:36.182
8	1	3:48.426	35.701	1:26.375	1:46.350	3.458	3.942	21.820	6.705	309.5	23:42	1:42:24.608
9	1	3:44.415	35.050	1:26.601	1:42.764	3.499	3.937	19.282	6.563	306.8	23:46	1:46:09.023
10	1	4:01.163 B	35.548	1:27.015	1:58.600		3.958	23.173		310.3	23:50	1:50:10.186
11	2	6:27.023	3:02.593	1:34.085	1:50.345	3.517		22.623	7.051	310.3	23:56	1:56:37.209

24	Oak Racing											Oak Pescarolo-Judd
	Jacques Nicolet	Jean-François Yvon										LM P1
	Richard Hein											

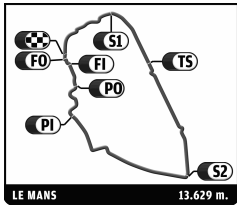
1	3	6:10.885 B	2:32.369	1:31.440	2:07.076			23.944		300.8	22:06	6:10.885
2	3	6:50.536	3:34.180	1:28.624	1:47.732	3.840		20.102	7.209	311.2	22:13	13:01.421
3	3	4:02.122 B	36.799	1:27.883	1:57.440		4.104	20.068		311.2	22:17	17:03.543
4	2	12:12.844	8:49.247	1:32.093	1:51.504	4.002		22.431	7.466	304.2	22:29	29:16.387
5	2	3:56.495	38.078	1:29.257	1:49.160	3.827	4.139	21.118	7.309	307.7	22:33	33:12.882
6	2	4:07.646 B	37.632	1:30.032	1:59.982		4.087	21.446		314.0	22:37	37:20.528
7	2	9:40.039	6:18.468	1:31.672	1:49.899	3.706		21.892	7.112	264.1	22:47	47:00.567
8	2	3:55.614	36.902	1:28.619	1:50.093	3.774	4.064	22.078	7.699	310.3	22:50	50:56.181
9	2	4:29.917 B	38.614	1:32.400	2:18.903		4.072	25.192		311.2	22:55	55:26.098
10	3	10:14.989	6:52.521	1:30.384	1:52.084	3.716		23.722	6.853	305.1	23:05	1:05:41.087
11	3	3:52.558	36.597	1:28.580	1:47.381	3.751	4.072	20.112	7.277	312.1	23:09	1:09:33.645
12	3	3:53.038	36.342	1:28.747	1:47.949	3.717	4.066	20.488	7.188	311.2	23:13	1:13:26.683
13	3	3:49.209	35.967	1:27.501	1:45.741	3.694	4.056	20.140	6.658	315.8	23:17	1:17:15.892
14	3	3:52.636	38.174	1:28.491	1:45.971	3.694	4.041	19.656	6.702	312.1	23:21	1:21:08.528
15	3	3:48.852	35.590	1:27.108	1:46.154	3.709	4.044	19.890	6.709	312.1	23:24	1:24:57.380
16	3	3:57.588 B	35.640	1:26.907	1:55.041		4.057	19.725		310.3	23:28	1:28:54.968
17	1	7:07.854	3:46.778	1:31.997	1:49.079	3.679		22.431	6.927	305.9	23:36	1:36:02.822
18	1	3:50.629	36.489	1:28.920	1:45.220	3.637	4.050	19.908	6.716	308.6	23:39	1:39:53.451
19	1	3:50.377	36.523	1:28.604	1:45.250	3.621	4.020	20.157	6.659	311.2	23:43	1:43:43.828
20	1	4:06.719 B	38.462	1:28.605	1:59.652		4.016	21.490		313.0	23:47	1:47:50.547
21	2	7:03.831	3:45.159	1:29.951	1:48.721	3.635		23.584	6.811	312.1	23:54	1:54:54.378
22	2	3:50.984	35.621	1:26.975	1:48.388	3.742	4.057	22.673	6.779	313.0	23:58	1:58:45.362

26	Signatech Nissan											Oreca 03-Nissan
	Franck Mailleux	Soheil Ayari										LM P2
	Lucas Ordoñez											

1	1	5:29.366 B	1:10.153	1:32.373	2:46.840			28.140		268.7	22:05	5:29.366
2	1	4:58.024	1:44.218	1:29.307	1:44.499	3.492		18.582	6.520	291.9	22:10	10:27.390
3	1	3:45.978	35.325	1:28.007	1:42.646	3.468	4.102	17.986	6.132	293.5	22:14	14:13.368
4	1	3:47.827	35.397	1:27.222	1:45.208	3.528	4.091	20.214	6.448	295.1	22:18	18:01.195
5	1	3:57.322 B	35.169	1:28.061	1:54.092		4.109	19.502		292.7	22:21	21:58.517
6	1	12:54.707	9:39.675	1:29.075	1:45.957	3.449		19.496	6.522	292.7	22:34	34:53.224
7	1	3:49.383	34.925	1:28.153	1:46.305	3.457	4.073	20.474	6.599	296.7	22:38	38:42.607
8	1	3:43.124	34.651	1:26.975	1:41.498	3.574	4.071	17.455	6.234	295.9	22:42	42:25.731
9	1	3:56.715 B	37.788	1:28.195	1:50.732		4.117	17.881		294.3	22:46	46:22.446
10	2	7:50.637 B	4:10.691	1:33.386	2:06.560			19.588		261.5	22:54	54:13.083
11	2	11:44.955	8:26.229	1:31.702	1:47.024	3.607		19.050	6.736	279.8	23:05	1:05:58.038
12	2	3:53.730	36.826	1:30.552	1:46.352	3.618	4.143	18.464	6.534	291.9	23:09	1:09:51.768
13	2	3:52.577	35.362	1:30.210	1:47.005	3.636	4.133	18.727	6.517	296.7	23:13	1:13:44.345
14	2	3:54.159	36.963	1:28.961	1:48.235	3.640	4.135	20.199	6.607	295.9	23:17	1:17:38.504
15	2	3:50.799	35.271	1:28.790	1:46.738	3.616	4.139	21.174	6.284	294.3	23:21	1:21:29.303
16	2	3:48.574	35.243	1:29.741	1:43.590	3.607	4.128	18.388	6.199	209.7	23:25	1:25:17.877
17	2	3:50.227	34.907	1:28.115	1:47.205	3.549	4.130	21.297	6.518	296.7	23:29	1:29:08.104
18	2	3:46.188	34.879	1:28.348	1:42.961	3.542	4.108	18.236	6.145	294.3	23:32	1:32:54.292
19	2	4:01.713 B	34.890	1:28.578	1:58.245		4.099	19.900		294.3	23:36	1:36:56.005
20	3	6:50.029	3:27.636	1:32.316	1:50.077	3.577		18.799	6.580	248.8	23:43	1:43:46.034
21	3	3:54.515	37.637	1:30.088	1:46.790	3.542	4.134	19.797	6.833	295.9	23:47	1:47:40.549
22	3	10:44.287	35.247	1:27.743	8:41.297	3.555	4.115	18.964	6.440	293.5	23:58	1:58:24.836



24 HEURES DU MANS 2011



24 HEURES DU MANS

ILMC Qualifying 1

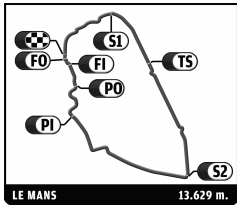
Sector Analysis

■ Personal Best ■ Session Best B Crossing the finish line in pit lane

Lap	D	Time	Sector 1	Sector 2	Sector 3	T6	T7	Porsche	Ford	T. Spd	Hour	Elapsed	
33	Level 5 Motorsports												
	Scott Tucker		Joao Barbosa										
	Christophe Bouchut												
	1	2	1:25:36.604	...	1:41.273	1:55.805	3.743		23.655	7.554	175.9	23:25	1:25:36.604
	2	2	3:56.914	36.901	1:31.316	1:48.697	3.611	4.249	20.383	6.402	289.5	23:29	1:29:33.518
	3	2	3:54.237	37.132	1:30.953	1:46.152	3.581	4.195	19.549	6.394	290.3	23:33	1:33:27.755
	4	2	3:52.082	36.072	1:30.328	1:45.682	3.588	4.195	19.170	6.468	289.5	23:37	1:37:19.837
	5	2	4:02.799 B	35.841	1:30.653	1:56.305		4.195	20.630		288.0	23:41	1:41:22.636
	6	2	7:26.849	3:56.399	1:32.333	1:58.117	3.578		22.916	7.054	289.5	23:48	1:48:49.485
	7	2	3:51.149	35.927	1:29.878	1:45.344	3.454	4.178	19.203	6.207	289.5	23:52	1:52:40.634
8	2	3:52.000	35.162	1:29.524	1:47.314	3.558	4.128	21.214	6.275	288.0	23:56	1:56:32.634	
9	2	4:10.091 B	35.132	1:29.585	2:05.374		4.171	23.704		287.2	00:00	2:00:42.725	
35	Oak Racing												
	Andrea Barlesi		Patrice Lafargue										
	Frédéric Da Rocha												
	1	2	4:50.116 B	1:09.205	1:34.275	2:06.636			22.875		294.3	22:04	4:50.116
	2	2	6:17.694	2:49.007	1:33.130	1:55.557	3.976		22.060	8.324	295.9	22:11	11:07.810
	3	2	4:19.088 B	39.068	1:34.221	2:05.799		4.280	24.384		294.3	22:15	15:26.898
	4	1	12:05.339	8:40.217	1:33.048	1:52.074	3.835		21.435	7.330	293.5	22:27	27:32.237
	5	1	4:20.215 B	36.967	1:31.233	2:12.015		4.260	27.956		296.7	22:31	31:52.452
	6	1	6:36.350 B	3:03.846	1:33.279	1:59.225			21.066		295.9	22:38	38:28.802
	7	3	6:39.650	3:05.752	1:36.616	1:57.282	3.964		23.503	7.663	242.7	22:45	45:08.452
	8	3	4:10.528	38.890	1:34.371	1:57.267	3.880	4.297	23.557	8.457	296.7	22:49	49:18.980
	9	3	4:19.936 B	39.627	1:33.694	2:06.615		4.244	22.733		295.9	22:53	53:38.916
	10	3	14:03.623	...	1:35.177	1:54.695	3.866		22.523	7.376	291.9	23:07	1:07:42.539
	11	3	4:07.796	38.108	1:33.508	1:56.180	3.884	4.270	23.238	7.319	296.7	23:11	1:11:50.335
12	3	4:04.836	38.226	1:33.379	1:53.231	3.804	4.260	22.180	7.690	297.5	23:15	1:15:55.171	
13	3	4:02.631	37.411	1:32.708	1:52.512	3.713	4.234	21.660	7.224	238.9	23:19	1:19:57.802	
14	3	4:02.068	37.422	1:32.071	1:52.575	3.848	4.209	21.663	7.142	297.5	23:23	1:23:59.870	
15	3	4:02.982	37.674	1:34.330	1:50.978	3.876	4.248	21.695	6.889	295.9	23:28	1:28:02.852	
16	3	4:00.772	37.535	1:32.697	1:50.540	3.725	4.251	20.656	7.132	291.1	23:32	1:32:03.624	
17	3	4:21.843 B	39.378	1:33.690	2:08.775		4.196	21.992		284.2	23:36	1:36:25.467	
18	1	6:56.956	3:33.012	1:32.166	1:51.778	3.850		21.879	7.064	299.2	23:43	1:43:22.423	
19	1	3:57.453	36.965	1:31.150	1:49.338	3.933	4.246	20.442	6.997	295.1	23:47	1:47:19.876	
20	1	4:01.293	36.592	1:29.850	1:54.851	3.802	4.266	25.822	6.900	296.7	23:51	1:51:21.169	
21	1	4:02.568	37.862	1:31.569	1:53.137	3.799	4.207	23.802	7.029	293.5	23:55	1:55:23.737	
22	1	4:39.616 B	37.911	1:31.877	2:29.828		4.213	28.885		289.5	00:00	2:00:03.353	
36	RML												
	Tommy Erdos		Ben Collins										
	Mike Newton												
	1	1	5:29.106	2:09.721	1:33.141	1:46.244	3.580		19.297	6.454	255.9	22:05	5:29.106
	2	1	3:47.804	35.704	1:28.812	1:43.288	3.566	4.191	18.405	6.294	295.9	22:09	9:16.910
	3	1	3:47.308	35.370	1:28.326	1:43.612	3.552	4.189	18.567	6.291	295.9	22:13	13:04.218
	4	1	3:47.740	35.444	1:28.031	1:44.265	3.575	4.179	19.016	6.402	300.0	22:16	16:51.958
	5	1	4:09.276 B	38.205	1:31.699	1:59.372		4.179	22.240		292.7	22:21	21:01.234
	6	2	9:20.828	5:42.476	1:36.447	2:01.905	4.245		24.602	9.414	276.9	22:30	30:22.062
	7	2	4:13.337	42.112	1:33.938	1:57.287	3.985	4.413	23.410	8.366	290.3	22:34	34:35.399
	8	2	4:10.494	40.292	1:34.163	1:56.039	3.889	4.363	22.722	7.838	292.7	22:38	38:45.893
	9	2	4:08.293	39.037	1:34.157	1:55.099	3.998	4.311	22.358	7.483	289.5	22:42	42:54.186
	10	2	4:24.158 B	40.400	1:35.146	2:08.612		4.350	22.923		287.2	22:47	47:18.344
	11	3	8:26.755 B	4:28.320	1:35.633	2:22.802			27.689		236.3	22:55	55:45.099
	12	3	10:16.766	6:52.856	1:32.642	1:51.268	3.652		21.170	6.787	291.1	23:06	1:06:01.865
	13	3	3:55.927	36.969	1:30.960	1:47.998	3.621	4.234	20.458	6.452	295.9	23:09	1:09:57.792
	14	3	3:55.858	36.162	1:29.987	1:49.709	3.530	4.222	22.153	6.490	295.1	23:13	1:13:53.650
15	3	3:52.364	35.927	1:30.634	1:45.803	3.588	4.171	19.536	6.394	282.0	23:17	1:17:46.014	
16	3	3:51.159	35.948	1:29.844	1:45.367	3.558	4.189	19.237	6.187	293.5	23:21	1:21:37.173	
17	3	4:09.256 B	35.533	1:30.617	2:03.106		4.187	23.558		294.3	23:25	1:25:46.429	



24 HEURES DU MANS 2011



24 HEURES DU MANS

ILMC

Qualifying 1

Sector Analysis

■ Personal Best ■ Session Best B Crossing the finish line in pit lane

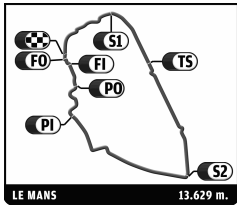
Lap	D	Time	Sector 1	Sector 2	Sector 3	T6	T7	Porsche	Ford	T. Spd	Hour	Elapsed
18	1	9:30.143	6:11.352	1:32.008	1:46.783	3.601		19.758	6.636	291.9	23:35	1:35:16.572
19	1	3:57.514	37.224	1:31.029	1:49.261	3.633	4.212	21.227	6.788	295.9	23:39	1:39:14.086
20	1	3:54.979	37.593	1:30.408	1:46.978	3.682	4.204	20.444	6.727	252.9	23:43	1:43:09.065
21	1	3:50.565	36.378	1:29.487	1:44.700	3.536	4.205	18.948	6.405	292.7	23:46	1:46:59.630
22	1	3:55.081	35.743	1:28.866	1:50.472	3.609	4.188	23.885	6.560	293.5	23:50	1:50:54.711
23	1	3:54.750	35.990	1:29.505	1:49.255	3.599	4.194	22.743	6.593	291.9	23:54	1:54:49.461
24	1	3:49.906	35.721	1:28.731	1:45.454	3.578	4.195	19.560	6.392	295.1	23:58	1:58:39.367

39		Pecom Racing Luis Perez-Companc Matias Russo		Pierre Kaffer						Lola B11/40-Judd Bmw LM P2		
1	3	4:52.715	1:28.264	1:33.819	1:50.632	3.519		20.644	6.368	271.4	22:04	4:52.715
2	3	3:49.473	36.319	1:28.474	1:44.680	3.475	4.142	18.896	6.223	296.7	22:08	8:42.188
3	3	3:48.560	35.667	1:28.068	1:44.825	3.506	4.107	19.642	6.481	295.9	22:12	12:30.748
4	3	3:55.984	37.179	1:29.970	1:48.835	3.506	4.131	19.116	6.500	293.5	22:16	16:26.732
5	3	10:33.583	35.252	1:29.033	8:29.298	3.505	4.116	20.475	6.324	294.3	22:27	27:00.315
6	3	3:49.825	35.723	1:29.742	1:44.360	3.476	4.138	18.901	6.531	292.7	22:30	30:50.140
7	3	3:45.997	34.926	1:27.939	1:43.132	3.522	4.132	18.832	6.216	295.9	22:34	34:36.137
8	3	3:47.150	35.622	1:27.820	1:43.708	3.442	4.126	19.195	6.161	295.9	22:38	38:23.287
9	3	3:51.972	35.036	1:30.045	1:46.891	3.460	4.109	20.581	6.215	296.7	22:42	42:15.259
10	3	4:03.354 B	35.253	1:28.207	1:59.894		4.111	22.668	294.3	22:46	46:18.613	
11	1	9:30.822 B	5:32.552	1:36.669	2:21.601			28.420		282.0	22:55	55:49.435
12	1	14:25.733	...	1:32.353	1:50.459	3.630		21.231	7.141	288.0	23:10	1:10:15.168
13	1	3:56.757	37.198	1:31.378	1:48.181	3.582	4.206	20.584	6.807	292.7	23:14	1:14:11.925
14	1	3:55.479	36.690	1:30.553	1:48.236	3.629	4.176	20.587	6.832	291.9	23:18	1:18:07.404
15	1	5:14.505 B	39.651	2:02.876	2:31.978		4.351	29.628		196.4	23:23	1:23:21.909
16	2	20:29.937	...	1:38.397	1:52.101	3.549		20.577	6.525	217.3	23:43	1:43:51.846
17	2	3:57.561	35.990	1:30.443	1:51.128	3.533	4.148	22.623	6.466	292.7	23:47	1:47:49.407
18	2	3:53.963	35.994	1:30.241	1:47.728	3.511	4.132	21.831	6.285	290.3	23:51	1:51:43.370
19	2	3:51.539	35.607	1:29.386	1:46.546	4.573	4.125	19.564	6.507	292.7	23:55	1:55:34.909
20	2	3:54.716	36.115	1:29.278	1:49.323	3.953	4.405	21.947	6.790	294.3	23:59	1:59:29.625

40		Race Performance Michel Frey Ralph Meichtry		Marc Rostan						Oreca 03-Judd BMW LM P2		
1	3	8:37.891	5:16.493	1:33.155	1:48.243	3.646		20.208	6.878	288.8	22:08	8:37.891
2	3	3:52.723	37.019	1:29.125	1:46.579	3.696	4.139	19.848	6.536	295.1	22:12	12:30.614
3	3	3:52.404	37.060	1:29.234	1:46.110	3.661	4.152	19.753	6.596	294.3	22:16	16:23.018
4	3	3:51.688	36.521	1:29.001	1:46.166	3.666	4.139	20.347	6.413	295.9	22:20	20:14.706
5	3	3:50.333	36.095	1:28.519	1:45.719	3.620	4.137	19.950	6.501	294.3	22:24	24:05.039
6	3	5:04.212 B	36.835	1:28.935	2:58.442		4.115	21.272		295.1	22:29	29:09.251
7	1	7:54.390	4:35.688	1:31.310	1:47.392	3.556		19.673	6.613	291.9	22:37	37:03.641
8	1	3:50.503	35.476	1:28.629	1:46.398	3.537	4.110	20.425	6.488	295.1	22:40	40:54.144
9	1	3:49.581	35.797	1:28.907	1:44.877	3.570	4.105	18.695	6.208	295.1	22:44	44:43.725
10	1	4:04.232 B	36.022	1:32.458	1:55.752		4.110	19.721		186.2	22:48	48:47.957
11	2	15:23.325	...	1:30.168	1:46.269	3.577		19.224	6.808	293.5	23:04	1:04:11.282
12	2	3:49.885	34.995	1:28.118	1:46.772	3.505	4.108	18.865	6.307	295.9	23:08	1:08:01.167
13	2	4:17.840	35.293	1:39.843	2:02.704	3.549	4.086	19.041	6.512	297.5	23:12	1:12:19.007
14	2	3:47.388	35.143	1:27.107	1:45.138	3.674	4.106	18.547	7.322	298.3	23:16	1:16:06.395
15	2	3:59.461 B	35.631	1:28.447	1:55.383		4.129	19.083		296.7	23:20	1:20:05.856
16	2	5:52.567	2:22.594	1:41.598	1:48.375	3.531		20.410	6.575	210.1	23:25	1:25:58.423
17	2	3:54.372	37.385	1:30.475	1:46.512	3.501	4.087	19.103	6.428	295.1	23:29	1:29:52.795
18	2	3:44.294	34.725	1:26.704	1:42.865	3.702	4.079	18.333	6.118	295.9	23:33	1:33:37.089
19	2	4:02.910	34.916	1:33.389	1:54.605	3.707	4.139	20.366	6.454	298.3	23:37	1:37:39.999
20	2	3:59.433 B	35.143	1:26.914	1:57.376		4.150	21.558		295.1	23:41	1:41:39.432
21	2	14:26.468	...	1:33.535	1:51.863	3.554		23.612	7.151	282.7	23:56	1:56:05.900
22	2	4:30.576 B	39.063	1:37.881	2:13.632		4.085	25.789		263.4	00:00	2:00:36.476



24 HEURES DU MANS 2011



24 HEURES DU MANS

ILMC
Qualifying 1

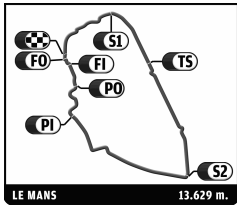
Sector Analysis

■ Personal Best ■ Session Best B Crossing the finish line in pit lane

Lap	D	Time	Sector 1	Sector 2	Sector 3	T6	T7	Porsche	Ford	T. Spd	Hour	Elapsed
41		Greaves Motorsport Karim Ojeh Tom Kimber-Smith Zytec Nissan Olivier Lombard LM P2										
1	3	6:47.835	3:28.759	1:31.338	1:47.738	3.555		19.223	6.776	289.5	22:06	6:47.835
2	3	3:47.889	37.935	1:27.703	1:42.251	3.525	4.122	18.027	6.219	292.7	22:10	10:35.724
3	3	3:43.814	34.897	1:27.217	1:41.700	3.567	4.117	17.803	6.110	295.9	22:14	14:19.538
4	3	4:21.324 B	34.626	1:26.643	2:20.055		4.130	31.394		295.1	22:18	18:40.862
5	2	49:25.869	...	1:34.380	1:54.004	3.565		20.883	7.027	280.5	23:08	1:08:06.731
6	2	3:53.871	35.962	1:30.889	1:47.020	3.539	4.121	19.351	6.898	295.1	23:12	1:12:00.602
7	2	3:55.504	36.265	1:29.509	1:49.730	3.566	4.108	19.705	8.089	294.3	23:15	1:15:56.106
8	2	3:52.056	37.000	1:29.901	1:45.155	3.562	4.102	18.756	6.761	292.7	23:19	1:19:48.162
9	2	4:05.028 B	35.986	1:29.127	1:59.915		4.109	20.055		294.3	23:23	1:23:53.190
10	1	5:43.636	2:25.876	1:30.506	1:47.254	3.669		19.340	6.714	292.7	23:29	1:29:36.826
11	1	3:51.964	36.474	1:29.059	1:46.431	3.742	4.172	19.472	6.431	295.9	23:33	1:33:28.790
12	1	4:00.296 B	36.630	1:29.269	1:54.397		4.185	19.346		293.5	23:37	1:37:29.086
13	3	5:25.859	2:09.006	1:30.162	1:46.691	3.628		20.141	6.585	295.1	23:42	1:42:54.945
14	3	3:48.688	35.177	1:28.012	1:45.499	3.588	4.134	19.685	6.459	293.5	23:46	1:46:43.633
15	3	4:01.730 B	35.473	1:28.719	1:57.538		4.115	23.316		292.7	23:50	1:50:45.363
16	2	5:37.659	2:24.322	1:28.845	1:44.492	3.451		19.578	6.492	295.1	23:56	1:56:23.022
17	2	4:07.813 B	34.915	1:28.073	2:04.825		4.062	20.958		294.3	00:00	2:00:30.835
42		Strakka Racing Nick Leventis Jonny Kane Honda Performance Development Av 01 D Danny Watts LM P2										
1	2	4:12.854	56.227	1:31.142	1:45.485	3.440		19.633	6.267	281.2	22:04	4:12.854
2	2	3:51.446	38.036	1:29.025	1:44.385	3.476	4.115	19.010	6.206	293.5	22:08	8:04.300
3	2	4:27.684 B	35.400	1:34.566	2:17.718		4.115	22.990		274.1	22:12	12:31.984
4	1	5:18.026	1:53.593	1:32.581	1:51.852	3.869		21.430	7.198	293.5	22:17	17:50.010
5	1	4:02.325	39.070	1:31.807	1:51.448	3.851	4.230	21.231	7.039	292.7	22:21	21:52.335
6	3	11:01.564	38.424	1:31.899	8:51.241	3.380	4.218	20.368	6.004	294.3	22:32	32:53.899
7	3	3:45.510	35.008	1:28.055	1:42.447	3.388	4.095	18.034	5.844	298.3	22:36	36:39.409
8	3	3:43.451	34.721	1:26.769	1:41.961	3.344	4.105	19.011	5.719	295.9	22:40	40:22.860
9	3	3:42.615	34.422	1:26.325	1:41.868	3.399	4.073	18.481	5.844	296.7	22:44	44:05.475
10	3	4:34.901 B	37.622	1:48.654	2:08.625		4.094	21.312		197.1	22:48	48:40.376
11	2	15:50.420	...	1:32.586	1:48.034	3.624		20.000	6.382	282.0	23:04	1:04:30.796
12	2	3:53.241	36.197	1:28.681	1:48.363	3.540	4.196	21.631	6.518	295.1	23:08	1:08:24.037
13	2	3:49.634	36.718	1:29.035	1:43.881	3.453	4.163	18.623	6.060	294.3	23:12	1:12:13.671
14	2	3:48.902	35.049	1:28.005	1:45.848	3.557	4.124	20.582	6.056	295.9	23:16	1:16:02.573
15	2	3:49.488	35.511	1:28.697	1:45.280	3.550	4.163	18.846	5.954	296.7	23:19	1:19:52.061
16	2	3:51.461	35.198	1:27.994	1:48.269	3.765	4.156	19.752	7.236	295.1	23:23	1:23:43.522
17	2	3:57.594 B	35.876	1:28.314	1:53.404		4.212	18.715		295.9	23:27	1:27:41.116
18	1	10:06.802	6:38.325	1:33.825	1:54.652	3.903		21.969	6.998	295.1	23:37	1:37:47.918
19	1	4:02.144	38.640	1:32.324	1:51.180	3.758	4.272	20.798	6.781	296.7	23:41	1:41:50.062
20	1	4:01.758	37.850	1:31.875	1:52.033	3.729	4.222	20.994	6.912	292.7	23:45	1:45:51.820
21	1	4:06.427	37.728	1:31.639	1:57.060	3.905	4.214	25.659	7.163	294.3	23:49	1:49:58.247
22	1	4:05.237	37.751	1:31.199	1:56.287	3.847	4.241	25.091	7.397	297.5	23:54	1:54:03.484
23	1	4:02.511	39.399	1:31.983	1:51.129	3.921	4.218	21.430	6.915	295.1	23:58	1:58:05.995
44		Extreme Limite AM Paris Fabien Rosier Jean-René De Fournoux Norma M200P-Judd BMW Philippe Haezebrouck LM P2										
1	1	15:53.527	...	1:38.991	1:54.252	3.629		21.691	6.910	244.3	22:15	15:53.527
2	1	4:09.863	36.978	1:32.255	2:00.630	3.602	4.230	26.979	7.385	285.7	22:20	20:03.390
3	1	3:54.042	36.618	1:30.583	1:46.841	3.545	4.220	19.907	6.393	283.5	22:23	23:57.432
4	1	3:51.438	35.977	1:29.935	1:45.526	3.648	4.185	19.238	6.079	283.5	22:27	27:48.870
5	1	4:28.742 B	39.736	1:34.699	2:14.307		4.219	25.893		282.7	22:32	32:17.612
6	2	18:51.512	...	1:38.399	4:13.995	5.156		23.659	2:18.946	197.1	22:51	51:09.124
7	2	4:57.162 B	44.631	1:37.655	2:34.876		5.426	28.366		281.2	22:56	56:06.286
8	2	9:47.654	6:07.896	1:37.223	2:02.535	3.946		24.068	8.296	281.2	23:05	1:05:53.940



24 HEURES DU MANS 2011



24 HEURES DU MANS

ILMC
Qualifying 1

Sector Analysis

■ Personal Best ■ Session Best B Crossing the finish line in pit lane

Lap	D	Time	Sector 1	Sector 2	Sector 3	T6	T7	Porsche	Ford	T. Spd	Hour	Elapsed
9	2	4:15.613	40.619	1:36.068	1:58.926	3.830	4.350	23.346	8.071	277.6	23:10	1:10:09.553
10	2	4:18.116	38.714	1:39.502	1:59.900	3.900	4.307	23.545	7.977	282.0	23:14	1:14:27.669
11	2	4:14.902	39.419	1:37.271	1:58.212	3.759	4.342	23.116	7.569	283.5	23:18	1:18:42.571
12	2	4:10.995	38.165	1:35.369	1:57.461	3.884	4.282	22.895	7.533	282.7	23:22	1:22:53.566
13	2	4:23.930B	39.437	1:35.537	2:08.956	4.322	4.322	23.266		280.5	23:27	1:27:17.496
14	3	8:41.909	4:59.553	1:40.580	2:01.776	3.745		25.140	7.334	266.7	23:35	1:35:59.405
15	3	4:09.649	39.540	1:35.772	1:54.337	3.695	4.286	23.006	7.036	279.1	23:40	1:40:09.054
16	3	4:09.903	38.419	1:33.475	1:58.009	3.856	4.248	24.653	8.090	281.2	23:44	1:44:18.957
17	3	4:18.301	38.594	1:35.482	2:04.225	3.801	4.281	25.581	7.311	266.0	23:48	1:48:37.258
18	3	4:11.421	39.610	1:34.207	1:57.604	3.784	4.284	23.714	7.144	280.5	23:52	1:52:48.679
19	3	4:08.130	38.453	1:35.016	1:54.661	3.703	4.264	23.235	7.061	279.8	23:56	1:56:56.809

48

Team Oreca Matmut
Alexandre Premat
David Hallyday
Dominick Kraihamer

Oreca 03-Nissan
LM P2

1	1	4:08.004	51.080	1:32.267	1:44.657	3.558		18.950	6.418	291.1	22:04	4:08.004
2	1	3:44.756	35.188	1:27.116	1:42.452	3.604	4.107	17.961	6.352	299.2	22:07	7:52.760
3	1	3:57.616B	35.601	1:28.763	1:53.252		4.104	18.712		298.3	22:11	11:50.376
4	1	5:26.116	2:08.219	1:29.931	1:47.966	3.511		21.342	6.670	294.3	22:17	17:16.492
5	1	3:45.052	35.397	1:27.576	1:42.079	3.472	4.081	18.406	6.157	297.5	22:21	21:01.544
6	1	3:43.654	35.443	1:26.875	1:41.336	3.442	4.058	17.534	6.400	298.3	22:24	24:45.198
7	1	3:44.274	34.859	1:25.886	1:43.529	3.483	4.047	19.537	6.212	300.0	22:28	28:29.472
8	1	4:02.859B	36.603	1:28.739	1:57.517		4.065	20.286		298.3	22:32	32:32.331
9	2	6:18.866	2:51.786	1:35.537	1:51.543	3.825		21.658	7.235	297.5	22:38	38:51.197
10	2	3:58.186	37.677	1:31.242	1:49.267	3.748	4.197	20.549	7.378	294.3	22:42	42:49.383
11	2	3:56.986	37.106	1:30.500	1:49.380	3.744	4.158	20.897	6.885	297.5	22:46	46:46.369
12	2	3:56.697	36.928	1:29.510	1:50.259	3.795	4.155	21.841	7.398	300.0	22:50	50:43.066
13	2	4:11.506B	36.747	1:29.636	2:05.123		4.165	25.145		299.2	22:54	54:54.572
14	2	12:53.902	9:28.649	1:35.232	1:50.021	3.844		21.270	7.054	289.5	23:07	1:07:48.474
15	2	3:58.777	36.825	1:30.097	1:51.855	3.760	4.192	20.796	7.160	296.7	23:11	1:11:47.251
16	2	3:55.681	36.901	1:30.033	1:48.747	3.687	4.160	20.751	7.184	299.2	23:15	1:15:42.932
17	2	3:54.474	36.834	1:29.835	1:47.805	3.724	4.136	20.422	6.962	297.5	23:19	1:19:37.406
18	2	3:56.449	37.011	1:29.347	1:50.091	3.715	4.142	22.016	7.556	297.5	23:23	1:23:33.855
19	2	4:05.731B	36.883	1:30.101	1:58.747		4.135	21.077		296.7	23:27	1:27:39.586
20	3	5:56.396	2:36.305	1:30.740	1:49.351	3.646		20.549	6.848	292.7	23:33	1:33:35.982
21	3	3:47.911	35.731	1:27.455	1:44.725	3.596	4.142	18.935	6.259	297.5	23:37	1:37:23.893
22	3	3:56.548	41.726	1:29.331	1:45.491	3.679	4.120	19.416	6.376	295.1	23:41	1:41:20.441
23	3	3:55.080	35.829	1:27.531	1:51.720	3.728	4.140	23.459	6.304	296.7	23:45	1:45:15.521
24	3	3:55.435	36.093	1:29.092	1:50.250	3.610	4.139	21.863	6.505	297.5	23:49	1:49:10.956
25	3	3:52.453	35.909	1:27.752	1:48.792	3.635	4.102	21.849	6.962	297.5	23:53	1:53:03.409
26	3	3:52.585	35.860	1:27.400	1:49.325	3.630	4.107	22.077	6.856	296.7	23:56	1:56:55.994

49

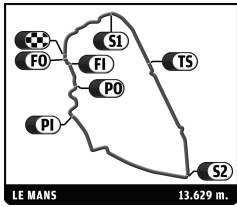
Oak Racing
Shinji Nakano
Nicolas De Crem
Jan Charouz

Oak Pescarolo-BMW
LM P2

1	2	6:19.100	3:00.642	1:30.911	1:47.547	4.438		19.683	7.674	292.7	22:06	6:19.100
2	2	3:53.558	40.596	1:29.016	1:43.946	3.617	5.151	18.456	7.026	298.3	22:10	10:12.658
3	3	16:33.697	35.836	1:32.374	...	3.680	4.164	19.495	7.178	300.0	22:26	26:46.355
4	3	3:52.160	36.641	1:29.969	1:45.550	3.637	4.188	18.479	6.672	297.5	22:30	30:38.515
5	1	11:22.908	36.401	1:29.296	9:17.211	3.723	4.161	21.008	6.496	300.0	22:42	42:01.423
6	1	3:54.749	36.661	1:30.143	1:47.945	3.602	4.208	21.457	6.414	295.1	22:45	45:56.172
7	1	3:51.549	36.168	1:29.567	1:45.814	3.710	4.151	19.180	6.508	298.3	22:49	49:47.721
8	1	4:00.375	39.593	1:30.681	1:50.101	3.660	4.180	22.025	6.697	300.0	22:53	53:48.096
9	1	5:33.538B	50.070	2:03.096	2:40.372		4.189	31.937		180.9	22:59	59:21.634
10	2	7:52.536	4:30.995	1:33.164	1:48.377							



24 HEURES DU MANS 2011



24 HEURES DU MANS

ILMC
Qualifying 1

Sector Analysis

■ Personal Best ■ Session Best B Crossing the finish line in pit lane

Lap	D	Time	Sector 1	Sector 2	Sector 3	T6	T7	Porsche	Ford	T. Spd	Hour	Elapsed
15	2	3:48.211	35.280	1:28.018	1:44.913	3.658	4.158	19.903	6.225	300.0	23:39	1:39:37.067
16	2	3:55.025	35.042	1:29.950	1:50.033	3.716	4.160	23.350	6.561	301.7	23:43	1:43:32.092
17	2	3:57.437 B	35.687	1:28.226	1:53.524		4.168	19.009		300.8	23:47	1:47:29.529
18	3	6:06.230	2:40.311	1:32.677	1:53.242	3.677		24.142	7.094	297.5	23:53	1:53:35.759
19	3	3:53.729	36.217	1:29.842	1:47.670	3.633	4.166	19.603	7.112	301.7	23:57	1:57:29.488

50 Larbre Competition
Patrick Borhanuser Gabriele Gardel
Julien Canal
Chevrolet Corvette C6 ZR1
LM GTE Am

1	2	6:44.869	3:05.492	1:41.177	1:58.200	3.805		23.873	7.031	247.1	22:06	6:44.869
2	2	4:25.640 B	42.072	1:36.258	2:07.310		4.454	24.375		278.4	22:11	11:10.509
3	2	5:40.005	2:07.377	1:38.185	1:54.443	3.724		22.241	6.704	238.4	22:16	16:50.514
4	2	4:08.436	39.012	1:35.841	1:53.583	3.767	4.421	22.251	6.829	277.6	22:20	20:58.950
5	2	4:05.955	38.492	1:34.853	1:52.610	3.823	4.414	21.639	6.859	278.4	22:25	25:04.905
6	2	4:07.403	38.492	1:34.964	1:53.947	3.969	4.449	21.964	7.119	273.4	22:29	29:12.308
7	2	4:23.946 B	40.351	1:36.517	2:07.078		4.487	23.521		279.1	22:33	33:36.254
8	2	7:23.820	3:39.311	1:41.268	2:03.241	4.059		25.018	7.920	268.7	22:41	41:00.074
9	2	4:22.279	42.097	1:38.983	2:01.199	4.173	4.561	23.944	7.609	278.4	22:45	45:22.353
10	2	4:20.595	41.725	1:38.460	2:00.410	4.127	4.573	23.734	7.684	280.5	22:49	49:42.948
11	2	4:31.907 B	41.673	1:37.921	2:12.313		4.568	23.894		279.8	22:54	54:14.855
12	1	20:46.187	...	1:40.843	2:01.205	3.939		24.262	8.001	277.6	23:15	1:15:01.042
13	1	4:17.950	41.457	1:38.130	1:58.363	4.060	4.481	23.293	7.231	277.6	23:19	1:19:18.992
14	1	4:17.900	40.862	1:37.764	1:59.274	4.023	4.537	23.904	7.466	277.6	23:23	1:23:36.892
15	1	4:16.955	40.752	1:37.856	1:58.347	4.040	4.507	23.431	7.394	280.5	23:27	1:27:53.847
16	1	4:31.101 B	43.369	1:38.757	2:08.975		4.509	24.739		277.6	23:32	1:32:24.948
17	3	6:48.406	3:09.271	1:40.014	1:59.121	3.943		24.402	7.265	269.3	23:39	1:39:13.354
18	3	4:16.067	42.072	1:37.750	1:56.245	4.003	4.489	22.906	7.270	260.2	23:43	1:43:29.421

51 AF Corse Srl
Giancarlo Fisichella Toni Vilander
Gianmaria Bruni
Ferrari 458 Italia
LM GTE Pro

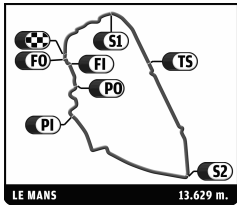
1	2	5:47.251	2:07.252	1:38.232	2:01.767	3.649		24.324	7.632	268.7	22:05	5:47.251
2	2	3:59.961	37.718	1:33.044	1:49.199	3.671	4.407	20.617	5.993	284.2	22:09	9:47.212
3	2	3:58.989	37.333	1:33.363	1:48.293	3.621	4.409	20.025	5.973	282.0	22:13	13:46.201
4	2	4:09.368	38.447	1:35.816	1:55.105	3.588	4.382	21.241	7.040	243.8	22:17	17:55.569
5	2	4:49.653 B	39.209	1:35.060	2:35.384		4.367	20.633		250.6	22:22	22:45.222
6	2	8:21.372	4:47.979	1:38.844	1:54.549	3.595		20.333	6.235	239.5	22:31	31:06.594
7	2	3:59.412	37.094	1:33.563	1:48.755	3.576	4.376	20.204	5.870	281.2	22:35	35:06.006
8	2	3:59.742	37.281	1:33.318	1:49.143	3.935	4.371	20.125	5.997	282.0	22:39	39:05.748
9	2	4:21.283 B	40.067	1:36.664	2:04.552		4.513	21.969		279.1	22:43	43:27.031
10	1	10:57.646 B	7:04.581	1:37.804	2:15.261			24.397		276.2	22:54	54:24.677
11	1	23:40.482	...	1:42.306	1:56.841	3.887		22.101	7.107	242.2	23:18	1:18:05.159
12	1	4:18.355	39.306	1:38.084	2:00.965	4.029	4.535	22.753	7.697	259.6	23:22	1:22:23.514
13	1	4:45.423 B	39.689	1:38.218	2:27.516		4.587	21.602		250.0	23:27	1:27:08.937
14	3	7:06.210	3:35.510	1:36.720	1:53.980	3.824		21.520	6.564	276.9	23:34	1:34:15.147
15	3	4:05.319	38.300	1:34.956	1:52.063	3.802	4.502	20.659	7.002	279.8	23:38	1:38:20.466
16	3	4:20.078 B	38.802	1:36.248	2:05.028		4.487	21.277		271.4	23:42	1:42:40.544
17	1	8:43.688	5:04.687	1:37.225	2:01.776	3.796		26.275	6.804	255.3	23:51	1:51:24.232
18	1	4:07.322	38.371	1:36.626	1:52.325	3.917	4.460	21.721	6.400	270.7	23:55	1:55:31.554
19	1	4:06.477	38.654	1:34.481	1:53.342	3.867	4.477	21.017	6.717	284.2	23:59	1:59:38.031

55 BMW Motorsport
Augusto Farfus Dirk Werner
Jörg Müller
BMW M3 GT
LM GTE Pro

1	1	11:31.229	7:51.985	1:44.265	1:54.979	3.585		21.423	6.488	221.8	22:11	11:31.229
2	1	3:59.353	37.757	1:32.842	1:48.754	3.596	4.312	20.895	6.039	291.1	22:15	15:30.582
3	1	4:01.778	37.218	1:32.294	1:52.266	3.602	4.312	23.303	6.635	288.0	22:19	19:32.360
4	1	4:09.597 B	37.858	1:32.311	1:59.428		4.315	21.414		288.8	22:23	23:41.957
5	2	8:22.538	4:55.967	1:34.010	1:52.561	3.653		21.287	6.504	287.2	22:32	32:04.495



24 HEURES DU MANS 2011



24 HEURES DU MANS

ILMC

Qualifying 1

Sector Analysis

■ Personal Best ■ Session Best B Crossing the finish line in pit lane

Lap	D	Time	Sector 1	Sector 2	Sector 3	T6	T7	Porsche	Ford	T. Spd	Hour	Elapsed
6	2	4:02.383	38.405	1:33.037	1:50.941	3.783	4.356	20.885	6.842	288.8	22:36	36:06.878
7	2	3:59.693	37.867	1:32.546	1:49.280	3.613	4.398	20.743	6.205	289.5	22:40	40:06.571
8	2	3:59.985	37.358	1:32.786	1:49.841	3.572	4.334	20.963	6.166	287.2	22:44	44:06.556
9	2	3:59.321	37.331	1:32.714	1:49.276	3.654	4.309	20.791	6.073	287.2	22:48	48:05.877
10	2	4:03.799	38.704	1:34.278	1:50.817	3.583	4.343	21.300	6.360	288.0	22:52	52:09.676
11	2	4:38.603B	37.513	1:42.678	2:18.412		4.319	26.070		283.5	22:56	56:48.279
12	3	8:56.299	5:11.880	1:42.303	2:02.116	3.810		24.486	7.029	284.2	23:05	1:05:44.578
13	3	4:04.484	38.501	1:33.880	1:52.103	3.757	4.407	21.614	6.575	287.2	23:09	1:09:49.062
14	3	4:05.628	37.566	1:33.105	1:54.957	3.748	4.384	22.544	6.857	290.3	23:13	1:13:54.690
15	3	4:03.250	37.741	1:32.678	1:52.831	3.754	4.374	22.378	6.716	290.3	23:17	1:17:57.940
16	3	4:06.291	38.056	1:33.383	1:54.852	3.714	4.381	23.428	6.913	289.5	23:22	1:22:04.231
17	3	4:03.851	39.000	1:33.385	1:51.466	3.788	4.374	21.399	6.632	285.0	23:26	1:26:08.082
18	3	4:02.198	37.954	1:33.167	1:51.077	3.782	4.393	21.138	6.545	286.5	23:30	1:30:10.280
19	3	4:03.177	37.775	1:33.824	1:51.578	3.729	4.390	21.375	6.527	288.8	23:34	1:34:13.457
20	3	4:10.242B	37.703	1:33.422	1:59.117		4.368	21.261		285.7	23:38	1:38:23.699
21	1	5:44.485	2:17.718	1:34.024	1:52.743	3.647		21.312	6.500	287.2	23:44	1:44:08.184
22	1	4:17.905	37.819	1:35.075	2:05.011	3.642	4.343	29.711	6.635	285.7	23:48	1:48:26.089
23	1	4:02.460	37.757	1:33.006	1:51.697	3.630	4.329	22.840	6.196	287.2	23:52	1:52:28.549
24	1	4:06.320	37.557	1:32.742	1:56.021	3.710	4.329	26.365	6.377	288.0	23:56	1:56:34.869

56

BMW Motorsport
Andy Priaulx
Dirk Muller

Joey Hand

BMW M3 GT
LM GTE Pro

1	1	4:39.279B	1:01.940	1:37.529	1:59.810			22.074		237.9	22:04	4:39.279
2	1	5:23.898	1:55.574	1:34.889	1:53.435	3.631		22.113	6.527	282.7	22:10	10:03.177
3	1	4:00.123	37.773	1:32.395	1:49.955	3.663	4.324	20.692	6.197	287.2	22:14	14:03.300
4	1	3:58.426	37.313	1:31.775	1:49.338	3.616	4.345	20.552	6.693	291.1	22:18	18:01.726
5	1	4:12.797B	37.710	1:32.057	2:03.030		4.309	21.993		290.3	22:22	22:14.523
6	2	7:22.927	3:47.116	1:40.561	1:55.250	3.860		22.879	6.785	285.0	22:29	29:37.450
7	2	4:11.901	38.667	1:38.645	1:54.589	3.827	4.435	22.064	7.432	289.5	22:33	33:49.351
8	2	4:04.581	38.340	1:34.021	1:52.220	3.733	4.418	21.576	6.675	288.0	22:37	37:53.932
9	2	4:10.019	39.408	1:36.424	1:54.187	3.740	4.374	22.469	6.771	283.5	22:42	42:03.951
10	2	4:04.255	37.965	1:33.320	1:52.970	3.749	4.376	22.416	6.940	288.0	22:46	46:08.206
11	2	4:19.089B	37.933	1:33.388	2:07.768		4.372	21.542		288.0	22:50	50:27.295
12	3	6:57.859B	2:37.413	1:45.159	2:35.287			29.632		262.1	22:57	57:25.154
13	3	6:53.139	3:19.992	1:36.783	1:56.364	3.903		23.858	6.979	262.8	23:04	1:04:18.293
14	3	4:06.933	38.473	1:34.573	1:53.887	3.756	4.444	22.515	7.355	287.2	23:08	1:08:25.226
15	3	4:03.422	38.368	1:33.278	1:51.776	3.765	4.381	21.374	6.720	287.2	23:12	1:12:28.648
16	3	4:02.688	37.977	1:33.260	1:51.451	3.764	4.390	21.426	6.723	288.8	23:16	1:16:31.336
17	3	4:03.061	37.685	1:32.919	1:52.457	3.757	4.385	20.973	6.614	288.8	23:20	1:20:34.397
18	3	4:01.021	37.672	1:32.506	1:50.843	3.911	4.378	21.042	6.698	291.1	23:24	1:24:35.418
19	3	4:03.287	37.917	1:33.044	1:52.326	3.718	4.423	21.467	7.091	286.5	23:28	1:28:38.705
20	3	4:00.877	37.700	1:32.916	1:50.261	3.707	4.355	20.888	6.566	287.2	23:32	1:32:39.582
21	3	4:15.237B	38.047	1:33.725	2:03.465		4.356	22.032		288.0	23:36	1:36:54.819
22	1	6:13.690	2:47.632	1:33.747	1:52.311	3.894		22.040	6.632	289.5	23:43	1:43:08.509
23	1	4:03.983	39.322	1:33.254	1:51.407	3.874	4.419	21.561	6.451	288.0	23:47	1:47:12.492
24	1	4:07.789	37.980	1:33.078	1:56.731	3.751	4.426	26.271	6.662	287.2	23:51	1:51:20.281
25	1	4:07.462	38.409	1:33.805	1:55.248	3.830	4.381	25.215	6.647	286.5	23:55	1:55:27.743
26	1	4:06.715	38.833	1:33.033	1:54.849	3.816	4.405	22.895	6.811	287.2	23:59	1:59:34.458

57

Krohn Racing
Tracy Krohn
Niclas Jonsson

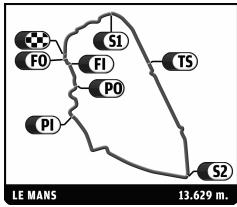
Michele Rugolo

Ferrari F430
LM GTE Am

1	2	5:20.307	1:30.222	1:48.733	2:01.352	3.892		23.460	6.861	205.7	22:05	5:20.307
2	2	4:18.124B	39.520	1:36.377	2:02.227		4.487	22.155		282.0	22:09	9:38.431
3	2	10:47.648	7:16.485	1:37.399	1:53.764	3.744		22.303	6.710	277.6	22:20	20:26.079
4	2	4:06.980	39.082	1:35.292	1:52.606	3.733	4.418	21.989	6.411	280.5	22:24	24:33.059
5	2	4:08.421	38.670	1:34.847	1:54.904	3.719	4.420	23.502	6.932	283.5	22:28	28:41.480
6	2	4:05.856	38.628	1:34.709	1:52.519	3.820	4.399	21.700	6.511	282.7	22:32	32:47.336



24 HEURES DU MANS 2011



24 HEURES DU MANS

ILMC

Qualifying 1

Sector Analysis

■ Personal Best ■ Session Best B Crossing the finish line in pit lane

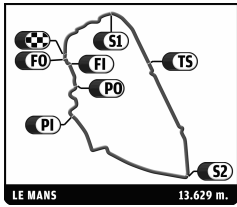
Lap	D	Time	Sector 1	Sector 2	Sector 3	T6	T7	Porsche	Ford	T. Spd	Hour	Elapsed
7	2	4:17.051 B	38.604	1:34.684	2:03.763		4.443	21.961		282.7	22:37	37:04.387
8	2	8:54.373	5:19.004	1:38.174	1:57.195	3.808		23.978	6.963	278.4	22:45	45:58.760
9	2	4:25.182 B	39.516	1:35.289	2:10.377		4.443	23.874		285.7	22:50	50:23.942
10	2	34:45.765	...	1:37.145	1:58.970	3.837		24.026	7.085	280.5	23:25	1:25:09.707
11	2	4:08.091	38.928	1:35.277	1:53.886	3.784	4.462	22.093	6.601	282.7	23:29	1:29:17.798
12	2	4:06.315	38.743	1:35.086	1:52.486	3.758	4.436	21.734	6.534	282.0	23:33	1:33:24.113
13	2	4:35.569 B	43.996	1:39.443	2:12.130		4.422	24.592		215.6	23:37	1:37:59.682
14	1	7:19.525	3:28.777	1:40.328	2:10.420	4.394		24.751	7.242	279.8	23:45	1:45:19.207
15	1	4:22.719	40.469	1:37.220	2:05.030	3.885	4.634	26.759	7.291	282.0	23:49	1:49:41.926
16	1	4:28.100 B	41.885	1:37.558	2:08.657		4.477	26.602		282.7	23:54	1:54:10.026
17	3	6:17.944 B	2:15.361	1:40.318	2:22.265			28.648		261.5	00:00	2:00:27.970

58		Luxury Racing	Pierre Thiriet										Ferrari 458 Italia
		Anthony Beltoise											LM GTE Pro
		François Jakubowski											
1	1	4:42.549	1:09.718	1:38.082	1:54.749	3.828		22.735	6.770	241.1	22:04	4:42.549	
2	1	4:05.933	38.553	1:34.351	1:53.029	3.747	4.456	21.757	6.589	283.5	22:08	8:48.482	
3	1	4:05.368	38.609	1:34.341	1:52.418	3.726	4.430	21.591	6.565	282.0	22:12	12:53.850	
4	1	4:04.497	38.178	1:34.725	1:51.594	3.696	4.417	21.394	6.536	285.0	22:16	16:58.347	
5	1	4:13.675 B	38.486	1:34.803	2:00.386		4.388	22.020		283.5	22:21	21:12.022	
6	1	10:02.490	6:30.684	1:39.505	1:52.301	3.669		21.511	6.687	281.2	22:31	31:14.512	
7	1	4:03.638	37.906	1:34.561	1:51.171	3.707	4.404	21.139	6.373	281.2	22:35	35:18.150	
8	1	4:02.017	37.700	1:33.766	1:50.551	3.705	4.405	21.000	6.323	281.2	22:39	39:20.167	
9	1	4:15.466 B	39.906	1:35.108	2:00.452		4.393	21.614		279.8	22:43	43:35.633	
10	2	10:47.985 B	6:40.412	1:43.760	2:23.813			28.599		236.8	22:54	54:23.618	
11	2	10:47.845	7:02.995	1:41.527	2:03.323	4.466		25.557	8.277	212.6	23:05	1:05:11.463	
12	2	4:18.537	40.984	1:38.969	1:58.584	3.930	4.691	23.049	7.632	268.0	23:09	1:09:30.000	
13	2	4:12.578	39.699	1:36.084	1:56.795	3.907	4.503	22.647	7.239	284.2	23:13	1:13:42.578	
14	2	4:18.737	41.696	1:36.994	2:00.047	3.954	4.496	23.601	7.987	279.8	23:18	1:18:01.315	
15	2	4:22.035	41.180	1:36.383	2:04.472	4.276	4.503	24.507	8.817	279.1	23:22	1:22:23.350	
16	2	4:14.876	42.994	1:36.220	1:55.662	3.986	4.643	22.214	7.210	251.7	23:26	1:26:38.226	
17	2	4:13.319	40.997	1:36.341	1:55.981	3.998	4.510	22.488	7.118	280.5	23:30	1:30:51.545	
18	2	4:22.013 B	41.590	1:36.888	2:03.535		4.518	22.623		280.5	23:35	1:35:13.558	
19	3	7:13.039	3:37.375	1:37.865	1:57.799	3.840		23.261	7.299	278.4	23:42	1:42:26.597	
20	3	4:11.596	39.100	1:35.951	1:56.545	3.924	4.465	21.816	7.216	279.1	23:46	1:46:38.193	
21	3	4:13.172	39.206	1:35.885	1:58.081	3.910	4.494	25.030	7.033	279.8	23:50	1:50:51.365	
22	3	4:11.953	39.546	1:36.737	1:55.670	3.812	4.478	23.325	7.137	282.0	23:55	1:55:03.318	
23	3	4:10.054	39.334	1:35.706	1:55.014	3.831	4.445	22.339	7.119	279.8	23:59	1:59:13.372	

59		Luxury Racing	Jaime Melo										Ferrari 458 Italia
		Stéphane Ortelli											LM GTE Pro
		Frédéric Makowiecki											
1	3	4:41.569	1:10.406	1:38.841	1:52.322	3.610		21.813	6.356	239.5	22:04	4:41.569	
2	3	3:59.901	37.759	1:33.426	1:48.716	3.600	4.382	20.314	6.138	281.2	22:08	8:41.470	
3	3	4:05.743	39.614	1:35.311	1:50.818	3.662	4.371	20.643	6.437	278.4	22:12	12:47.213	
4	3	4:10.766 B	37.855	1:33.325	1:59.586		4.397	21.293		281.2	22:16	16:57.979	
5	3	6:49.393	3:19.471	1:36.980	1:52.942	3.624		20.812	6.409	270.0	22:23	23:47.372	
6	3	4:11.361 B	37.562	1:33.848	1:59.951		4.375	21.329		279.8	22:27	27:58.733	
7	2	6:39.190	3:09.742	1:36.479	1:52.969	3.662		20.978	6.685	272.0	22:34	34:37.923	
8	2	4:14.389	38.151	1:34.584	2:01.654	3.658	4.403	22.410	6.487	284.2	22:38	38:52.312	
9	2	4:06.691	38.674	1:36.786	1:51.231	3.676	4.402	20.462	6.359	282.0	22:42	42:59.003	
10	2	4:18.159	40.375	1:34.341	2:03.443	3.693	4.416	23.110	8.475	284.2	22:47	47:17.162	
11	2	4:22.576 B	37.851	1:37.225	2:07.500		4.415	23.246		257.1	22:51	51:39.738	
12	1	12:39.336	9:04.917	1:38.666	1:55.753	3.864		22.249	6.782	268.7	23:04	1:04:19.074	
13	1	4:06.510	38.895	1:35.020	1:52.595	3.718	4.485	21.373	6.812	281.2	23:08	1:08:25.584	
14	1	4:05.388	38.939	1:34.723	1:51.726	4.023	4.410	21.107	6.438	281.2	23:12	1:12:30.972	
15	1	4:10.615	39.571	1:37.693	1:53.351	3.803	4.540	21.687	6.733	279.1	23:16	1:16:41.587	
16	1	4:07.705	39.367	1:35.911	1:52.427	3.821	4.461	21.531	6.573	281.2	23:20	1:20:49.292	
17	1	4:13.283	41.717	1:36.275	1:55.291	3.803	4.468	21.861	6.583	279.8	23:25	1:25:02.575	



24 HEURES DU MANS 2011



24 HEURES DU MANS

ILMC Qualifying 1

Sector Analysis

■ Personal Best ■ Session Best B Crossing the finish line in pit lane

Lap	D	Time	Sector 1	Sector 2	Sector 3	T6	T7	Porsche	Ford	T. Spd	Hour	Elapsed
18	1	4:06.538	38.706	1:34.978	1:52.854	3.790	4.457	21.591	7.124	278.4	23:29	1:29:09.113
19	1	4:18.445 B	38.797	1:36.120	2:03.528		4.441	22.514		279.1	23:33	1:33:27.558

60		Gulf AMR Middle East		Aston Martin Vantage								
		Fabien Giroix		LM GTE Am								
		Roald Goethe		Michael Wainwright								
1	1	6:39.641	3:05.889	1:38.355	1:55.397	3.708		21.936	6.960	255.3	22:06	6:39.641
2	1	4:04.825	38.172	1:34.725	1:51.928	3.646	4.388	21.090	6.554	277.6	22:10	10:44.466
3	1	4:19.672	41.325	1:39.867	1:58.480	3.643	4.366	23.904	6.777	258.4	22:15	15:04.138
4	1	4:30.154 B	41.106	1:39.169	2:09.879		4.362	26.052		255.9	22:19	19:34.292
5	3	9:05.627	5:22.069	1:40.636	2:02.922	4.099		24.931	8.390	272.0	22:28	28:39.919
6	3	4:22.546	42.217	1:38.469	2:01.860	4.015	4.523	25.397	7.712	241.6	22:33	33:02.465
7	3	4:18.951	41.058	1:38.134	1:59.759	4.077	4.508	23.390	7.749	276.2	22:37	37:21.416

61		AF Corse SRL		Ferrari F430								
		Piergiuseppe Perazzini		LM GTE Am								
		Marco Cioci		Sean Breslin								
1	2	1:53:11.001	...	1:39.501	1:57.667	3.879		24.023	7.033	264.7	23:53	1:53:11.001
2	2	4:10.316	39.393	1:35.977	1:54.946	3.768	4.497	22.614	6.612	276.9	23:57	1:57:21.317

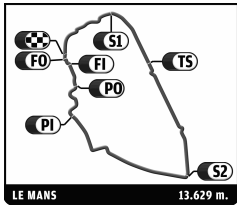
62		CRS Racing		Ferrari F430								
		Pierre Ehret		LM GTE Am								
		Shaun Lynn		Roger Wills								
1	3	24:17.017	...	1:50.686	2:09.936	4.262		26.094	8.375	224.5	22:24	24:17.017
2	3	4:26.249	42.897	1:41.084	2:02.268	4.090	4.692	24.030	8.128	246.6	22:28	28:43.266
3	3	4:38.435 B	42.622	1:41.616	2:14.197		4.610	24.723		245.5	22:33	33:21.701
4	1	31:45.324	...	1:48.638	2:09.611	4.308		26.083	8.143	219.1	23:05	1:05:07.025
5	1	4:28.232	42.096	1:41.651	2:04.485	4.175	4.683	24.922	8.038	259.6	23:09	1:09:35.257
6	1	4:36.850 B	41.214	1:40.572	2:15.064		4.639	23.598		274.8	23:14	1:14:12.107
7	2	7:58.937	3:14.171	1:55.296	2:49.470	5.212		30.178	11.760	204.5	23:22	1:22:11.044
8	2	5:13.959	49.995	1:56.154	2:27.810	4.366	5.127	30.458	8.929	190.5	23:27	1:27:25.003
9	2	5:18.454 B	48.321	1:54.356	2:35.777		4.723	30.568		194.9	23:32	1:32:43.457

63		Proton Competition		Porsche 911 RSR (997)								
		Christian Ried		LM GTE Am								
		Horst Felbermayr Jr.		Horst Felbermayr								
1	2	5:01.371	1:26.819	1:38.872	1:55.680	3.861		22.360	7.401	234.3	22:05	5:01.371
2	2	4:05.723	38.496	1:33.862	1:53.365	3.851	4.485	21.736	7.117	287.2	22:09	9:07.094
3	2	4:05.782	38.390	1:34.780	1:52.612	3.944	4.476	21.419	7.060	284.2	22:13	13:12.876
4	2	4:05.154	38.315	1:34.201	1:52.638	3.825	4.506	21.696	6.757	282.7	22:17	17:18.030
5	2	4:26.331 B	38.759	1:39.173	2:08.399		4.471	22.644		275.5	22:21	21:44.361
6	3	9:55.186	6:03.283	1:44.049	2:07.854	4.117		26.717	8.433	266.7	22:31	31:39.547
7	3	4:28.866	42.554	1:41.771	2:04.541	4.309	4.602	25.308	8.541	270.0	22:36	36:08.413
8	3	4:27.462	42.364	1:40.759	2:04.339	4.198	4.647	25.136	7.689	278.4	22:40	40:35.875
9	3	4:25.739	42.083	1:40.076	2:03.580	4.196	4.625	25.270	7.547	279.8	22:45	45:01.614
10	3	4:24.058	41.692	1:39.729	2:02.637	4.080	4.608	24.764	7.878	278.4	22:49	49:25.672
11	3	4:45.259 B	42.610	1:39.939	2:22.710		4.564	25.554		279.1	22:54	54:10.931
12	1	12:10.965	8:25.189	1:41.521	2:04.255	3.969		25.723	7.713	257.1	23:06	1:06:21.896
13	1	4:24.203	41.709	1:39.678	2:02.816	3.930	4.525	25.300	7.682	277.6	23:10	1:10:46.099
14	1	4:22.124	40.940	1:38.512	2:02.672	3.995	4.498	26.376	7.701	282.0	23:15	1:15:08.223
15	1	4:23.653	43.416	1:38.745	2:01.492	3.904	4.524	25.602	7.602	284.2	23:19	1:19:31.876
16	1	4:19.547	40.727	1:37.643	2:01.177	3.976	4.491	23.883	7.519	282.0	23:23	1:23:51.423
17	1	4:19.113	41.547	1:37.167	2:00.399	3.956	4.508	24.392	7.670	283.5	23:28	1:28:10.536
18	1	4:18.837	40.703	1:37.761	2:00.373	3.954	4.501	23.745	7.399	280.5	23:32	1:32:29.373

64		Lotus Jetalliance		Lotus Evora								
		Oskar Slingerland		LM GTE Pro								
		Martin Rich		John Hartshorne								
1	2	57:24.075 B	...	1:59.470	2:38.061			29.919		248.3	22:57	57:24.075
2	2	9:06.844	5:21.876	1:43.192	2:01.776	4.086		23.776	8.208	276.9	23:06	1:06:30.919
3	2	4:20.314	40.891	1:39.643	1:59.780	4.057	4.609	23.612	7.941	278.4	23:10	1:10:51.233



24 HEURES DU MANS 2011



24 HEURES DU MANS

ILMC
Qualifying 1

Sector Analysis

Lap	D	Time	Sector 1	Sector 2	Sector 3	T6	T7	Porsche	Ford	T. Spd	Hour	Elapsed
4	2	4:17.566	40.065	1:38.002	1:59.499	4.017	4.604	23.371	7.669	280.5	23:15	1:15:08.799
5	2	4:17.379	40.540	1:38.495	1:58.344	4.100	4.569	22.865	7.464	279.8	23:19	1:19:26.178
6	2	4:17.514	40.413	1:37.947	1:59.154	4.162	4.618	23.638	7.505	278.4	23:23	1:23:43.692
7	2	4:24.676 B	40.093	1:38.024	2:06.559	4.634	4.634	23.282	7.505	279.1	23:28	1:28:08.368
8	1	7:05.320	3:11.326	1:45.527	2:08.467	4.338		25.436	8.676	253.5	23:35	1:35:13.688
9	1	4:35.172	43.262	1:42.464	2:09.446	4.246	4.683	26.892	8.790	277.6	23:39	1:39:48.860
10	1	4:30.058	43.278	1:40.763	2:06.017	4.129	4.648	26.050	8.350	275.5	23:44	1:44:18.918
11	1	4:33.707	42.955	1:40.054	2:10.698	4.351	4.601	27.450	8.960	278.4	23:48	1:48:52.625
12	1	4:32.672	43.124	1:41.853	2:07.695	4.165	4.694	27.514	8.918	274.1	23:53	1:53:25.297
13	1	4:32.264	42.956	1:42.743	2:06.565	4.248	4.611	26.970	8.585	275.5	23:57	1:57:57.561

65		Lotus Jetalliance	Jonathan Hirschi										Lotus Evora
		James Rossiter											LM GTE Pro
		Johnny Mawlen											
1	2	7:14.585	3:32.207	1:43.473	1:58.905	3.883		23.353	7.040	258.4	22:07	7:14.585	
2	2	4:11.299	39.736	1:36.961	1:54.602	3.827	4.581	21.806	6.445	274.8	22:11	11:25.884	
3	2	4:09.529	38.990	1:37.296	1:53.243	3.881	4.541	21.095	6.573	276.9	22:15	15:35.413	
4	2	4:09.953	38.878	1:36.032	1:55.043	3.856	4.554	22.564	6.827	276.9	22:19	19:45.366	
5	2	4:07.465	39.077	1:35.871	1:52.517	3.818	4.550	20.969	6.475	277.6	22:23	23:52.831	
6	2	4:09.417	39.244	1:36.027	1:54.146	3.841	4.545	21.297	6.700	280.5	22:28	28:02.248	
7	2	4:20.163 B	39.022	1:36.298	2:04.843	4.531		22.419	7.269	276.9	22:32	32:22.411	
8	1	9:30.778	5:45.988	1:40.745	2:04.045	4.045		26.309	7.491	252.3	22:41	41:53.189	
9	1	4:14.677	39.944	1:38.427	1:56.306	4.219	4.641	21.773	6.995	272.0	22:46	46:07.866	
10	1	4:16.351	40.035	1:37.631	1:58.685	3.966	4.672	22.197	7.226	274.8	22:50	50:24.217	
11	1	4:35.436 B	40.023	1:37.647	2:17.766		4.597	27.026		272.7	22:54	54:59.653	
12	1	12:56.403	9:16.689	1:41.140	1:58.574	4.006		22.273	7.196	261.5	23:07	1:07:56.056	
13	1	4:11.323	39.640	1:37.255	1:54.428	3.944	4.621	21.146	6.623	272.7	23:12	1:12:07.379	
14	1	4:10.621	39.409	1:36.714	1:54.498	3.975	4.586	21.262	6.820	274.8	23:16	1:16:18.000	
15	1	4:10.096	39.124	1:36.406	1:54.566	3.936	4.585	21.206	6.860	275.5	23:20	1:20:28.096	
16	1	4:17.875 B	38.912	1:36.598	2:02.365		4.570	21.714		272.7	23:24	1:24:45.971	
17	1	7:33.793	3:50.853	1:41.997	2:00.943	4.027		24.183	7.264	259.6	23:32	1:32:19.764	
18	1	4:15.953	40.675	1:38.512	1:56.766	3.894	4.619	22.302	6.778	270.7	23:36	1:36:35.717	
19	1	4:14.687	40.605	1:37.810	1:56.272	3.847	4.561	22.231	6.881	272.7	23:40	1:40:50.404	
20	1	4:20.649	40.396	1:41.572	1:58.681	3.984	4.548	22.677	6.856	272.0	23:45	1:45:11.053	

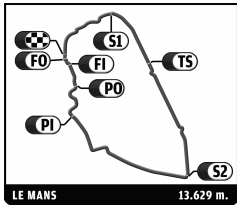
66		JMW Motorsport	Xavier Maassen										Ferrari 458 Italia
		Rob Bell											LM GTE Pro
		Tim Sugden											
1	1	33:24.034	...	1:59.598	2:09.413	3.902		25.372	7.553	184.0	22:33	33:24.034	
2	1	4:23.885 B	40.228	1:38.061	2:05.596		4.514	22.428		260.2	22:37	37:47.919	
3	1	27:23.238	7:32.370	1:40.065	...	3.951		22.351	7.717	239.5	23:05	1:05:11.157	
4	1	4:08.997	38.715	1:35.670	1:54.612	3.729	4.521	22.193	6.726	280.5	23:09	1:09:20.154	
5	1	4:06.884	38.361	1:35.037	1:53.486	3.777	4.446	21.261	7.131	279.1	23:13	1:13:27.038	
6	1	4:21.165 B	39.242	1:36.405	2:05.518		4.455	24.044		278.4	23:17	1:17:48.203	
7	1	6:05.629	2:36.563	1:36.668	1:52.398	3.623		21.137	6.402	271.4	23:23	1:23:53.832	
8	1	4:15.677 B	38.550	1:34.618	2:02.509		4.400	20.928		279.8	23:28	1:28:09.509	
9	3	6:10.128	2:33.087	1:39.908	1:57.133	3.929		23.323	7.002	270.7	23:34	1:34:19.637	
10	3	4:12.533	39.868	1:36.831	1:55.834	3.868	4.525	22.316	7.026	282.0	23:38	1:38:32.170	
11	3	4:18.722 B	39.294	1:36.908	2:02.520		4.496	22.271		281.2	23:42	1:42:50.892	
12	2	6:43.549	2:19.746	1:47.307	2:36.496	3.959		29.249	7.855	236.8	23:49	1:49:34.441	
13	2	4:26.988	42.224	1:41.790	2:02.974	4.032	4.510	24.782	7.515	256.5	23:54	1:54:01.429	

68		Robertson Racing LLC	David Murry										Ford GT-Doran
		David Robertson											LM GTE Am
		Andrea Robertson											
1	2	7:34.023 B	3:10.053	1:54.793	2:29.177			29.179		226.4	22:07	7:34.023	

70		Larbre Competition	Jean-Philippe Belloc										Porsche 911 RSR (997)
		Christophe Bourret											LM GTE Am
		Pascal Gibon											



24 HEURES DU MANS 2011



24 HEURES DU MANS

ILMC

Qualifying 1

Sector Analysis

Lap	D	Time	Sector 1	Sector 2	Sector 3	T6	T7	Porsche	Ford	T. Spd	Hour	Elapsed
1	3	4:46.546	1:07.599	1:42.216	1:56.731	3.822		23.255	6.928	231.8	22:04	4:46.546
2	3	4:18.885B	39.152	1:34.644	2:05.089		4.448	24.605		285.7	22:09	9:05.431
3	3	5:41.033	2:01.110	1:37.902	2:02.021	3.777		25.628	7.023	221.3	22:14	14:46.464
4	3	4:12.345	38.910	1:34.455	1:58.980	3.797	4.434	26.065	7.037	285.0	22:18	18:58.809
5	3	4:04.970	38.602	1:34.559	1:51.809	3.756	4.438	21.358	6.548	285.0	22:23	23:03.779
6	3	4:03.918	38.225	1:34.151	1:51.542	3.722	4.422	21.211	6.469	285.0	22:27	27:07.697
7	3	4:26.710B	40.322	1:37.814	2:08.574		4.401	24.399		279.8	22:31	31:34.407
8	2	7:45.872	3:59.050	1:41.067	2:05.755	4.289		26.174	7.721	241.6	22:39	39:20.279
9	2	4:21.892	41.307	1:38.947	2:01.638	4.132	4.675	24.458	7.688	277.6	22:43	43:42.171
10	2	4:20.904	40.998	1:38.456	2:01.450	4.268	4.676	24.581	7.701	277.6	22:48	48:03.075
11	2	4:26.716	41.809	1:42.843	2:02.064	4.433	4.643	24.645	7.656	272.7	22:52	52:29.791
12	2	5:07.514B	41.468	1:47.760	2:38.286		4.701	28.206		237.9	22:57	57:37.305
13	1	9:32.510	5:32.425	1:54.592	2:05.493	4.190		25.999	7.856	251.2	23:07	1:07:09.815
14	1	4:26.942	43.285	1:39.686	2:03.971	4.094	4.606	25.081	7.642	254.7	23:11	1:11:36.757
15	1	4:33.543	41.744	1:41.235	2:10.564	4.189	4.570	26.331	7.787	265.4	23:16	1:16:10.300
16	1	4:44.928B	45.160	1:43.324	2:16.444		4.602	26.671		224.1	23:20	1:20:55.228
17	1	5:28.352	1:48.587	1:40.128	1:59.637	4.121		24.311	7.354	246.6	23:26	1:26:23.580
18	1	4:14.056	40.363	1:36.331	1:57.362	3.942	4.566	23.270	7.039	282.7	23:30	1:30:37.636
19	1	4:26.098B	41.522	1:36.875	2:07.701		4.506	26.444		283.5	23:35	1:35:03.734
20	2	5:50.072	2:13.282	1:38.602	1:58.188	4.047		23.519	7.146	272.0	23:40	1:40:53.806
21	2	4:14.340	40.007	1:36.334	1:57.999	4.294	4.530	23.302	7.134	267.3	23:45	1:45:08.146
22	2	4:50.113B	42.289	1:39.045	2:28.779		4.605	27.684		268.0	23:49	1:49:58.259
23	3	6:40.882	2:46.489	1:41.398	2:12.995	4.015		28.825	7.539	248.8	23:56	1:56:39.141

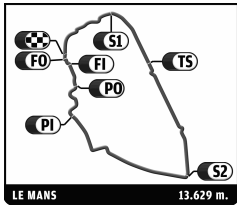
Personal Best Session Best B Crossing the finish line in pit lane

71	AF Corse	Rui Aguas	Ferrari 458 Italia									
	Robert Kauffman		LM GTE Pro									
	Michael Waltrip											
1	3	7:10.222	3:25.873	1:45.273	1:59.076	4.059		23.238	7.151	270.0	22:07	7:10.222
2	3	4:10.822	39.465	1:36.147	1:55.210	3.908	4.563	23.087	6.857	279.1	22:11	11:21.044
3	3	4:21.947B	39.429	1:36.042	2:06.476		4.508	22.562		278.4	22:15	15:42.991
4	3	10:12.253	6:39.093	1:36.779	1:56.381	3.997		22.729	7.191	275.5	22:25	25:55.244
5	3	4:08.213	38.696	1:35.865	1:53.652	3.925	4.534	21.761	6.863	277.6	22:30	30:03.457
6	3	4:08.387	38.736	1:35.521	1:54.130	3.935	4.502	21.575	6.941	282.0	22:34	34:11.844
7	3	4:25.882B	40.768	1:37.445	2:07.669		4.501	22.890		280.5	22:38	38:37.726
8	2	14:16.271	9:57.127	1:55.215	2:23.929	4.641		30.699	9.485	204.9	22:52	52:53.997
9	2	5:26.432B	46.795	2:06.770	2:32.867		4.783	30.097		142.7	22:58	58:20.429
10	2	10:01.381	5:54.824	1:52.323	2:14.234	4.640		27.759	8.644	248.8	23:08	1:08:21.810
11	2	4:40.003	46.678	1:43.744	2:09.581	4.579	4.767	27.047	8.504	279.1	23:13	1:13:01.813
12	2	4:43.846	45.303	1:45.159	2:13.384	4.721	4.738	27.766	8.692	279.1	23:17	1:17:45.659
13	2	4:37.323	45.253	1:43.117	2:08.953	4.476	5.123	26.758	8.551	279.8	23:22	1:22:22.982
14	2	4:42.014	46.666	1:44.650	2:10.698	4.655	4.708	27.173	8.380	280.5	23:27	1:27:04.996
15	2	4:32.002	44.684	1:41.535	2:05.783	4.412	4.759	25.987	8.039	279.1	23:31	1:31:36.998
16	2	4:47.257B	43.579	1:42.627	2:21.051		4.677	27.419		279.1	23:36	1:36:24.255
17	2	7:15.191	3:22.537	1:45.403	2:07.251	4.654		28.638	7.350	183.7	23:43	1:43:39.446
18	2	4:55.426	45.777	1:40.676	2:28.973	4.497	4.760	31.547	8.632	277.6	23:48	1:48:34.872
19	2	4:31.760	44.215	1:40.369	2:07.176	4.554	4.688	27.583	9.004	264.7	23:53	1:53:06.632
20	2	4:22.843	42.778	1:39.038	2:01.027	4.212	4.716	24.861	7.398	231.8	23:57	1:57:29.475

73	Corvette Racing	Olivier Beretta	Chevrolet Corvette C6 ZR1									
	Antonio Garcia		LM GTE Pro									
	Tommy Milner											
1	3	4:33.655	1:04.629	1:36.151	1:52.875	3.697		21.960	6.450	266.0	22:04	4:33.655
2	3	3:59.633	37.793	1:32.912	1:48.928	3.762	4.391	20.477	6.133	283.5	22:08	8:33.288
3	3	4:03.281	37.577	1:33.571	1:52.133	3.768	4.399	22.368	6.399	284.2	22:12	12:36.569
4	3	4:15.949B	40.107	1:35.165	2:00.677		4.391	22.358		282.7	22:16	16:52.518
5	3	7:48.312	4:18.265	1:35.848	1:54.199	3.780		22.181	6.753	257.8	22:24	24:40.830
6	3	4:13.734B	38.176	1:33.194	2:02.364		4.396	21.915		285.7	22:28	28:54.564
7	2	7:27.506	3:55.199	1:38.236	1:54.071	3.824		21.849	6.769	240.0	22:36	36:22.070
8	2	4:06.167	38.468	1:34.599	1:53.100	3.828	4.426	21.817	6.644	283.5	22:40	40:28.237



24 HEURES DU MANS 2011



24 HEURES DU MANS

ILMC

Qualifying 1

Sector Analysis

■ Personal Best ■ Session Best ■ Crossing the finish line in pit lane

Lap	D	Time	Sector 1	Sector 2	Sector 3	T6	T7	Porsche	Ford	T. Spd	Hour	Elapsed
9	2	4:14.954B	38.514	1:34.333	2:02.107		4.465	21.980		282.7	22:44	44:43.191
10	2	5:48.562	2:18.147	1:35.186	1:55.229	3.805		22.113	7.207	282.7	22:50	50:31.753
11	2	4:28.804B	39.283	1:35.572	2:13.949		4.419	23.887		280.5	22:55	55:00.557
12	2	10:00.468	6:27.657	1:36.262	1:56.549	3.852		23.550	7.477	255.9	23:05	1:05:01.025
13	2	4:20.346B	38.263	1:39.075	2:03.008		4.444	22.426		283.5	23:09	1:09:21.371
14	1	6:51.115	3:20.424	1:36.369	1:54.322	3.795		21.890	6.966	276.2	23:16	1:16:12.486
15	1	4:05.901	38.964	1:34.443	1:52.494	3.778		21.640	6.797	284.2	23:20	1:20:18.387
16	1	4:13.556B	38.799	1:34.558	2:00.199		4.400	21.492		284.2	23:24	1:24:31.943
17	1	10:21.922	6:51.946	1:35.977	1:53.999	3.795		22.762	6.874	283.5	23:34	1:34:53.865
18	1	4:07.826	40.711	1:35.369	1:51.746	3.819		21.316	6.606	282.7	23:39	1:39:01.691
19	1	4:04.966	39.117	1:33.707	1:52.142	3.796		21.628	6.770	284.2	23:43	1:43:06.657
20	1	4:13.165B	38.449	1:33.966	2:00.750		4.383	21.716		284.2	23:47	1:47:19.822
21	1	6:41.776	3:05.295	1:35.571	2:00.910	3.814		26.028	7.439	248.8	23:54	1:54:01.598
22	1	4:06.998	38.660	1:34.167	1:54.171	3.765		22.590	6.587	281.2	23:58	1:58:08.596

74

Corvette Racing
Oliver Gavin
Jan Magnussen

Richard Westbrook

Chevrolet Corvette C6 ZR1
LM GTE Pro

1	2	5:34.580	2:04.297	1:38.176	1:52.107	3.723		21.389	6.592	262.8	22:05	5:34.580
2	2	3:59.519	37.543	1:32.914	1:49.062	3.708	4.399	20.401	6.397	283.5	22:09	9:34.099
3	2	4:00.196	37.565	1:32.908	1:49.723	3.696	4.373	20.709	6.584	279.1	22:13	13:34.295
4	2	4:11.489B	38.081	1:33.941	1:59.467		4.380	21.941		282.7	22:17	17:45.784
5	2	9:56.759	6:29.291	1:34.860	1:52.608	3.774		21.875	6.613	281.2	22:27	27:42.543
6	2	4:05.082	38.480	1:34.169	1:52.433	3.777	4.419	21.788	6.733	281.2	22:31	31:47.625
7	2	4:07.292	38.315	1:35.055	1:53.922	3.884	4.410	22.293	6.786	284.2	22:35	35:54.917
8	2	4:14.695B	39.100	1:34.864	2:00.731		4.450	22.404		287.2	22:40	40:09.612
9	3	6:32.424	3:01.903	1:37.792	1:52.729	3.748		22.037	6.511	256.5	22:46	46:42.036
10	3	4:07.027	38.944	1:34.286	1:53.797	3.732	4.406	22.523	6.901	277.6	22:50	50:49.063
11	3	4:34.002B	38.818	1:37.470	2:17.714		4.398	25.589		285.7	22:55	55:23.065
12	3	10:14.887	6:44.831	1:36.010	1:54.046	3.713		21.857	6.472	282.7	23:05	1:05:37.952
13	3	4:06.317	38.628	1:35.111	1:52.578	3.724	4.407	21.583	6.608	278.4	23:09	1:09:44.269
14	3	4:06.383	38.349	1:35.005	1:53.029	3.734	4.402	21.501	6.495	281.2	23:13	1:13:50.652
15	1	13:03.555	38.565	1:35.163	...	3.782	4.410	21.830	6.575	283.5	23:26	1:26:54.207
16	1	4:03.231	38.123	1:34.185	1:50.923	3.681	4.438	20.941	6.558	288.8	23:30	1:30:57.438
17	1	4:02.879	37.983	1:33.203	1:51.693	3.669	4.399	20.909	6.418	286.5	23:35	1:35:00.317
18	1	4:10.679B	38.217	1:33.688	1:58.774		4.380	20.903		291.9	23:39	1:39:10.996
19	1	10:45.542	7:07.651	1:37.566	2:00.325	3.817		26.009	6.688	284.2	23:49	1:49:56.538
20	1	4:07.323	38.309	1:34.556	1:54.458	3.849	4.448	22.603	7.313	278.4	23:54	1:54:03.861
21	1	4:07.199	39.753	1:33.940	1:53.506	3.777	4.400	21.677	8.489	278.4	23:58	1:58:11.060

75

Prospeed Competition
Marc Goossens
Marco Holzer

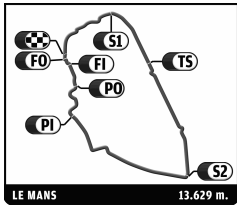
Jaap Van Lagen

Porsche 911 RSR (997)
LM GTE Pro

1	2	4:33.233B	53.976	1:36.981	2:02.276			22.493		266.7	22:04	4:33.233
2	2	5:19.211	1:47.940	1:38.704	1:52.567	3.802		21.404	6.554	250.0	22:09	9:52.444
3	2	4:00.526	38.094	1:32.900	1:49.532	3.769	4.415	20.470	6.444	285.7	22:13	13:52.970
4	2	3:59.962	38.012	1:33.040	1:48.910	3.666	4.409	20.476	6.399	284.2	22:17	17:52.932
5	2	4:00.960	37.812	1:33.009	1:50.139	4.057	4.370	20.643	6.386	284.2	22:21	21:53.892
6	2	4:18.953B	39.739	1:35.425	2:03.789		4.515	22.466		278.4	22:26	26:12.845
7	3	7:40.484	4:00.703	1:40.783	1:58.998	3.874		23.170	7.450	259.6	22:33	33:53.329
8	3	4:23.531	47.587	1:37.190	1:58.754	3.822	4.461	24.653	7.099	251.7	22:38	38:16.860
9	3	4:08.852	39.200	1:35.187	1:54.465	3.858	4.434	22.375	6.839	286.5	22:42	42:25.712
10	3	4:08.773	39.306	1:35.375	1:54.092	3.807	4.444	22.323	6.940	285.7	22:46	46:34.485
11	3	4:11.723	39.220	1:35.117	1:57.386	3.845	4.432	23.762	7.809	285.0	22:50	50:46.208
12	3	4:24.974B	40.040	1:35.150	2:09.784		4.433	25.205		287.2	22:55	55:11.182
13	3	15:32.750	...	1:40.871	1:58.370	3.993		24.122	7.369	282.7	23:10	1:10:43.932
14	3	4:08.194	39.362	1:34.677	1:54.155	3.740	4.490	22.608	6.814	285.7	23:14	1:14:52.126
15	3	4:08.205	39.453	1:35.022	1:53.730	3.834	4.398	22.550	6.789	285.7	23:19	1:19:00.331
16	3	4:09.148	38.708	1:34.990	1:55.450	3.789	4.428	23.125	7.144	283.5	23:23	1:23:09.479



24 HEURES DU MANS 2011



24 HEURES DU MANS

ILMC
Qualifying 1

Sector Analysis

■ Personal Best ■ Session Best B Crossing the finish line in pit lane

Lap	D	Time	Sector 1	Sector 2	Sector 3	T6	T7	Porsche	Ford	T. Spd	Hour	Elapsed
17	3	4:08.898	38.945	1:34.234	1:55.719	3.832	4.410	22.426	6.893	283.5	23:27	1:27:18.377
18	2	11:22.560B	39.103	1:34.951	9:08.506		4.426	22.069		284.2	23:38	1:38:40.937
19	2	7:12.493	3:37.036	1:36.089	1:59.368	3.751		24.598	6.880	241.1	23:45	1:45:53.430
20	2	4:08.048	38.006	1:33.608	1:56.434	3.785	4.402	24.185	7.249	284.2	23:50	1:50:01.478
21	2	4:02.560	38.038	1:33.024	1:51.498	3.771	4.408	21.101	7.268	286.5	23:54	1:54:04.038
22	2	4:30.635	43.488	1:43.512	2:03.635	3.714	4.451	22.837	6.803	198.2	23:58	1:58:34.673

77 Team Felbermayr-Proton Porsche 911 RSR (997)
 Marc Lieb Wolf Henzler LM GTE Pro
 Richard Lietz

1	1	4:57.735	1:15.960	1:45.366	1:56.409	3.658		22.695	6.661	199.3	22:04	4:57.735
2	1	4:00.006	37.896	1:32.867	1:49.243	3.679	4.374	20.838	6.273	291.1	22:08	8:57.741
3	1	3:59.998	37.728	1:32.551	1:49.719	3.723	4.367	21.008	6.334	291.9	22:12	12:57.739
4	1	4:00.179	37.790	1:32.873	1:49.516	3.716	4.382	20.847	6.500	291.1	22:16	16:57.918
5	1	4:12.705B	38.595	1:34.669	1:59.441		4.388	21.786		285.7	22:21	21:10.623
6	2	8:41.545	5:07.185	1:37.817	1:56.543	3.762		23.257	7.202	282.0	22:29	29:52.168
7	2	4:15.875	40.975	1:36.398	1:58.502	3.737	4.423	22.011	7.587	285.0	22:34	34:08.043
8	2	4:07.327	38.170	1:33.440	1:55.717	3.745	4.411	23.832	6.825	288.0	22:38	38:15.370
9	2	4:06.967	37.946	1:33.285	1:55.736	3.742	4.407	23.540	6.710	287.2	22:42	42:22.337
10	2	4:27.733B	42.070	1:39.913	2:05.750		4.410	22.953		256.5	22:46	46:50.070
11	3	18:12.392	...	1:38.779	1:56.348	3.733		24.178	6.795	252.3	23:05	1:05:02.462
12	3	4:07.867	39.595	1:35.763	1:52.509	3.711	4.401	21.560	6.656	274.8	23:09	1:09:10.329
13	3	4:05.032	38.429	1:34.101	1:52.502	3.732	4.397	21.811	6.517	287.2	23:13	1:13:15.361
14	3	4:03.006	38.044	1:33.683	1:51.279	3.757	4.399	21.199	6.611	288.8	23:17	1:17:18.367
15	3	4:15.794B	38.663	1:34.358	2:02.773		4.406	22.757		285.7	23:21	1:21:34.161
16	3	10:50.113	7:21.539	1:35.004	1:53.570	3.810		22.165	6.726	285.0	23:32	1:32:24.274
17	3	4:04.580	38.399	1:34.575	1:51.606	3.825	4.436	21.282	6.528	288.0	23:36	1:36:28.854
18	3	4:03.398	38.287	1:34.255	1:50.856	3.695	4.435	20.986	6.458	284.2	23:40	1:40:32.252

79 Jota Aston Martin Vantage
 Simon Dolan Chris Buncombe LM GTE Pro
 Sam Hancock

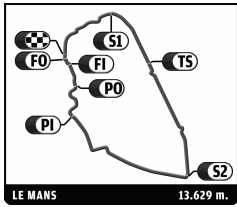
1	2	4:41.866B	1:03.284	1:36.747	2:01.835			22.634		250.6	22:04	4:41.866
2	2	5:53.625	2:21.220	1:37.865	1:54.540	3.660		21.811	6.753	260.2	22:10	10:35.491
3	2	4:02.731	38.160	1:34.136	1:50.435	3.625	4.351	20.874	6.257	279.1	22:14	14:38.222
4	2	4:03.713	37.909	1:33.824	1:51.980	3.649	4.342	21.841	6.454	276.9	22:18	18:41.935
5	2	4:00.747	37.530	1:33.864	1:49.353	3.630	4.352	20.426	6.068	274.8	22:22	22:42.682
6	2	4:13.483	38.086	1:36.968	1:58.429	3.724	4.341	23.748	6.643	276.9	22:26	26:56.165
7	2	4:02.545	38.132	1:33.991	1:50.422	4.356	4.361	20.446	6.205	275.5	22:30	30:58.710
8	2	4:19.488B	39.748	1:36.145	2:03.595		4.684	21.753		275.5	22:35	35:18.198
9	1	6:16.589	2:41.931	1:38.521	1:56.137	3.915		22.540	7.002	273.4	22:41	41:34.787
10	1	4:11.761	40.345	1:36.104	1:55.312	3.976	4.459	22.080	6.803	273.4	22:45	45:46.548
11	1	4:09.993	39.125	1:36.197	1:54.671	3.981	4.468	21.560	6.872	276.2	22:49	49:56.541
12	1	4:30.404B	39.824	1:35.297	2:15.283		4.474	23.338		277.6	22:54	54:26.945
13	3	10:34.277	6:51.594	1:40.776	2:01.907	4.171		24.199	7.562	268.7	23:05	1:05:01.222
14	3	4:20.852	40.596	1:37.176	2:03.080	3.910	4.518	24.878	7.469	275.5	23:09	1:09:22.074
15	3	4:10.974	39.864	1:35.581	1:55.529	3.885	4.427	22.539	6.989	279.1	23:13	1:13:33.048
16	3	4:12.345	39.133	1:35.761	1:57.451	4.087	4.426	22.466	7.475	276.9	23:17	1:17:45.393
17	3	4:30.042B	43.378	1:38.400	2:08.264		4.479	23.447		254.7	23:22	1:22:15.435

80 Flying Lizard Motorsports Porsche 911 RSR (997)
 Jörg Bergmeister Lucas Luhr LM GTE Pro
 Patrick Long

1	1	20:05.824	...	1:37.287	2:01.474	3.664		26.888	6.416	229.3	22:20	20:05.824
2	1	4:01.634	37.761	1:33.309	1:50.564	3.750	4.378	21.541	6.260	286.5	22:24	24:07.458
3	1	4:01.480	37.823	1:33.268	1:50.389	3.720	4.410	21.106	6.279	285.7	22:28	28:08.938
4	1	4:15.448B	38.510	1:34.144	2:02.794		4.391	22.129		287.2	22:32	32:24.386
5	3	25:13.900B	...	1:47.682	2:33.918			27.135		279.8	22:57	57:38.286
6	3	8:07.070	4:28.806	1:37.641	2:00.623	3.834		25.887	7.683	280.5	23:05	1:05:45.356



24 HEURES DU MANS 2011



24 HEURES DU MANS

ILMC Qualifying 1

Sector Analysis

Lap	D	Time	Sector 1	Sector 2	Sector 3	T6	T7	Porsche	Ford	T. Spd	Hour	Elapsed
7	3	4:26.037 B	40.249	1:35.017	2:10.771		4.437	24.759		285.7	23:10	1:10:11.393
8	3	12:21.556	8:49.157	1:38.121	1:54.278	3.822		22.339	7.001	231.8	23:22	1:22:32.949
9	3	4:09.216	38.838	1:36.832	1:53.546	3.829	4.444	21.941	6.991	288.8	23:26	1:26:42.165
10	3	4:14.927 B	39.180	1:35.003	2:00.744		4.441	22.065		287.2	23:30	1:30:57.092
11	2	8:25.172	4:49.584	1:37.870	1:57.718	4.063		24.077	7.164	255.9	23:39	1:39:22.264
12	2	4:11.559	40.266	1:35.314	1:55.979	3.748	4.526	24.320	6.667	282.7	23:43	1:43:33.823
13	2	4:11.535	39.014	1:34.799	1:57.722	3.930	4.395	23.813	6.978	284.2	23:47	1:47:45.358
14	2	4:20.196 B	39.789	1:35.187	2:05.220		4.461	25.635		284.2	23:52	1:52:05.554

■ Personal Best ■ Session Best B Crossing the finish line in pit lane

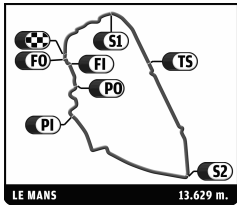
81		Flying Lizard Motorsports Seth Neiman Darren Law		Spencer Pumpelly						Porsche 911 RSR (997) LM GTE Am		
1	2	11:42.919 B	7:27.534	1:41.112	2:34.273			29.521		270.7	22:11	11:42.919
2	2	11:54.201	8:19.540	1:37.743	1:56.918	3.924		22.549	7.082	272.0	22:23	23:37.120
3	2	4:10.145	41.250	1:35.110	1:53.785	3.866	4.528	21.994	6.708	285.0	22:27	27:47.265
4	2	4:28.341 B	40.839	1:37.400	2:10.102		4.493	24.394		262.1	22:32	32:15.606
5	1	6:29.765	2:44.336	1:41.916	2:03.513	4.131		24.681	7.944	268.0	22:38	38:45.371
6	1	4:26.618	43.216	1:41.470	2:01.932	4.173	4.753	25.083	7.866	249.4	22:43	43:11.989
7	1	4:32.102 B	41.891	1:39.606	2:10.605		4.588	24.422		280.5	22:47	47:44.091
8	3	7:20.081 B	3:30.951	1:38.025	2:11.105			24.191		283.5	22:55	55:04.172
9	3	11:01.857	7:27.191	1:36.743	1:57.923	3.825		23.086	7.855	280.5	23:06	1:06:06.029
10	3	4:09.988	39.274	1:35.273	1:55.441	3.893	4.485	22.131	7.475	285.7	23:10	1:10:16.017
11	3	4:10.725	38.806	1:34.799	1:57.120	3.786	4.500	23.225	7.471	286.5	23:14	1:14:26.742
12	3	4:09.168	38.758	1:35.420	1:54.990	3.792	4.460	22.205	7.008	286.5	23:18	1:18:35.910
13	3	4:06.490	38.570	1:34.556	1:53.364	3.820	4.456	21.784	6.673	285.7	23:22	1:22:42.400
14	3	4:13.515	38.884	1:36.284	1:58.347	3.795	4.466	22.533	7.281	285.7	23:26	1:26:55.915
15	3	4:05.290	38.557	1:34.152	1:52.581	3.752	4.446	21.657	6.641	288.0	23:31	1:31:01.205
16	3	4:07.989	38.483	1:34.092	1:55.414	3.766	4.425	23.846	6.880	288.0	23:35	1:35:09.194
17	3	4:07.378	38.489	1:34.338	1:54.551	3.785	4.436	23.009	6.725	287.2	23:39	1:39:16.572
18	3	4:08.064	39.587	1:35.307	1:53.170	3.785	4.433	21.759	6.705	288.0	23:43	1:43:24.636
19	3	4:04.747	38.375	1:34.018	1:52.354	3.725	4.434	21.627	6.638	285.0	23:47	1:47:29.383
20	3	4:09.637	38.347	1:34.161	1:57.129	3.847	4.404	24.340	6.923	285.0	23:51	1:51:39.020
21	3	4:19.368 B	39.232	1:34.801	2:05.335		4.455	24.024		287.2	23:55	1:55:58.388

83		JMB Racing Manuel Rodrigues Jean-Marc Menahem		Nicolas Marroc						Ferrari F430 LM GTE Am		
1	1	8:10.271	4:14.693	1:44.739	2:10.839	4.282		26.829	8.777	235.8	22:08	8:10.271
2	1	4:32.659	44.324	1:41.886	2:06.449	4.226	4.609	26.287	8.303	269.3	22:12	12:42.930
3	1	4:56.127 B	42.791	1:45.590	2:27.746		4.576	31.700		286.5	22:17	17:39.057
4	1	7:09.255	3:25.184	1:39.582	2:04.489	4.247		24.615	8.094	276.2	22:24	24:48.312
5	1	4:23.929	41.608	1:39.292	2:03.029	4.177	4.572	26.659	7.687	277.6	22:29	29:12.241
6	1	4:18.146	41.532	1:37.056	1:59.558	4.032	4.566	24.390	7.428	278.4	22:33	33:30.387
7	1	4:20.174	40.611	1:37.533	2:02.030	4.249	4.526	24.894	7.305	282.0	22:37	37:50.561
8	1	4:40.273 B	42.157	1:41.895	2:16.221		4.598	25.673		262.1	22:42	42:30.834
9	3	9:06.926 B	3:20.462	1:43.775	4:02.689			55.642		191.8	22:51	51:37.760
10	3	43:06.490	...	1:41.559	1:59.312	3.881		23.395	7.284	217.7	23:34	1:34:44.250
11	3	4:11.606	39.680	1:36.378	1:55.548	3.769	4.479	22.194	6.940	283.5	23:38	1:38:55.856
12	3	4:10.335	39.512	1:36.031	1:54.792	3.798	4.435	22.196	6.722	281.2	23:43	1:43:06.191

88		Team Felbermayr-Proton Bryce Miller Nick Tandy		Abdulaziz Al-Faisal						Porsche 911 RSR (997) LM GTE Pro		
1	2	18:11.307	...	1:37.057	1:58.071	3.829		23.431	7.368	283.5	22:18	18:11.307
2	2	4:04.107	38.192	1:33.981	1:51.934	3.796	4.453	21.272	7.019	282.0	22:22	22:15.414
3	2	4:02.049	37.943	1:33.617	1:50.489	3.806	4.431	20.910	6.505	285.7	22:26	26:17.463
4	2	4:02.230	37.847	1:32.958	1:51.425	3.868	4.432	20.995	7.412	285.7	22:30	30:19.693
5	2	4:08.064	39.009	1:36.409	1:52.646	3.831	4.451	21.887	7.099	264.7	22:34	34:27.757
6	2	4:15.709 B	38.209	1:34.323	2:03.177		4.441	22.009		286.5	22:38	38:43.466



24 HEURES DU MANS 2011



24 HEURES DU MANS

ILMC

Qualifying 1

Sector Analysis

■ Personal Best ■ Session Best B Crossing the finish line in pit lane

Lap	D	Time	Sector 1	Sector 2	Sector 3	T6	T7	Porsche	Ford	T. Spd	Hour	Elapsed
7	3	8:28.786	4:52.620	1:36.945	1:59.221	3.954		22.763	7.949	282.0	22:47	47:12.252
8	3	4:11.300	39.748	1:35.638	1:55.914	3.862	4.515	22.090	7.197	281.2	22:51	51:23.552
9	3	4:45.646 B	39.141	1:35.591	2:30.914		4.477	28.200		283.5	22:56	56:09.198
10	3	9:03.261	5:29.692	1:35.960	1:57.609	3.868		22.993	7.587	282.7	23:05	1:05:12.459
11	3	4:10.203	40.551	1:35.142	1:54.510	3.883	4.462	22.256	7.034	286.5	23:09	1:09:22.662
12	3	4:13.993	39.635	1:35.745	1:58.613	3.819	4.467	22.616	8.387	279.8	23:13	1:13:36.655
13	3	4:09.201	39.328	1:35.406	1:54.467	3.812	4.458	22.188	7.154	284.2	23:17	1:17:45.856
14	3	4:21.222 B	40.502	1:35.340	2:05.380		4.445	22.793		282.0	23:22	1:22:07.078
15	1	17:14.502	...	1:40.738	2:00.854	3.858		23.972	7.613	244.9	23:39	1:39:21.580
16	1	4:14.610	40.524	1:36.561	1:57.525	3.891	4.486	24.107	6.857	271.4	23:43	1:43:36.190

89

Hankook-Team Farnbacher

Dominik Farnbacher

Leh Keen

Allan Simonsen

Ferrari 458 Italia

LM GTE Pro

1	2	4:56.412	1:21.526	1:38.047	1:56.839	3.688		22.908	6.712	254.1	22:04	4:56.412
2	2	4:00.260	37.653	1:33.051	1:49.556	3.635	4.391	20.641	6.302	287.2	22:08	8:56.672
3	2	4:00.424	37.486	1:33.070	1:49.868	3.689	4.363	20.810	6.237	287.2	22:12	12:57.096
4	1	13:15.847	38.158	1:35.281	...	3.715	4.361	21.396	6.712	268.7	22:26	26:12.943
5	1	4:03.823	38.131	1:33.763	1:51.929	3.709	4.423	21.344	6.522	283.5	22:30	30:16.766
6	1	4:14.725 B	38.041	1:34.301	2:02.383		4.407	21.354		283.5	22:34	34:31.491
7	1	8:05.488	4:36.503	1:36.583	1:52.402	3.673		21.536	6.674	282.0	22:42	42:36.979
8	1	4:03.453	38.107	1:33.689	1:51.657	3.690	4.398	21.983	6.507	285.0	22:46	46:40.432
9	1	4:05.902	37.739	1:33.368	1:54.795	3.732	4.397	22.027	7.307	286.5	22:50	50:46.334
10	1	4:20.178 B	38.548	1:34.201	2:07.429		4.402	22.327		283.5	22:55	55:06.512
11	1	9:54.717	6:22.421	1:36.673	1:55.623	3.695		23.399	7.397	261.5	23:05	1:05:01.229
12	1	4:03.910	38.401	1:34.315	1:51.194	3.704	4.435	20.762	6.364	289.5	23:09	1:09:05.139
13	1	4:04.958	38.440	1:34.525	1:51.993	3.672	4.442	20.886	6.554	283.5	23:13	1:13:10.097
14	1	4:04.378	38.454	1:34.343	1:51.581	3.719	4.419	21.117	6.446	286.5	23:17	1:17:14.475
15	1	4:06.245	39.315	1:34.081	1:52.849	3.706	4.441	21.149	6.504	286.5	23:21	1:21:20.720
16	1	4:05.929	38.811	1:35.246	1:51.872	3.726	4.435	21.261	6.513	282.7	23:25	1:25:26.649
17	1	4:04.967	38.484	1:34.599	1:51.884	3.800	4.438	21.243	6.561	285.0	23:29	1:29:31.616
18	1	4:07.017	38.402	1:35.588	1:53.027	3.805	4.464	21.503	6.638	286.5	23:33	1:33:38.633
19	1	4:07.214	38.606	1:34.570	1:54.038	3.812	4.455	22.486	6.634	285.0	23:37	1:37:45.847
20	1	4:13.623 B	39.137	1:34.835	1:59.651		4.455	21.488		285.0	23:41	1:41:59.470
21	3	8:22.988	4:40.396	1:37.209	2:05.383	3.846		30.024	7.029	279.8	23:50	1:50:22.458
22	3	4:13.804	39.331	1:36.206	1:58.267	3.846	4.463	26.073	6.830	282.7	23:54	1:54:36.262
23	3	4:10.358	38.832	1:35.347	1:56.179	3.809	4.455	23.218	7.133	282.7	23:58	1:58:46.620

Session Time

Session Time

Session Time

Session Time

Session Time

Session Time

Track Status:

