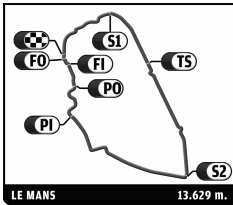




# 24 HEURES DU MANS

## 16-17 JUN 2012



### 24 HEURES DU MANS

#### TEST DAY

#### Test Practice 1

#### Hour 4 Classification

Nr.	Team	Drivers	Car	Cl	Ty	Time	Lap	Total	Gap	Kph
1	3 AUDI SPORT TEAM JOEST	R. Dumas / L. Duval / M. Gené	Audi R18 Ultra	LMP1	M	<b>3:27.732</b>	51	52	-	<b>236.2</b>
2	2 AUDI SPORT TEAM JOEST	R. Capello / T. Kristensen / A. McNish	Audi R18 e-tron quattro	LMP1	M	<b>3:28.084</b>	31	32	+0.352	<b>235.8</b>
3	8 TOYOTA RACING	A. Davidson / S. Buemi / S. Sarrazin / K. Nakajima	Toyota TS 030 - Hybrid	LMP1	M	<b>3:28.298</b>	37	38	+0.566	<b>235.5</b>
4	1 AUDI SPORT TEAM JOEST	M. Fassler / A. Lotterer / B. Tréluyer	Audi R18 e-tron quattro	LMP1	M	<b>3:28.332</b>	40	44	+0.600	<b>235.5</b>
5	7 TOYOTA RACING	A. Wurz / N. Lapierre / K. Nakajima / S. Buemi	Toyota TS 030 - Hybrid	LMP1	M	<b>3:28.733</b>	44	44	+1.001	<b>235.1</b>
6	4 AUDI SPORT NORTH AMERICA	M. Bonanomi / O. Jarvis / M. Gené	Audi R18 Ultra	LMP1	M	<b>3:28.765</b>	50	51	+1.033	<b>235.0</b>
7	21 STRAKKA RACING	N. Leventis / D. Watts / J. Kane	HPD ARX 03a - Honda	LMP1	M	<b>3:34.243</b>	14	23	+6.511	<b>229.0</b>
8	12 REBELLION RACING	N. Prost / N. Jani / N. Heidfeld	Lola B12/60 Coupe - Toyota	LMP1	M	<b>3:36.876</b>	38	41	+9.144	<b>226.2</b>
9	17 PESCAROLO TEAM	N. Minassian / S. Ara	Dome - Judd	LMP1	M	<b>3:37.149</b>	27	44	+9.417	<b>225.9</b>
10	13 REBELLION RACING	A. Belicchi / H. Primat / J. Bleekemolen	Lola B12/60 Coupe - Toyota	LMP1	M	<b>3:39.017</b>	35	37	+11.285	<b>224.0</b>
11	22 JRM	D. Brubham / K. Chandhok / P. Dunmbrack	HPD ARX 03a - Honda	LMP1	M	<b>3:40.408</b>	14	14	+12.676	<b>222.6</b>
12	35 OAK RACING	D. Heinemeier Hansson / J. Nicolet / O. Pla	Morgan - Nissan	LMP2	D	<b>3:41.395</b>	31	40	+13.663	<b>221.6</b>
13	16 PESCAROLO TEAM	E. Collard / J. Boullion / S. Hall	Pescarolo 03 - Judd	LMP1	M	<b>3:41.615</b>	14	15	+13.883	<b>221.4</b>
14	38 JOTA	S. Dolan / S. Hancock / H. Kurosawa	Zytek Z11SN - Nissan	LMP2	D	<b>3:41.738</b>	43	44	+14.006	<b>221.3</b>
15	33 LEVEL 5 MOTORSPORTS	S. Tucker / C. Bouchut / L. Diaz	HPD ARX 03b - Honda	LMP2	D	<b>3:41.739</b>	30	32	+14.007	<b>221.3</b>
16	49 PECOM RACING	L. Perez-Companc / S. Ayari / P. Kaffer	Oreca 03 - Nissan	LMP2	D	<b>3:42.443</b>	29	44	+14.711	<b>220.6</b>
17	25 ADR-DELTA	J. Martin / J. Charouz / T. Graves	Oreca 03 - Nissan	LMP2	D	<b>3:42.731</b>	34	35	+14.999	<b>220.3</b>
18	23 SIGNATECH NISSAN	F. Maillieux / O. Lombard / J. Tresson	Oreca 03 - Nissan	LMP2	D	<b>3:43.298</b>	41	45	+15.566	<b>219.7</b>
19	24 OAK RACING	J. Nicolet / M. Lahaye / O. Pla	Morgan - Judd	LMP2	D	<b>3:43.333</b>	35	48	+15.601	<b>219.7</b>
20	44 STARWORKS MOTORSPORT	V. Potolichio / R. Dalziel / T. Kimber-Smith	HPD ARX 03b - Honda	LMP2	D	<b>3:43.672</b>	11	15	+15.940	<b>219.4</b>
21	46 THIRIET BY TDS RACING	M. Beche / P. Thiriet / C. Tinsseau	Oreca 03 - Nissan	LMP2	D	<b>3:44.422</b>	38	38	+16.690	<b>218.6</b>
22	19 SEBASTIEN LOEB RACING	N. Marroc / S. Loeb / J. Vernay	Oreca 03 - Nissan	LMP2	M	<b>3:44.538</b>	40	41	+16.806	<b>218.5</b>
23	48 MURPHY PROTOTYPES	J. Firth / W. Hughes / B. Hartley	Oreca 03 - Nissan	LMP2	D	<b>3:44.659</b>	27	35	+16.927	<b>218.4</b>
24	45 BOUTSEN GINION RACING	B. Briere / J. Petersen / S. Nakano	Oreca 03 - Nissan	LMP2	D	<b>3:45.401</b>	33	36	+17.669	<b>217.7</b>
25	26 SIGNATECH NISSAN	N. Panciaiti / P. Ragues / R. Rusinov	Oreca 03 - Nissan	LMP2	D	<b>3:45.518</b>	21	35	+17.786	<b>217.6</b>
26	30 STATUS GRAND PRIX	A. Sims / Y. Buurman / R. Iannetta	Lola - Judd	LMP2	D	<b>3:45.740</b>	12	28	+18.008	<b>217.3</b>
27	42 GREAVES MOTORSPORT	L. Ordoñez / M. Brundle / A. Brundle	Zytek Z11SN - Nissan	LMP2	D	<b>3:46.137</b>	30	31	+18.405	<b>217.0</b>
28	15 OAK RACING	G. Moreau / B. Baguette / D. Kraihamer	Oak Pescarolo - Judd	LMP1	D	<b>3:46.313</b>	14	19	+18.581	<b>216.8</b>
29	40 RACE PERFORMANCE	M. Frey / J. Hirschi / R. Meichtry	Oreca 03 - Judd	LMP2	D	<b>3:47.600</b>	24	26	+19.868	<b>215.6</b>
30	0 HIGHCROFT RACING	M. Franchitti / M. Krumm / S. Motoyama	Delta Wing Nissan	CDNT	M	<b>3:47.980</b>	27	31	+20.248	<b>215.2</b>
31	41 GREAVES MOTORSPORT	C. Zugel / R. Gonzalez / E. Julian	Zytek Z11SN - Nissan	LMP2	D	<b>3:48.881</b>	19	32	+21.149	<b>214.4</b>
32	95 LEVEL 5 MOTORSPORTS	S. Tucker / C. Bouchut / L. Diaz	HPD ARX 03b - Honda	LMP2	D	<b>3:49.167</b>	29	45	+21.435	<b>214.1</b>
33	29 GULF RACING MIDDLE EAST	J. Deletraz / K. Ihara / S. Quick	Lola B12/80 Coupe - Nissan	LMP2	D	<b>3:55.132</b>	24	24	+27.400	<b>208.7</b>
34	28 GULF RACING MIDDLE EAST	F. Giroix / S. Johansson / L. Badey	Lola B12/80 Coupe - Nissan	LMP2	D	<b>3:57.326</b>	8	14	+29.594	<b>206.7</b>
35	32 LOTUS	D. Arabian / J. Rossiter / K. Weeda	Lola B12/80 Coupe - Lotus	LMP2	D	<b>3:58.526</b>	3	3	+30.794	<b>205.7</b>
36	43 EXTREME LIMITE ARIC	P. Haezebrouck / P. Thirion / P. Papin	Norma MP 2000 - Judd	LMP2	D	<b>3:58.712</b>	21	22	+30.980	<b>205.5</b>
37	59 LUXURY RACING	F. Makowiecki / ...	Ferrari 458 Italia	LMGTE Pro	M	<b>3:58.869</b>	14	23	+31.137	<b>205.4</b>
38	51 AF CORSE	G. Fisichella / G. Bruni / T. Vilander	Ferrari 458 Italia	LMGTE Pro	M	<b>3:59.984</b>	27	32	+32.252	<b>204.4</b>
39	91 TEAM ORECA	H. Richard / D. Ende / S. Palette	Oreca FLM 09	LMPC	M	<b>3:59.995</b>	26	27	+32.263	<b>204.4</b>
40	97 ASTON MARTIN RACING	A. Fernandez / S. Mücke / D. Turner	Aston Martin Vantage V8	LMGTE Pro	M	<b>4:00.128</b>	6	31	+32.396	<b>204.3</b>
41	76 IMSA PERFORMANCE MATMUT	P. Pilot / B. Curtis / S. Edwards / K. Este	Porsche 911 RSR (997)	LMGTE Pro	M	<b>4:00.172</b>	42	43	+32.440	<b>204.3</b>
42	90 TEAM ORECA	F. Barthez / B. Bazaud / D. Caillon	Oreca FLM 09	LMPC	M	<b>4:00.382</b>	35	36	+32.650	<b>204.1</b>
43	73 CORVETTE RACING	J. Taylor / A. Garcia / J. Magnussen	Chevrolet Corvette C6-ZR1	LMGTE Pro	M	<b>4:00.441</b>	31	43	+32.709	<b>204.1</b>
44	77 TEAM FELBERMAYR-PROTON	M. Lieb / R. Lietz	Porsche 911 RSR (997)	LMGTE Pro	M	<b>4:00.908</b>	29	30	+33.176	<b>203.7</b>
45	80 FLYING LIZARD MOTORSPORTS	J. Bergmeister / P. Long / M. Holzer	Porsche 911 RSR (997)	LMGTE Pro	M	<b>4:01.557</b>	26	27	+33.825	<b>203.1</b>
46	74 CORVETTE RACING	O. Gavin / T. Milner	Chevrolet Corvette C6-ZR1	LMGTE Pro	M	<b>4:01.709</b>	10	38	+33.977	<b>203.0</b>
47	31 LOTUS	T. Holzer / M. Schulis / L. Moro / R. van der Zand	Lola B12/80 Coupe - Lotus	LMP2	D	<b>4:01.729</b>	11	23	+33.997	<b>203.0</b>
48	99 ASTON MARTIN RACING	A. Simonsen / C. Nygaard / K. Poulsen	Aston Martin Vantage V8	LMGTE Am	M	<b>4:02.350</b>	27	28	+34.618	<b>202.5</b>
49	71 AF CORSE	A. Bertolini / O. Baretta / M. Cioci	Ferrari 458 Italia	LMGTE Pro	M	<b>4:02.693</b>	39	40	+34.961	<b>202.2</b>
50	50 LARBRE COMPETITION	P. Bornhauser / J. Canal / P. Lamy	Chevrolet Corvette C6-ZR1	LMGTE Am	M	<b>4:03.934</b>	23	28	+36.202	<b>201.1</b>
51	66 JMW MOTORSPORT	J. Walker / J. Cocker / R. Wills	Ferrari 458 Italia	LMGTE Pro	D	<b>4:04.304</b>	35	41	+36.572	<b>200.8</b>
52	79 FLYING LIZARD MOTORSPORTS	S. Neiman / P. Long / M. Holzer	Porsche 911 RSR (997)	LMGTE Am	M	<b>4:04.350</b>	21	27	+36.618	<b>200.8</b>
53	67 IMSA PERFORMANCE MATMUT	N. Armindo / R. Narac / A. Pons	Porsche 911 RSR (997)	LMGTE Am	M	<b>4:05.329</b>	13	43	+37.597	<b>200.0</b>
54	83 JMB RACING	M. Rodrigues / A. Ferte / P. Illiano	Ferrari 458 Italia	LMGTE Am	M	<b>4:06.911</b>	32	39	+39.179	<b>198.7</b>
55	58 LUXURY RACING	P. Ehret / F. Montecalvo / G. Jeannette	Ferrari 458 Italia	LMGTE Am	M	<b>4:09.379</b>	15	31	+41.647	<b>196.7</b>
56	70 LARBRE COMPETITION	J. Belloc / C. Bourret / P. Gibon	Chevrolet Corvette C6-ZR1	LMGTE Am	M	<b>4:10.629</b>	6	31	+42.897	<b>195.8</b>
57	55 JWA-AVILA	J. Camathias / P. Daniels	Porsche 911 RSR (997)	LMGTE Am	D	<b>4:10.665</b>	23	35	+42.933	<b>195.7</b>
58	81 AF CORSE	P. Perazzini / N. Cadei / M. Griffin	Ferrari 458 Italia	LMGTE Am	M	<b>4:11.028</b>	38	48	+43.296	<b>195.5</b>
59	88 TEAM FELBERMAYR-PROTON	C. Ried / G. Roda / P. Ruberti	Porsche 911 RSR (997)	LMGTE Am	M	<b>4:11.226</b>	2	14	+43.494	<b>195.3</b>
60	61 AF CORSE-WALTRIP	R. Kauffman / R. Aguas / B. Vickers	Ferrari 458 Italia	LMGTE Am	M	<b>4:12.025</b>	4	34	+44.293	<b>194.7</b>
61	57 KROHN RACING	T. Krohn / M. Rugolo	Ferrari 458 Italia	LMGTE Am	D	<b>4:13.307</b>	7	19	+45.575	<b>193.7</b>

Fastest Lap	Lap 51	Loic Duval	3:27.732	236.2 Kph
-------------	--------	------------	----------	-----------

Published at: .....

Track Temp: **23,33 °C**

Air Temp: **25,39 °C**

Track Status:

**DRY**

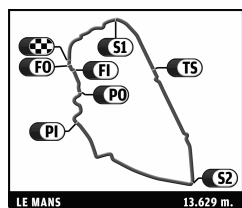
Race Director: **D. Poissenot**

Timekeeper: **Christian Crucifix**



# 24 HEURES DU MANS

## 16-17 JUN 2012



### 24 HEURES DU MANS

#### TEST DAY

#### Test Practice 1

#### Classification by Driver Fastest Lap

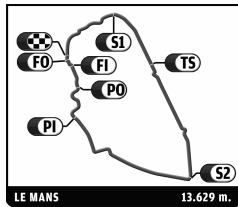
Nr	Team	Car	Class	Driver	Time	Lap	Total	Gap	Kph		
1	3	AUDI SPORT TEAM JOEST	Audi R18 Ultra	LMP1	Loic Duval	3:27.732	11	12		236.2	
2	2	AUDI SPORT TEAM JOEST	Audi R18 e-tron quattro	LMP1	Tom Kristensen	3:28.084	19	20	0.352	0.352	235.8
3	8	TOYOTA RACING	Toyota TS 030 - Hybrid	LMP1	Sébastien Buemi	3:28.298	17	18	0.566	0.214	235.5
4	1	AUDI SPORT TEAM JOEST	Audi R18 e-tron quattro	LMP1	Benoît Tréluyer	3:28.332	19	23	0.600	0.034	235.5
5	7	TOYOTA RACING	Toyota TS 030 - Hybrid	LMP1	Nicolas Lapierre	3:28.733	10	10	1.001	0.401	235.1
6	4	AUDI SPORT NORTH AMERICA	Audi R18 Ultra	LMP1	Marco Bonanomi	3:28.765	19	20	1.033	0.032	235.0
7	3	AUDI SPORT TEAM JOEST	Audi R18 Ultra	LMP1	Marc Gené	3:30.061	20	25	2.329	1.296	233.6
8	7	TOYOTA RACING	Toyota TS 030 - Hybrid	LMP1	Kazuki Nakajima	3:30.202	21	29	2.470	0.141	233.4
9	8	TOYOTA RACING	Toyota TS 030 - Hybrid	LMP1	Anthony Davidson	3:31.039	11	12	3.307	0.837	232.5
10	4	AUDI SPORT NORTH AMERICA	Audi R18 Ultra	LMP1	Oliver Jarvis	3:31.395	24	31	3.663	0.356	232.1
11	2	AUDI SPORT TEAM JOEST	Audi R18 e-tron quattro	LMP1	Rinaldo Capello	3:32.216	10	12	4.484	0.821	231.2
12	3	AUDI SPORT TEAM JOEST	Audi R18 Ultra	LMP1	Romain Dumas	3:33.478	13	15	5.746	1.262	229.8
13	1	AUDI SPORT TEAM JOEST	Audi R18 e-tron quattro	LMP1	André Lotterer	3:33.595	9	12	5.863	0.117	229.7
14	21	STRAKKA RACING	HPD ARX 03a - Honda	LMP1	Danny Watts	3:34.243	4	7	6.511	0.648	229.0
15	1	AUDI SPORT TEAM JOEST	Audi R18 e-tron quattro	LMP1	Marcel Faessler	3:34.565	8	9	6.833	0.322	228.7
16	8	TOYOTA RACING	Toyota TS 030 - Hybrid	LMP1	Kazuki Nakajima	3:34.651	7	8	6.919	0.086	228.6
17	12	REBELLION RACING	Lola B12/60 Coupe - Toyota	LMP1	Neel Jani	3:36.876	9	12	9.144	2.225	226.2
18	17	PESCAROLO TEAM	Dome - Judd	LMP1	Seiji Ara	3:37.149	27	44	9.417	0.273	225.9
19	12	REBELLION RACING	Lola B12/60 Coupe - Toyota	LMP1	Nick Heidfeld	3:37.679	12	17	9.947	0.530	225.4
20	21	STRAKKA RACING	HPD ARX 03a - Honda	LMP1	Jonny Kane	3:37.954	9	10	10.222	0.275	225.1
21	13	REBELLION RACING	Lola B12/60 Coupe - Toyota	LMP1	Harold Primat	3:39.017	14	16	11.285	1.063	224.0
22	13	REBELLION RACING	Lola B12/60 Coupe - Toyota	LMP1	Jeroen Bleekemolen	3:39.092	8	10	11.360	0.075	223.9
23	12	REBELLION RACING	Lola B12/60 Coupe - Toyota	LMP1	Nicolas Prost	3:40.299	4	12	12.567	1.207	222.7
24	22	JRM	HPD ARX 03a - Honda	LMP1	Peter Dumbreck	3:40.408	9	9	12.676	0.109	222.6
25	13	REBELLION RACING	Lola B12/60 Coupe - Toyota	LMP1	Andrea Belicchi	3:41.021	9	11	13.289	0.613	222.0
26	35	OAK RACING	Morgan - Nissan	LMP2	Oliver Pla	3:41.395	11	12	13.663	0.374	221.6
27	16	PESCAROLO TEAM	Pescarolo 03 - Judd	LMP1	Stuart Hall	3:41.615	13	14	13.883	0.220	221.4
28	38	JOTA	Zytek Z11SN - Nissan	LMP2	Sam Hancock	3:41.738	16	17	14.006	0.123	221.3
29	33	LEVEL 5 MOTORSPORTS	HPD ARX 03b - Honda	LMP2	Christophe Bouchut	3:41.739	11	13	14.007	0.001	221.3
30	7	TOYOTA RACING	Toyota TS 030 - Hybrid	LMP1	Alexander Wurz	3:41.839	4	5	14.107	0.100	221.2
31	49	PECOM RACING	Oreca 03 - Nissan	LMP2	Pierre Kaffer	3:42.443	10	11	14.711	0.604	220.6
32	25	ADR-DELTA	Oreca 03 - Nissan	LMP2	Jan Charouz	3:42.731	10	11	14.999	0.288	220.3
33	23	SIGNATECH NISSAN	Oreca 03 - Nissan	LMP2	Oliver Lombard	3:43.298	16	20	15.566	0.567	219.7
34	24	OAK RACING	Morgan - Judd	LMP2	Mathieu Lahaye	3:43.333	19	26	15.601	0.035	219.7
35	44	STARWORKS MOTORSPORT	HPD ARX 03b - Honda	LMP2	Thomas Kimber-Smith	3:43.672	11	15	15.940	0.339	219.4
36	46	THIRIET BY TDS RACING	Oreca 03 - Nissan	LMP2	Christophe Tinseau	3:44.422	14	14	16.690	0.750	218.6
37	19	SEBASTIEN LOEB RACING	Oreca 03 - Nissan	LMP2	Jean-Karl Vernay	3:44.538	12	13	16.806	0.116	218.5
38	48	MURPHY PROTOTYPES	Oreca 03 - Nissan	LMP2	Jody Firth	3:44.659	12	15	16.927	0.121	218.4
39	45	BOUTSEN GINION RACING	Oreca 03 - Nissan	LMP2	Shinji Nakano	3:45.401	9	12	17.669	0.742	217.7
40	26	SIGNATECH NISSAN	Oreca 03 - Nissan	LMP2	Pierre Ragues	3:45.518	11	13	17.786	0.117	217.6
41	38	JOTA	Zytek Z11SN - Nissan	LMP2	Simon Dolan	3:45.638	13	17	17.906	0.120	217.4
42	24	OAK RACING	Morgan - Judd	LMP2	Oliver Pla	3:45.664	6	6	17.932	0.026	217.4
43	30	STATUS GRAND PRIX	Lola - Judd	LMP2	Yelmer Buurman	3:45.740	12	13	18.008	0.076	217.3
44	19	SEBASTIEN LOEB RACING	Oreca 03 - Nissan	LMP2	Nicolas Marroc	3:45.895	16	17	18.163	0.155	217.2
45	49	PECOM RACING	Oreca 03 - Nissan	LMP2	Soheil Ayari	3:45.929	12	12	18.197	0.034	217.2
46	23	SIGNATECH NISSAN	Oreca 03 - Nissan	LMP2	Franck Mailleux	3:45.941	7	8	18.209	0.012	217.2
47	42	GREAVES MOTORSPORT	Zytek Z11SN - Nissan	LMP2	Lucas Ordoñez	3:46.137	8	9	18.405	0.196	217.0
48	15	OAK RACING	Oak Pescarolo - Judd	LMP1	Bertrand Baguette	3:46.313	13	14	18.581	0.176	216.8
49	42	GREAVES MOTORSPORT	Zytek Z11SN - Nissan	LMP2	Alex Brundle	3:46.534	6	11	18.802	0.221	216.6
50	25	ADR-DELTA	Oreca 03 - Nissan	LMP2	John Martin	3:46.630	10	11	18.898	0.096	216.5
51	25	ADR-DELTA	Oreca 03 - Nissan	LMP2	Tor Graves	3:46.657	12	13	18.925	0.027	216.5
52	46	THIRIET BY TDS RACING	Oreca 03 - Nissan	LMP2	Pierre Thiriet	3:46.711	6	11	18.979	0.054	216.4
53	49	PECOM RACING	Oreca 03 - Nissan	LMP2	Luis Perez-Companc	3:46.726	9	21	18.994	0.015	216.4
54	35	OAK RACING	Morgan - Nissan	LMP2	David Heinemeier Hansson	3:46.772	27	28	19.040	0.046	216.4
55	22	JRM	HPD ARX 03a - Honda	LMP1	David Brabham	3:46.802	3	5	19.070	0.030	216.3
56	26	SIGNATECH NISSAN	Oreca 03 - Nissan	LMP2	Nelson Panciatichi	3:46.862	8	10	19.130	0.060	216.3
57	19	SEBASTIEN LOEB RACING	Oreca 03 - Nissan	LMP2	Sébastien Loeb	3:46.919	8	11	19.187	0.057	216.2
58	26	SIGNATECH NISSAN	Oreca 03 - Nissan	LMP2	Roman Rusinov	3:46.929	8	12	19.197	0.010	216.2
59	42	GREAVES MOTORSPORT	Zytek Z11SN - Nissan	LMP2	Martin Brundle	3:47.143	10	11	19.411	0.214	216.0
60	48	MURPHY PROTOTYPES	Oreca 03 - Nissan	LMP2	Warren Hughes	3:47.156	4	5	19.424	0.013	216.0
61	40	RACE PERFORMANCE	Oreca 03 - Judd	LMP2	Ralph Meichtry	3:47.600	9	10	19.868	0.444	215.6
62	15	OAK RACING	Oak Pescarolo - Judd	LMP1	Guillaume Moreau	3:47.648	3	5	19.916	0.048	215.5
63	33	LEVEL 5 MOTORSPORTS	HPD ARX 03b - Honda	LMP2	Luis Diaz	3:47.670	18	19	19.938	0.022	215.5
64	0	HIGHCROFT RACING	Delta Wing Nissan	CDNT	Satoshi Motoyama	3:47.980	12	16	20.248	0.310	215.2
65	30	STATUS GRAND PRIX	Lola - Judd	LMP2	Alexander Sims	3:48.622	6	11	20.890	0.642	214.6
66	48	MURPHY PROTOTYPES	Oreca 03 - Nissan	LMP2	Brendon Hartley	3:48.879	11	15	21.147	0.257	214.4
67	41	GREAVES MOTORSPORT	Zytek Z11SN - Nissan	LMP2	Ricardo Gonzalez	3:48.881	9	10	21.149	0.002	214.4
68	95	LEVEL 5 MOTORSPORTS	HPD ARX 03b - Honda	LMP2	Scott Tucker	3:49.167	29	45	21.435	0.286	214.1





# 24 HEURES DU MANS

## 16-17 JUN 2012



### 24 HEURES DU MANS

TEST DAY

Test Practice 1

Classification by Driver Fastest Lap

Nr	Team	Car	Class	Driver	Time	Lap	Total	Gap	Kph	
137	79 FLYING LIZARD MOTORSPORTS	Porsche 911 RSR (997)	LMGTE Am	Seth Neiman	4:12.228	13	19	44.496	0.078	194.5
138	91 TEAM ORECA	Oreca FLM 09	LMPC	Henri Richard	4:12.341	12	13	44.609	0.113	194.4
139	43 EXTREME LIMITE ARIC	Norma MP 2000 - Judd	LMP2	Philippe Thirion	4:12.851	10	11	45.119	0.510	194.0
140	61 AF CORSE-WALTRIP	Ferrari 458 Italia	LMGTE Am	Brian Vickers	4:13.159	12	13	45.427	0.308	193.8
141	83 JMB RACING	Ferrari 458 Italia	LMGTE Am	Manuel Rodrigues	4:13.205	7	10	45.473	0.046	193.8
142	57 KROHN RACING	Ferrari 458 Italia	LMGTE Am	Tracy Krohn	4:13.307	7	19	45.575	0.102	193.7
143	67 IMSA PERFORMANCE MATMUT	Porsche 911 RSR (997)	LMGTE Am	Anthony Pons	4:15.571	19	21	47.839	2.264	192.0
144	83 JMB RACING	Ferrari 458 Italia	LMGTE Am	Philippe Illiano	4:18.971	13	15	51.239	3.400	189.5
145	76 IMSA PERFORMANCE MATMUT	Porsche 911 RSR (997)	LMGTE Pro	Bret Curtis	4:21.396	10	11	53.664	2.425	187.7
146	70 LARBRE COMPETITION	Chevrolet Corvette C6-ZR1	LMGTE Am	Christophe Bourret	4:21.406	8	10	53.674	0.010	187.7
147	55 JWA-AVILA	Porsche 911 RSR (997)	LMGTE Am	Paul Daniels	4:22.160	6	9	54.428	0.754	187.2
148	70 LARBRE COMPETITION	Chevrolet Corvette C6-ZR1	LMGTE Am	Pascal Gibon	4:22.703	7	8	54.971	0.543	186.8
149	61 AF CORSE-WALTRIP	Ferrari 458 Italia	LMGTE Am	Robert Kauffman	4:24.548	15	16	56.816	1.845	185.5
150	31 LOTUS	LOLA B12/80 Coupe - Lotus	LMP2	Renger van der Zande						
151	32 LOTUS	LOLA B12/80 Coupe - Lotus	LMP2	Dariusch Ahrabian						
152	29 GULF RACING MIDDLE EAST	Lola B12/80 Coupe - Nissan	LMP2	Steve Quick						
153	31 LOTUS	LOLA B12/80 Coupe - Lotus	LMP2	Luca Moro						
154	43 EXTREME LIMITE ARIC	Norma MP 2000 - Judd	LMP2	Philippe Papin						
155	44 STARWORKS MOTORSPORT	HPD ARX 03b - Honda	LMP2	Vincente Potalicchio						
156	32 LOTUS	LOLA B12/80 Coupe - Lotus	LMP2	Kevin Weeda						
157	33 LEVEL 5 MOTORSPORTS	HPD ARX 03b - Honda	LMP2	Scott Tucker						
158	15 OAK RACING	Oak Pescarolo - Judd	LMP1	Dominik Kraihamer						
159	16 PESCOLO TEAM	Pescarolo 03 - Judd	LMP1	Emmanuel Collard			1			
160	2 AUDI SPORT TEAM JOEST	Audi R18 e-tron quattro	LMP1	Allan McNish						
161	8 TOYOTA RACING	Toyota TS 030 - Hybrid	LMP1	Stéphane Sarrazin						
162	22 JRM	HPD ARX 03a - Honda	LMP1	Karun Chandhok						
163	28 GULF RACING MIDDLE EAST	Lola B12/80 Coupe - Nissan	LMP2	Stefan Johansson						
164	16 PESCOLO TEAM	Pescarolo 03 - Judd	LMP1	Jean-Christophe Boullion						
165	17 PESCOLO TEAM	Dome - Judd	LMP1	Nicolas Minassian						
166	35 OAK RACING	Morgan - Nissan	LMP2	Jacques Nicolet						
167	95 LEVEL 5 MOTORSPORTS	HPD ARX 03b - Honda	LMP2	Christophe Bouchut						
168	0 HIGHCROFT RACING	Delta Wing Nissan	CDNT	Marino Franchitti						
169	91 TEAM ORECA	Oreca FLM 09	LMPC	Steven Palette						
170	4 AUDI SPORT NORTH AMERICA	Audi R18 Ultra	LMP1	Marc Gené						
171	7 TOYOTA RACING	Toyota TS 030 - Hybrid	LMP1	Sébastien Buemi						
172	95 LEVEL 5 MOTORSPORTS	HPD ARX 03b - Honda	LMP2	Luis Diaz						
173	76 IMSA PERFORMANCE MATMUT	Porsche 911 RSR (997)	LMGTE Pro	Kevin Estre						
174	73 CORVETTE RACING	Chevrolet Corvette C6-ZR1	LMGTE Pro	Jordan Taylor						
175	76 IMSA PERFORMANCE MATMUT	Porsche 911 RSR (997)	LMGTE Pro	Sean Edwards						
176	44 STARWORKS MOTORSPORT	HPD ARX 03b - Honda	LMP2	Ryan Dalziel						
177	59 LUXURY RACING	Ferrari 458 Italia	LMGTE Pro	..						
178	79 FLYING LIZARD MOTORSPORTS	Porsche 911 RSR (997)	LMGTE Am	Marco Holzer						
179	88 TEAM FELBERMAYR-PROTON	Porsche 911 RSR (997)	LMGTE Am	Christian Ried						
180	80 FLYING LIZARD MOTORSPORTS	Porsche 911 RSR (997)	LMGTE Pro	Patrick Long						
181	57 KROHN RACING	Ferrari 458 Italia	LMGTE Am	Michele Rugolo						

Published at .....

Track Temp: **23,33 °C**

Air Temp: **25,39 °C**

Track Status:

**DRY**

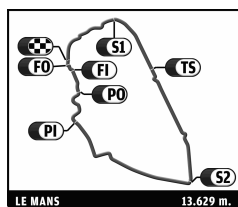
Race Director: **D. Poissenot**

Timekeeper: **Christian Crucifix**



# 24 HEURES DU MANS

## 16-17 JUN 2012



## 24 HEURES DU MANS

### TEST DAY

After Test Practice 1

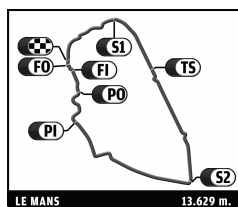
### Classification by Driver And Class Fastest Lap

Nr	Team	Car	Class	Driver	Time	Laps	Gap	Kph	Session
<b>LMP1</b>									
1	3 AUDI SPORT TEAM JOEST	Audi R18 Ultra	LMP1	Loic Duval	3:27.732	12		236.2	Test Practice 1
2	2 AUDI SPORT TEAM JOEST	Audi R18 e-tron quattro	LMP1	Tom Kristensen	3:28.084	20	0.352	235.8	Test Practice 1
3	8 TOYOTA RACING	Toyota TS 030 - Hybrid	LMP1	Sébastien Buemi	3:28.298	18	0.566	235.5	Test Practice 1
4	1 AUDI SPORT TEAM JOEST	Audi R18 e-tron quattro	LMP1	Benoît Tréluyer	3:28.332	23	0.600	235.5	Test Practice 1
5	7 TOYOTA RACING	Toyota TS 030 - Hybrid	LMP1	Nicolas Lapierre	3:28.733	10	1.001	235.1	Test Practice 1
6	4 AUDI SPORT NORTH AMERICA	Audi R18 Ultra	LMP1	Marco Bonanomi	3:28.765	20	1.033	235.0	Test Practice 1
7	3 AUDI SPORT TEAM JOEST	Audi R18 Ultra	LMP1	Marc Gené	3:30.061	25	2.329	233.6	Test Practice 1
8	7 TOYOTA RACING	Toyota TS 030 - Hybrid	LMP1	Kazuki Nakajima	3:30.202	29	2.470	233.4	Test Practice 1
9	8 TOYOTA RACING	Toyota TS 030 - Hybrid	LMP1	Anthony Davidson	3:31.039	12	3.307	232.5	Test Practice 1
10	4 AUDI SPORT NORTH AMERICA	Audi R18 Ultra	LMP1	Olivier Jarvis	3:31.395	31	3.663	232.1	Test Practice 1
11	2 AUDI SPORT TEAM JOEST	Audi R18 e-tron quattro	LMP1	Rinaldo Capello	3:32.216	12	4.484	231.2	Test Practice 1
12	3 AUDI SPORT TEAM JOEST	Audi R18 Ultra	LMP1	Romain Dumas	3:33.478	15	5.746	229.8	Test Practice 1
13	1 AUDI SPORT TEAM JOEST	Audi R18 e-tron quattro	LMP1	André Lotterer	3:33.595	12	5.863	229.7	Test Practice 1
14	21 STRAKKA RACING	HPD ARX 03a - Honda	LMP1	Danny Watts	3:34.243	7	6.511	229.0	Test Practice 1
15	1 AUDI SPORT TEAM JOEST	Audi R18 e-tron quattro	LMP1	Marcel Faessler	3:34.565	9	6.833	228.7	Test Practice 1
16	8 TOYOTA RACING	Toyota TS 030 - Hybrid	LMP1	Kazuki Nakajima	3:34.651	8	6.919	228.6	Test Practice 1
17	12 REBELLION RACING	Lola B12/60 Coupe - Toyota	LMP1	Neel Jani	3:36.876	12	9.144	226.2	Test Practice 1
18	17 PESCAROLO TEAM	Dome - Judd	LMP1	Seiji Ara	3:37.149	44	9.417	225.9	Test Practice 1
19	12 REBELLION RACING	Lola B12/60 Coupe - Toyota	LMP1	Nick Heidfeld	3:37.679	17	9.947	225.4	Test Practice 1
20	21 STRAKKA RACING	HPD ARX 03a - Honda	LMP1	Jonny Kane	3:37.954	10	10.222	225.1	Test Practice 1
21	13 REBELLION RACING	Lola B12/60 Coupe - Toyota	LMP1	Harold Primat	3:39.017	16	11.285	224.0	Test Practice 1
22	13 REBELLION RACING	Lola B12/60 Coupe - Toyota	LMP1	Jeroen Bleekemolen	3:39.092	10	11.360	223.9	Test Practice 1
23	12 REBELLION RACING	Lola B12/60 Coupe - Toyota	LMP1	Nicolas Prost	3:40.299	12	12.567	222.7	Test Practice 1
24	22 JRM	HPD ARX 03a - Honda	LMP1	Peter Dunmbreck	3:40.408	9	12.676	222.6	Test Practice 1
25	13 REBELLION RACING	Lola B12/60 Coupe - Toyota	LMP1	Andrea Belicchi	3:41.021	11	13.289	222.0	Test Practice 1
26	16 PESCAROLO TEAM	Pescarolo 03 - Judd	LMP1	Stuart Hall	3:41.615	14	13.883	221.4	Test Practice 1
27	7 TOYOTA RACING	Toyota TS 030 - Hybrid	LMP1	Alexander Wurz	3:41.839	5	14.107	221.2	Test Practice 1
28	15 OAK RACING	Oak Pescarolo - Judd	LMP1	Bertrand Baguette	3:46.313	14	18.581	216.8	Test Practice 1
29	22 JRM	HPD ARX 03a - Honda	LMP1	David Brabham	3:46.802	5	19.070	216.3	Test Practice 1
30	15 OAK RACING	Oak Pescarolo - Judd	LMP1	Guillaume Moreau	3:47.648	5	19.916	215.5	Test Practice 1
31	21 STRAKKA RACING	HPD ARX 03a - Honda	LMP1	Nick Leventis	3:49.409	6	21.677	213.9	Test Practice 1
5	15 OAK RACING	Oak Pescarolo - Judd	LMP1	Dominik Kraihamer					
4	16 PESCAROLO TEAM	Pescarolo 03 - Judd	LMP1	Emmanuel Collard		1			
7	2 AUDI SPORT TEAM JOEST	Audi R18 e-tron quattro	LMP1	Allan McNish					
6	7 TOYOTA RACING	Toyota TS 030 - Hybrid	LMP1	Stéphane Sarrazin					
1	22 JRM	HPD ARX 03a - Honda	LMP1	Karun Chandhok					
3	16 PESCAROLO TEAM	Pescarolo 03 - Judd	LMP1	Jean-Christophe Boullion					
2	17 PESCAROLO TEAM	Dome - Judd	LMP1	Nicolas Minassian					
2	4 AUDI SPORT NORTH AMERICA	Audi R18 Ultra	LMP1	Marc Gené					
1	7 TOYOTA RACING	Toyota TS 030 - Hybrid	LMP1	Sébastien Buemi					
<b>LMP2</b>									
1	35 OAK RACING	Morgan - Nissan	LMP2	Olivier Pla	3:41.395	12		221.6	Test Practice 1
2	38 JOTA	Zytek Z11SN - Nissan	LMP2	Sam Hancock	3:41.738	17	0.343	221.3	Test Practice 1
3	33 LEVEL 5 MOTORSPORTS	HPD ARX 03b - Honda	LMP2	Christophe Bouchut	3:41.739	13	0.344	221.3	Test Practice 1
4	49 PECOM RACING	Oreca 03 - Nissan	LMP2	Pierre Kaffer	3:42.443	11	1.048	220.6	Test Practice 1
5	25 ADR-DELTA	Oreca 03 - Nissan	LMP2	Jan Charouz	3:42.731	11	1.336	220.3	Test Practice 1
6	23 SIGNATECH NISSAN	Oreca 03 - Nissan	LMP2	Olivier Lombard	3:43.298	20	1.903	219.7	Test Practice 1
7	24 OAK RACING	Morgan - Judd	LMP2	Mathieu Lahaye	3:43.333	26	1.938	219.7	Test Practice 1
8	44 STARWORKS MOTORSPORT	HPD ARX 03b - Honda	LMP2	Thomas Kimber-Smith	3:43.672	15	2.277	219.4	Test Practice 1
9	46 THIRIET BY TDS RACING	Oreca 03 - Nissan	LMP2	Christophe Tinseau	3:44.422	14	3.027	218.6	Test Practice 1
10	19 SEBASTIEN LOEB RACING	Oreca 03 - Nissan	LMP2	Jean-Karl Vernay	3:44.538	13	3.143	218.5	Test Practice 1
11	48 MURPHY PROTOTYPES	Oreca 03 - Nissan	LMP2	Jody Firth	3:44.659	15	3.264	218.4	Test Practice 1
12	45 BOUTSEN GINION RACING	Oreca 03 - Nissan	LMP2	Shinji Nakano	3:45.401	12	4.006	217.7	Test Practice 1
13	26 SIGNATECH NISSAN	Oreca 03 - Nissan	LMP2	Pierre Ragues	3:45.518	13	4.123	217.6	Test Practice 1
14	38 JOTA	Zytek Z11SN - Nissan	LMP2	Simon Dolan	3:45.638	17	4.243	217.4	Test Practice 1
15	24 OAK RACING	Morgan - Judd	LMP2	Olivier Pla	3:45.664	6	4.269	217.4	Test Practice 1
16	30 STATUS GRAND PRIX	Lola - Judd	LMP2	Yelmer Buurman	3:45.740	13	4.345	217.3	Test Practice 1
17	19 SEBASTIEN LOEB RACING	Oreca 03 - Nissan	LMP2	Nicolas Marroc	3:45.895	17	4.500	217.2	Test Practice 1
18	49 PECOM RACING	Oreca 03 - Nissan	LMP2	Soheil Ayari	3:45.929	12	4.534	217.2	Test Practice 1
19	23 SIGNATECH NISSAN	Oreca 03 - Nissan	LMP2	Franck Mailleux	3:45.941	8	4.546	217.2	Test Practice 1



# 24 HEURES DU MANS

## 16-17 JUN 2012



### 24 HEURES DU MANS

#### TEST DAY

After Test Practice 1

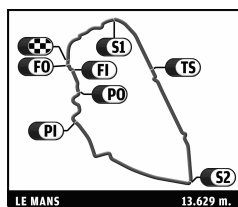
#### Classification by Driver And Class Fastest Lap

Nr	Team	Car	Class	Driver	Time	Laps	Gap	Kph	Session
20	42 GREAVES MOTORSPORT	Zytek Z11SN - Nissan	LMP2	Lucas Ordoñez	3:46.137	9	4.742	217.0	Test Practice 1
21	42 GREAVES MOTORSPORT	Zytek Z11SN - Nissan	LMP2	Alex Brundle	3:46.534	11	5.139	216.6	Test Practice 1
22	25 ADR-DELTA	Oreca 03 - Nissan	LMP2	John Martin	3:46.630	11	5.235	216.5	Test Practice 1
23	25 ADR-DELTA	Oreca 03 - Nissan	LMP2	Tor Graves	3:46.657	13	5.262	216.5	Test Practice 1
24	46 THIRIET BY TDS RACING	Oreca 03 - Nissan	LMP2	Pierre Thiriet	3:46.711	11	5.316	216.4	Test Practice 1
25	49 PECOM RACING	Oreca 03 - Nissan	LMP2	Luis Perez-Companc	3:46.726	21	5.331	216.4	Test Practice 1
26	35 OAK RACING	Morgan - Nissan	LMP2	David Heinemair Hansson	3:46.772	28	5.377	216.4	Test Practice 1
27	26 SIGNATECH NISSAN	Oreca 03 - Nissan	LMP2	Nelson Panciatici	3:46.862	10	5.467	216.3	Test Practice 1
28	19 SEBASTIEN LOEB RACING	Oreca 03 - Nissan	LMP2	Sébastien Loeb	3:46.919	11	5.524	216.2	Test Practice 1
29	26 SIGNATECH NISSAN	Oreca 03 - Nissan	LMP2	Roman Rusinov	3:46.929	12	5.534	216.2	Test Practice 1
30	42 GREAVES MOTORSPORT	Zytek Z11SN - Nissan	LMP2	Martin Brundle	3:47.143	11	5.748	216.0	Test Practice 1
31	48 MURPHY PROTOTYPES	Oreca 03 - Nissan	LMP2	Warren Hughes	3:47.156	5	5.761	216.0	Test Practice 1
32	40 RACE PERFORMANCE	Oreca 03 - Judd	LMP2	Ralph Meichtry	3:47.600	10	6.205	215.6	Test Practice 1
33	33 LEVEL 5 MOTORSPORTS	HPD ARX 03b - Honda	LMP2	Luis Diaz	3:47.670	19	6.275	215.5	Test Practice 1
34	30 STATUS GRAND PRIX	Lola - Judd	LMP2	Alexander Sims	3:48.622	11	7.227	214.6	Test Practice 1
35	48 MURPHY PROTOTYPES	Oreca 03 - Nissan	LMP2	Brendon Hartley	3:48.879	15	7.484	214.4	Test Practice 1
36	41 GREAVES MOTORSPORT	Zytek Z11SN - Nissan	LMP2	Ricardo Gonzalez	3:48.881	10	7.486	214.4	Test Practice 1
37	95 LEVEL 5 MOTORSPORTS	HPD ARX 03b - Honda	LMP2	Scott Tucker	3:49.167	45	7.772	214.1	Test Practice 1
38	23 SIGNATECH NISSAN	Oreca 03 - Nissan	LMP2	Jordan Tresson	3:49.974	17	8.579	213.3	Test Practice 1
39	45 BOUTSEN GINION RACING	Oreca 03 - Nissan	LMP2	Jens Petersen	3:50.453	12	9.058	212.9	Test Practice 1
40	24 OAK RACING	Morgan - Judd	LMP2	Jacques Nicolet	3:50.788	16	9.393	212.6	Test Practice 1
41	46 THIRIET BY TDS RACING	Oreca 03 - Nissan	LMP2	Mathias Beche	3:50.937	13	9.542	212.5	Test Practice 1
42	38 JOTA	Zytek Z11SN - Nissan	LMP2	Haruki Kurosawa	3:51.877	10	10.482	211.6	Test Practice 1
43	45 BOUTSEN GINION RACING	Oreca 03 - Nissan	LMP2	Bastien Briere	3:52.011	12	10.616	211.5	Test Practice 1
44	40 RACE PERFORMANCE	Oreca 03 - Judd	LMP2	Michel Frey	3:53.264	8	11.869	210.3	Test Practice 1
45	41 GREAVES MOTORSPORT	Zytek Z11SN - Nissan	LMP2	Elton Julian	3:54.518	12	13.123	209.2	Test Practice 1
46	29 GULF RACING MIDDLE EAST	Lola B12/80 Coupe - Nissan	LMP2	Jean-Denis Deletraz	3:55.132	14	13.737	208.7	Test Practice 1
47	28 GULF RACING MIDDLE EAST	Lola B12/80 Coupe - Nissan	LMP2	Ludovic Badey	3:57.326	8	15.931	206.7	Test Practice 1
48	40 RACE PERFORMANCE	Oreca 03 - Judd	LMP2	Jonathan Hirschi	3:57.451	8	16.056	206.6	Test Practice 1
49	32 LOTUS	LOLA B12/80 Coupe - Lotus	LMP2	James Rossiter	3:58.526	3	17.131	205.7	Test Practice 1
50	43 EXTREME LIMITE ARIC	Norma MP 2000 - Judd	LMP2	Philippe Haezebrouck	3:58.712	11	17.317	205.5	Test Practice 1
51	30 STATUS GRAND PRIX	Lola - Judd	LMP2	Romain Iannetta	3:58.748	4	17.353	205.5	Test Practice 1
52	31 LOTUS	LOLA B12/80 Coupe - Lotus	LMP2	Thomas Holzer	4:01.729	12	20.334	203.0	Test Practice 1
53	28 GULF RACING MIDDLE EAST	Lola B12/80 Coupe - Nissan	LMP2	Fabien Giroix	4:01.816	6	20.421	202.9	Test Practice 1
54	29 GULF RACING MIDDLE EAST	Lola B12/80 Coupe - Nissan	LMP2	Keiko Ihara	4:02.053	10	20.658	202.7	Test Practice 1
55	41 GREAVES MOTORSPORT	Zytek Z11SN - Nissan	LMP2	Christian Zügel	4:02.779	10	21.384	202.1	Test Practice 1
56	31 LOTUS	LOLA B12/80 Coupe - Lotus	LMP2	Mirco Schultis	4:09.592	11	28.197	196.6	Test Practice 1
57	43 EXTREME LIMITE ARIC	Norma MP 2000 - Judd	LMP2	Philippe Thirion	4:12.851	11	31.456	194.0	Test Practice 1
6	32 LOTUS	LOLA B12/80 Coupe - Lotus	LMP2	Renger van der Zande					
9	29 GULF RACING MIDDLE EAST	Lola B12/80 Coupe - Nissan	LMP2	Dariusch Ahrabian					
8	31 LOTUS	LOLA B12/80 Coupe - Lotus	LMP2	Steve Quick					
3	43 EXTREME LIMITE ARIC	Norma MP 2000 - Judd	LMP2	Luca Moro					
2	44 STARWORKS MOTORSPORT	HPD ARX 03b - Honda	LMP2	Philippe Papin					
5	32 LOTUS	LOLA B12/80 Coupe - Lotus	LMP2	Vincente Pitolichio					
4	33 LEVEL 5 MOTORSPORTS	HPD ARX 03b - Honda	LMP2	Kevin Weeda					
10	28 GULF RACING MIDDLE EAST	Lola B12/80 Coupe - Nissan	LMP2	Scott Tucker					
3	35 OAK RACING	Morgan - Nissan	LMP2	Stefan Johansson					
2	95 LEVEL 5 MOTORSPORTS	HPD ARX 03b - Honda	LMP2	Jacques Nicolet					
1	95 LEVEL 5 MOTORSPORTS	HPD ARX 03b - Honda	LMP2	Christophe Bouchut					
1	44 STARWORKS MOTORSPORT	HPD ARX 03b - Honda	LMP2	Luis Diaz					
				Ryan Dalziel					
<b>LMGTE Pro</b>									
1	59 LUXURY RACING	Ferrari 458 Italia	LMGTE Pro	Frédéric Makowiecki	3:58.869	23		205.4	Test Practice 1
2	51 AF CORSE	Ferrari 458 Italia	LMGTE Pro	Gianmaria Bruni	3:59.984	13	1.115	204.4	Test Practice 1
3	97 ASTON MARTIN RACING	Aston Martin Vantage V8	LMGTE Pro	Stefan Mücke	4:00.128	10	1.259	204.3	Test Practice 1
4	76 IMSA PERFORMANCE MATMUT	Porsche 911 RSR (997)	LMGTE Pro	Patrick Pilet	4:00.172	32	1.303	204.3	Test Practice 1
5	73 CORVETTE RACING	Chevrolet Corvette C6-ZR1	LMGTE Pro	Antonio Garcia	4:00.441	23	1.572	204.1	Test Practice 1
6	77 TEAM FELBERMAYR-PROTON	Porsche 911 RSR (997)	LMGTE Pro	Richard Lietz	4:00.908	16	2.039	203.7	Test Practice 1
8	70 FLYING LIZARD MOTORSPORTS	Porsche 911 RSR (997)	LMGTE Pro	Marco Holzer	4:01.557	15	2.688	203.1	Test Practice 1
7	74 CORVETTE RACING	Chevrolet Corvette C6-ZR1	LMGTE Pro	Oliver Gavin	4:01.709	19	2.840	203.0	Test Practice 1
9	74 CORVETTE RACING	Chevrolet Corvette C6-ZR1	LMGTE Pro	Tommy Milner	4:01.988	19	3.119	202.8	Test Practice 1



# 24 HEURES DU MANS

## 16-17 JUN 2012



## 24 HEURES DU MANS

### TEST DAY

After Test Practice 1

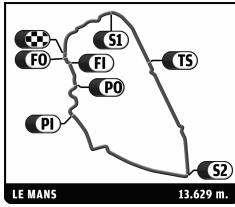
### Classification by Driver And Class Fastest Lap

Nr	Team	Car	Class	Driver	Time	Laps	Gap	Kph	Session
10	80 FLYING LIZARD MOTORSPORTS	Porsche 911 RSR (997)	LMGTE Pro	Jörg Bergmeister	4:02.020	12	3.151	202.7	Test Practice 1
11	73 CORVETTE RACING	Chevrolet Corvette C6-ZR1	LMGTE Pro	Jan Magnussen	4:02.190	20	3.321	202.6	Test Practice 1
12	51 AF CORSE	Ferrari 458 Italia	LMGTE Pro	Toni Vilander	4:02.453	15	3.584	202.4	Test Practice 1
13	71 AF CORSE	Ferrari 458 Italia	LMGTE Pro	Olivier Beretta	4:02.693	14	3.824	202.2	Test Practice 1
14	77 TEAM FELBERMAYR-PROTON	Porsche 911 RSR (997)	LMGTE Pro	Marc Lieb	4:02.711	14	3.842	202.2	Test Practice 1
15	71 AF CORSE	Ferrari 458 Italia	LMGTE Pro	Marco Cioci	4:03.244	8	4.375	201.7	Test Practice 1
16	71 AF CORSE	Ferrari 458 Italia	LMGTE Pro	Andrea Bertolini	4:04.007	18	5.138	201.1	Test Practice 1
17	66 JMW MOTORSPORT	Ferrari 458 Italia	LMGTE Pro	Jonathan Cocker	4:04.304	15	5.435	200.8	Test Practice 1
18	97 ASTON MARTIN RACING	Aston Martin Vantage V8	LMGTE Pro	Adrian Fernandez	4:04.824	13	5.955	200.4	Test Practice 1
19	97 ASTON MARTIN RACING	Aston Martin Vantage V8	LMGTE Pro	Darren Turner	4:05.146	8	6.277	200.1	Test Practice 1
20	51 AF CORSE	Ferrari 458 Italia	LMGTE Pro	Giancarlo Fisichella	4:06.635	4	7.766	198.9	Test Practice 1
21	66 JMW MOTORSPORT	Ferrari 458 Italia	LMGTE Pro	James Walker	4:08.771	16	9.902	197.2	Test Practice 1
22	66 JMW MOTORSPORT	Ferrari 458 Italia	LMGTE Pro	Roger Wills	4:11.591	10	12.722	195.0	Test Practice 1
23	76 IMSA PERFORMANCE MATMUT	Porsche 911 RSR (997)	LMGTE Pro	Bret Curtis	4:21.396	11	22.527	187.7	Test Practice 1
1	76 IMSA PERFORMANCE MATMUT	Porsche 911 RSR (997)	LMGTE Pro	Kevin Estre					
3	73 CORVETTE RACING	Chevrolet Corvette C6-ZR1	LMGTE Pro	Jordan Taylor					
2	76 IMSA PERFORMANCE MATMUT	Porsche 911 RSR (997)	LMGTE Pro	Sean Edwards					
4	59 LUXURY RACING	Ferrari 458 Italia	LMGTE Pro	..					
1	80 FLYING LIZARD MOTORSPORTS	Porsche 911 RSR (997)	LMGTE Pro	Patrick Long					
<b>LMGTE Am</b>									
1	99 ASTON MARTIN RACING	Aston Martin Vantage V8	LMGTE Am	Allan Simonsen	4:02.350	5		202.5	Test Practice 1
2	99 ASTON MARTIN RACING	Aston Martin Vantage V8	LMGTE Am	Kristian Poulsen	4:03.874	16	1.524	201.2	Test Practice 1
3	50 LARBRE COMPETITION	Chevrolet Corvette C6-ZR1	LMGTE Am	Pedro Lamy	4:03.934	12	1.584	201.1	Test Practice 1
4	79 FLYING LIZARD MOTORSPORTS	Porsche 911 RSR (997)	LMGTE Am	Patrick Long	4:04.350	8	2.000	200.8	Test Practice 1
5	67 IMSA PERFORMANCE MATMUT	Porsche 911 RSR (997)	LMGTE Am	Nicolas Armindo	4:05.329	13	2.979	200.0	Test Practice 1
6	50 LARBRE COMPETITION	Chevrolet Corvette C6-ZR1	LMGTE Am	Julien Canal	4:05.711	8	3.361	199.7	Test Practice 1
7	67 IMSA PERFORMANCE MATMUT	Porsche 911 RSR (997)	LMGTE Am	Raymond Narac	4:06.650	9	4.300	198.9	Test Practice 1
8	83 JMB RACING	Ferrari 458 Italia	LMGTE Am	Alain Ferte	4:06.911	14	4.561	198.7	Test Practice 1
9	99 ASTON MARTIN RACING	Aston Martin Vantage V8	LMGTE Am	Christoffer Nygaard	4:08.686	7	6.336	197.3	Test Practice 1
10	58 LUXURY RACING	Ferrari 458 Italia	LMGTE Am	Gunnar Jeannette	4:09.379	4	7.029	196.7	Test Practice 1
11	50 LARBRE COMPETITION	Chevrolet Corvette C6-ZR1	LMGTE Am	Patrick Bornhauser	4:09.946	8	7.596	196.3	Test Practice 1
12	70 LARBRE COMPETITION	Chevrolet Corvette C6-ZR1	LMGTE Am	Jean-Philippe Belloc	4:10.629	13	8.279	195.8	Test Practice 1
13	55 JWA-AVILA	Porsche 911 RSR (997)	LMGTE Am	Joël Camathias	4:10.665	26	8.315	195.7	Test Practice 1
14	58 LUXURY RACING	Ferrari 458 Italia	LMGTE Am	Pierre Ehret	4:10.780	10	8.430	195.6	Test Practice 1
15	58 LUXURY RACING	Ferrari 458 Italia	LMGTE Am	Frank Montecalvo	4:10.973	17	8.623	195.5	Test Practice 1
16	81 AF CORSE	Ferrari 458 Italia	LMGTE Am	Piergiuseppe Perazzini	4:11.028	18	8.678	195.5	Test Practice 1
17	81 AF CORSE	Ferrari 458 Italia	LMGTE Am	Matt Griffin	4:11.129	17	8.779	195.4	Test Practice 1
18	88 TEAM FELBERMAYR-PROTON	Porsche 911 RSR (997)	LMGTE Am	Paolo Ruberti	4:11.226	3	8.876	195.3	Test Practice 1
19	61 AF CORSE-WALTRIP	Ferrari 458 Italia	LMGTE Am	Rui Aguas	4:12.025	5	9.675	194.7	Test Practice 1
20	81 AF CORSE	Ferrari 458 Italia	LMGTE Am	Nicola Cadei	4:12.048	13	9.698	194.7	Test Practice 1
21	88 TEAM FELBERMAYR-PROTON	Porsche 911 RSR (997)	LMGTE Am	Gianluca Roda	4:12.150	11	9.800	194.6	Test Practice 1
22	79 FLYING LIZARD MOTORSPORTS	Porsche 911 RSR (997)	LMGTE Am	Seth Neiman	4:12.228	19	9.878	194.5	Test Practice 1
23	61 AF CORSE-WALTRIP	Ferrari 458 Italia	LMGTE Am	Brian Vickers	4:13.159	13	10.809	193.8	Test Practice 1
24	83 JMB RACING	Ferrari 458 Italia	LMGTE Am	Manuel Rodrigues	4:13.205	10	10.855	193.8	Test Practice 1
25	57 KROHN RACING	Ferrari 458 Italia	LMGTE Am	Tracy Krohn	4:13.307	19	10.957	193.7	Test Practice 1
26	67 IMSA PERFORMANCE MATMUT	Porsche 911 RSR (997)	LMGTE Am	Anthony Pons	4:15.571	21	13.221	192.0	Test Practice 1
27	83 JMB RACING	Ferrari 458 Italia	LMGTE Am	Philippe Illiano	4:18.971	15	16.621	189.5	Test Practice 1
28	70 LARBRE COMPETITION	Chevrolet Corvette C6-ZR1	LMGTE Am	Christophe Bourret	4:21.406	10	19.056	187.7	Test Practice 1
29	55 JWA-AVILA	Porsche 911 RSR (997)	LMGTE Am	Paul Daniels	4:22.160	9	19.810	187.2	Test Practice 1
30	70 LARBRE COMPETITION	Chevrolet Corvette C6-ZR1	LMGTE Am	Pascal Gibon	4:22.703	8	20.353	186.8	Test Practice 1
31	61 AF CORSE-WALTRIP	Ferrari 458 Italia	LMGTE Am	Robert Kauffman	4:24.548	16	22.198	185.5	Test Practice 1
2	79 FLYING LIZARD MOTORSPORTS	Porsche 911 RSR (997)	LMGTE Am	Marco Holzer					
1	88 TEAM FELBERMAYR-PROTON	Porsche 911 RSR (997)	LMGTE Am	Christian Ried					
3	57 KROHN RACING	Ferrari 458 Italia	LMGTE Am	Michele Rugolo					
<b>LMPC</b>									
1	91 TEAM ORECA	Oreca FLM 09	LMPC	Duncan Ende	3:59.995	14		204.4	Test Practice 1
2	90 TEAM ORECA	Oreca FLM 09	LMPC	Bruno Bazaud	4:00.382	6	0.387	204.1	Test Practice 1
3	90 TEAM ORECA	Oreca FLM 09	LMPC	Denis Caillon	4:04.962	19	4.967	200.3	Test Practice 1
4	90 TEAM ORECA	Oreca FLM 09	LMPC	Fabien Barthez	4:07.401	11	7.406	198.3	Test Practice 1
5	91 TEAM ORECA	Oreca FLM 09	LMPC	Henri Richard	4:12.341	13	12.346	194.4	Test Practice 1
1	91 TEAM ORECA	Oreca FLM 09	LMPC	Steven Palette					



# 24 HEURES DU MANS

16-17 JUIN 2012



## 24 HEURES DU MANS

TEST DAY

After Test Practice 1

Classification by Driver And Class Fastest Lap

Nr	Team	Car	Class	Driver	Time	Laps	Gap	Kph	Session
<b>CDNT</b>									
1	0 HIGHCROFT RACING	Delta Wing Nissan	CDNT	Satoshi Motoyama	3:47.980	16		215.2	Test Practice 1
2	0 HIGHCROFT RACING	Delta Wing Nissan	CDNT	Michael Krumm	3:50.195	15	2.215	213.1	Test Practice 1
1	0 HIGHCROFT RACING	Delta Wing Nissan	CDNT	Marino Franchitti					

Published at: .....

Race Director: Eduardo Freitas

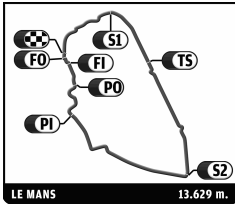
Timekeeper: Christian Crucifix





# 24 HEURES DU MANS

## 16-17 JUN 2012



### 24 HEURES DU MANS

#### TEST DAY

#### Test Practice 1

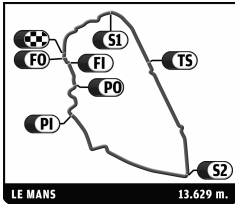
#### Best Sector Times

SECTOR 1			SECTOR 2			SECTOR 3			Pos	Team	Ideal Lap	Best Lap
Pos	Driver	Time	Driver	Time	Driver	Time	Pos	Team				
1	3 L.Duval	32.315	3 L.Duval	1:20.362	1 B.Tréluyer	1:33.913	1	3 AUDI SPORT TEAM JOEST	3:26.806	3:27.732	(1)	
2	1 B.Tréluyer	32.414	7 N.Lapierre	1:20.499	3 L.Duval	1:34.129	2	1 AUDI SPORT TEAM JOEST	3:26.829	3:28.332	(4)	
3	4 M.Bonanomi	32.530	1 B.Tréluyer	1:20.502	2 T.Kristensen	1:34.507	3	2 AUDI SPORT TEAM JOEST	3:27.821	3:28.084	(2)	
4	2 R.Capello	32.593	2 T.Kristensen	1:20.721	4 M.Bonanomi	1:35.242	4	4 AUDI SPORT NORTH AMERICA	3:28.594	3:28.765	(6)	
5	8 S.Buemi	32.676	4 M.Bonanomi	1:20.822	7 K.Nakajima	1:35.888	5	7 TOYOTA RACING	3:29.220	3:28.733	(5)	
6	7 N.Lapierre	32.833	8 A.Davidson	1:21.180	8 S.Buemi	1:36.374	6	8 TOYOTA RACING	3:30.230	3:28.298	(3)	
7	21 D.Watts	33.638	21 D.Watts	1:22.701	21 D.Watts	1:37.448	7	21 STRAKKA RACING	3:33.787	3:34.243	(7)	
8	12 N.Jani	33.788	12 N.Jani	1:23.510	17 S.Ara	1:38.134	8	12 REBELLION RACING	3:35.995	3:36.876	(8)	
9	13 H.Primat	34.367	17 S.Ara	1:24.104	12 N.Jani	1:38.697	9	17 PESCAROLO TEAM	3:36.758	3:37.149	(9)	
10	22 P.Dunmbreck	34.417	13 J.Bleekemolen	1:24.271	13 H.Primat	1:39.436	10	13 REBELLION RACING	3:38.074	3:39.017	(10)	
11	42 L.Ordoñez	34.446	22 P.Dunmbreck	1:24.320	35 O.Pla	1:40.603	11	22 JRM	3:39.689	3:40.408	(11)	
12	38 S.Hancock	34.451	15 B.Baguet	1:25.210	22 P.Dunmbreck	1:40.952	12	35 OAK RACING	3:41.263	3:41.395	(12)	
13	19 J.Vernay	34.492	49 P.Kaffer	1:25.751	16 S.Hall	1:41.004	13	16 PESCAROLO TEAM	3:41.615	3:41.615	(13)	
14	17 S.Ara	34.520	35 O.Pla	1:25.847	33 C.Bouchut	1:41.034	14	33 LEVEL 5 MOTORSPORTS	3:41.733	3:41.739	(15)	
15	49 P.Kaffer	34.573	38 S.Hancock	1:25.978	38 S.Hancock	1:41.309	15	38 JOTA	3:41.738	3:41.738	(14)	
16	33 C.Bouchut	34.606	16 S.Hall	1:25.992	25 J.Charouz	1:41.325	16	15 OAK RACING	3:41.937	3:46.313	(28)	
17	16 S.Hall	34.619	33 C.Bouchut	1:26.093	23 O.Lombard	1:41.587	17	49 PECOM RACING	3:42.208	3:42.443	(16)	
18	15 G.Moreau	34.721	24 O.Pla	1:26.104	24 M.Lahaye	1:41.715	18	24 OAK RACING	3:42.723	3:43.333	(19)	
19	23 O.Lombard	34.762	25 J.Charouz	1:26.597	44 T.Kimber-Smith	1:41.881	19	25 ADR-DELTA	3:42.731	3:42.731	(17)	
20	26 N.Panciatichi	34.791	19 N.Marroc	1:26.731	49 P.Kaffer	1:41.884	20	23 SIGNATECH NISSAN	3:43.298	3:43.298	(18)	
21	44 T.Kimber-Smith	34.794	46 P.Thiriet	1:26.808	15 B.Baguet	1:42.006	21	19 SEBASTIEN LOEB RACING	3:43.402	3:44.538	(22)	
22	25 J.Charouz	34.809	48 J.Firth	1:26.837	19 J.Vernay	1:42.179	22	44 STARWORKS MOTORSPORT	3:43.672	3:43.672	(20)	
23	35 O.Pla	34.813	42 M.Brundle	1:26.873	46 C.Tinseau	1:42.287	23	46 THIRIET BY TDS RACING	3:44.020	3:44.422	(21)	
24	30 Y.Buurman	34.837	23 O.Lombard	1:26.949	26 P.Ragues	1:42.324	24	26 SIGNATECH NISSAN	3:44.287	3:45.518	(25)	
25	24 M.Lahaye	34.904	44 T.Kimber-Smith	1:26.997	45 S.Nakano	1:42.468	25	48 MURPHY PROTOTYPES	3:44.659	3:44.659	(23)	
26	48 J.Firth	34.918	30 Y.Buurman	1:27.103	48 J.Firth	1:42.904	26	42 GREAVES MOTORSPORT	3:44.965	3:46.137	(27)	
27	46 C.Tinseau	34.925	26 P.Ragues	1:27.172	42 L.Ordoñez	1:43.646	27	45 BOUTSEN GINION RACING	3:45.192	3:45.401	(24)	
28	45 S.Nakano	35.097	0 S.Motoyama	1:27.225	30 Y.Buurman	1:43.800	28	30 STATUS GRAND PRIX	3:45.740	3:45.740	(26)	
29	41 R.Gonzalez	35.434	45 S.Nakano	1:27.627	40 R.Meichtry	1:43.900	29	0 HIGHCROFT RACING	3:47.437	3:47.980	(30)	
30	40 R.Meichtry	35.501	95 S.Tucker	1:27.648	0 S.Motoyama	1:44.514	30	40 RACE PERFORMANCE	3:47.600	3:47.600	(29)	
31	95 S.Tucker	35.558	40 R.Meichtry	1:28.199	41 R.Gonzalez	1:44.704	31	41 GREAVES MOTORSPORT	3:48.369	3:48.881	(31)	
32	0 S.Motoyama	35.698	41 R.Gonzalez	1:28.231	95 S.Tucker	1:45.754	32	95 LEVEL 5 MOTORSPORTS	3:48.960	3:49.167	(32)	
33	32 J.Rossiter	36.202	29 J.Deletraz	1:30.239	29 J.Deletraz	1:48.181	33	29 GULF RACING MIDDLE EAST	3:54.899	3:55.132	(33)	
34	90 D.Caillon	36.292	28 L.Badley	1:30.271	32 J.Rossiter	1:49.049	34	32 LOTUS	3:56.059	3:58.526	(35)	
35	29 J.Deletraz	36.479	43 P.Haezebrouck	1:30.438	28 L.Badley	1:49.390	35	28 GULF RACING MIDDLE EAST	3:56.661	3:57.326	(34)	
36	91 D.Ende	36.556	32 J.Rossiter	1:30.808	76 P.Pilet	1:49.392	36	43 EXTREME LIMITE ARIC	3:58.681	3:58.712	(36)	
37	43 P.Haezebrouck	36.887	59 F.Makowiecki	1:31.817	59 F.Makowiecki	1:49.637	37	59 LUXURY RACING	3:58.869	3:58.869	(37)	
38	28 L.Badley	37.000	91 D.Ende	1:32.040	97 S.Mucke	1:49.677	38	91 TEAM ORECA	3:59.531	3:59.995	(39)	
39	31 T.Holzer	37.074	31 T.Holzer	1:32.411	51 G.Bruni	1:49.687	39	90 TEAM ORECA	3:59.730	4:00.382	(42)	
40	51 G.Bruni	37.368	97 A.Fernandez	1:32.611	73 A.Garcia	1:49.963	40	31 LOTUS	3:59.828	4:01.729	(47)	
41	59 F.Makowiecki	37.415	99 A.Simonsen	1:32.835	90 B.Bazaud	1:50.071	41	97 ASTON MARTIN RACING	3:59.967	4:00.128	(40)	
42	74 T.Milner	37.529	80 M.Holzer	1:32.850	80 M.Holzer	1:50.210	42	51 AF CORSE	3:59.984	3:59.984	(38)	
43	77 R.Lietz	37.547	73 A.Garcia	1:32.877	31 T.Holzer	1:50.343	43	76 IMSA PERFORMANCE MATMUT	4:00.171	4:00.172	(41)	
44	73 A.Garcia	37.601	51 G.Bruni	1:32.929	77 R.Lietz	1:50.353	44	73 CORVETTE RACING	4:00.441	4:00.441	(43)	
45	80 J.Bergmeister	37.638	77 R.Lietz	1:32.934	74 O.Gavin	1:50.506	45	80 FLYING LIZARD MOTORSPORTS	4:00.698	4:01.557	(45)	
46	76 P.Pilet	37.638	76 P.Pilet	1:33.141	71 O.Beretta	1:50.842	46	77 TEAM FELBERMAYR-PROTON	4:00.834	4:00.908	(44)	
47	97 S.Mucke	37.679	74 O.Gavin	1:33.301	91 D.Ende	1:50.935	47	74 CORVETTE RACING	4:01.336	4:01.709	(46)	
48	79 P.Long	37.893	90 B.Bazaud	1:33.367	66 J.Cocker	1:51.286	48	99 ASTON MARTIN RACING	4:02.055	4:02.350	(48)	
49	99 A.Simonsen	37.911	79 P.Long	1:33.443	99 K.Poulsen	1:51.309	49	71 AF CORSE	4:02.521	4:02.693	(49)	
50	50 J.Canal	37.983	50 J.Canal	1:33.481	43 P.Haezebrouck	1:51.356	50	50 LARBRE COMPETITION	4:02.869	4:03.934	(50)	
51	71 O.Beretta	38.047	71 M.Cioci	1:33.632	50 P.Lamy	1:51.405	51	79 FLYING LIZARD MOTORSPORTS	4:03.807	4:04.350	(52)	
52	66 J.Walker	38.379	67 N.Armindo	1:33.934	67 N.Armindo	1:52.106	52	66 JMW MOTORSPORT	4:04.081	4:04.304	(51)	



# 24 HEURES DU MANS

16-17 JUN 2012



## 24 HEURES DU MANS

TEST DAY

Test Practice 1

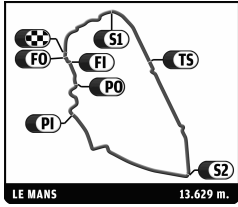
Best Sector Times

SECTOR 1			SECTOR 2		SECTOR 3		Pos	Team	Ideal Lap	Best Lap
Pos	Driver	Time	Driver	Time	Driver	Time				
53	83 A.Ferte	38.435	83 A.Ferte	1:34.271	79 P.Long	1:52.471	53	67 IMSA PERFORMANCE MATMUT	4'04.663	4:05.329 (53)
54	67 N.Armino	38.623	66 J.Cocker	1:34.416	83 A.Ferte	1:53.616	54	83 JMB RACING	4'06.322	4:06.911 (54)
55	81 M.Griffin	38.753	88 P.Ruberti	1:34.991	58 P.Ehret	1:54.799	55	58 LUXURY RACING	4'08.862	4:09.379 (55)
56	58 G.Jeannette	38.985	58 G.Jeannette	1:35.078	70 J.Belloc	1:55.156	56	81 AF CORSE	4'09.477	4:11.028 (58)
57	57 T.Krohn	39.087	55 J.Camathias	1:35.363	81 P.Perazzini	1:55.247	57	88 TEAM FELBERMAYR-PROTON	4'09.513	4:11.226 (59)
58	88 G.Roda	39.191	81 M.Griffin	1:35.477	88 P.Ruberti	1:55.331	58	70 LARBRE COMPETITION	4'10.194	4:10.629 (56)
59	61 B.Vickers	39.206	70 J.Belloc	1:35.512	61 R.Aguas	1:55.524	59	55 JWA-AVILA	4'10.387	4:10.665 (57)
60	55 J.Camathias	39.265	61 B.Vickers	1:36.367	55 J.Camathias	1:55.759	60	61 AF CORSE-WALTRIP	4'11.097	4:12.025 (60)
61	70 J.Belloc	39.526	57 T.Krohn	1:37.244	57 T.Krohn	1:56.366	61	57 KROHN RACING	4'12.697	4:13.307 (61)



# 24 HEURES DU MANS

16-17 JUN 2012



## 24 HEURES DU MANS

TEST DAY

Test Practice 1

Best Specific Sectors

### PORSCHE

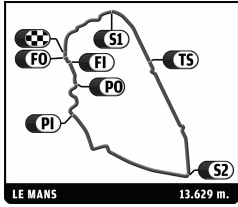
### FORD

Pos	Team	Driver	Time	Kph	Pos	Team	Driver	Time	Kph
1	3 AUDI SPORT TEAM JOEST	R. Dumas	15.784	257,2	1	4 AUDI SPORT NORTH AMERICA	M. Bonanomi	5.558	167,5
2	1 AUDI SPORT TEAM JOEST	B. Tréluyer	16.059	252,8	2	1 AUDI SPORT TEAM JOEST	B. Tréluyer	5.561	167,4
3	2 AUDI SPORT TEAM JOEST	T. Kristensen	16.360	248,2	3	3 AUDI SPORT TEAM JOEST	R. Dumas	5.607	166,0
4	4 AUDI SPORT NORTH AMERICA	M. Bonanomi	16.466	246,6	4	2 AUDI SPORT TEAM JOEST	T. Kristensen	5.672	164,1
5	8 TOYOTA RACING	A. Davidson	16.722	242,8	5	17 PESCAROLO TEAM	S. Ara	5.838	159,4
6	7 TOYOTA RACING	A. Wurz	17.023	238,5	6	8 TOYOTA RACING	A. Davidson	5.844	159,3
7	17 PESCAROLO TEAM	S. Ara	17.107	237,3	7	38 JOTA	S. Hancock	5.870	158,6
8	21 STRAKKA RACING	J. Kane	17.213	235,9	8	33 LEVEL 5 MOTORSPORTS	L. Diaz	5.883	158,2
9	12 REBELLION RACING	N. Heidfeld	17.334	234,2	9	16 PESCAROLO TEAM	S. Hall	5.910	157,5
10	23 SIGNATECH NISSAN	F. Mailleux	17.419	233,1	10	26 SIGNATECH NISSAN	R. Rusinov	5.941	156,7
11	25 ADR-DELTA	J. Martin	17.427	233,0	11	71 AF CORSE	O. Beretta	5.965	156,0
12	13 REBELLION RACING	J. Bleekemolen	17.539	231,5	12	35 OAK RACING	D. Heinemeir Hansson	5.969	155,9
13	49 PECOM RACING	S. Ayari	17.653	230,0	13	12 REBELLION RACING	N. Heidfeld	5.975	155,8
14	46 THIRIET BY TDS RACING	M. Beche	17.736	228,9	14	76 IMSA PERFORMANCE MATMUT	B. Curtis	5.976	155,8
15	35 OAK RACING	D. Heinemeir Hansson	17.739	228,9	15	7 TOYOTA RACING	A. Wurz	5.981	155,6
16	33 LEVEL 5 MOTORSPORTS	L. Diaz	17.796	228,1	16	21 STRAKKA RACING	J. Kane	5.989	155,4
17	45 BOUTSEN GINION RACING	B. Briere	17.837	227,6	17	44 STARWORKS MOTORSPORT	T. Kimber-Smith	6.038	154,2
18	40 RACE PERFORMANCE	J. Hirschi	17.982	225,8	18	13 REBELLION RACING	J. Bleekemolen	6.043	154,0
19	15 OAK RACING	G. Moreau	18.066	224,7	19	23 SIGNATECH NISSAN	F. Mailleux	6.052	153,8
20	24 OAK RACING	M. Lahaye	18.219	222,8	20	15 OAK RACING	G. Moreau	6.054	153,7
21	38 JOTA	S. Hancock	18.268	222,2	21	24 OAK RACING	M. Lahaye	6.062	153,5
22	48 MURPHY PROTOTYPES	B. Hartley	18.270	222,2	22	59 LUXURY RACING	F. Makowiecki	6.099	152,6
23	26 SIGNATECH NISSAN	R. Rusinov	18.284	222,0	23	22 JRM	D. Brabham	6.121	152,1
24	44 STARWORKS MOTORSPORT	T. Kimber-Smith	18.358	221,2	24	51 AF CORSE	T. Vilander	6.137	151,7
25	16 PESCAROLO TEAM	E. Collard	18.360	221,1	25	19 SEBASTIEN LOEB RACING	J. Vernay	6.155	151,2
26	19 SEBASTIEN LOEB RACING	J. Vernay	18.446	220,1	26	49 PECOM RACING	S. Ayari	6.172	150,8
27	30 STATUS GRAND PRIX	Y. Buurman	18.661	217,6	27	80 FLYING LIZARD MOTORSPORTS	M. Holzer	6.189	150,4
28	22 JRM	D. Brabham	18.690	217,2	28	42 GREAVES MOTORSPORT	M. Brundle	6.215	149,8
29	42 GREAVES MOTORSPORT	M. Brundle	18.697	217,1	29	74 CORVETTE RACING	T. Milner	6.258	148,7
30	0 HIGHCROFT RACING	S. Motoyama	18.965	214,1	30	67 IMSA PERFORMANCE MATMUT	A. Pons	6.263	148,6
31	41 GREAVES MOTORSPORT	E. Julian	19.220	211,2	31	40 RACE PERFORMANCE	J. Hirschi	6.292	147,9
32	91 TEAM ORECA	D. Ende	19.317	210,2	32	32 LOTUS	J. Rossiter	6.300	147,7
33	90 TEAM ORECA	F. Barthez	19.961	203,4	33	73 CORVETTE RACING	J. Magnussen	6.305	147,6
34	95 LEVEL 5 MOTORSPORTS	S. Tucker	20.200	201,0	34	25 ADR-DELTA	J. Martin	6.322	147,2
35	32 LOTUS	J. Rossiter	20.254	200,5	35	66 JMW MOTORSPORT	J. Walker	6.337	146,9
36	31 LOTUS	T. Holzer	20.364	199,4	36	48 MURPHY PROTOTYPES	B. Hartley	6.341	146,8
37	29 GULF RACING MIDDLE EAST	J. Deletraz	20.385	199,2	37	45 BOUTSEN GINION RACING	B. Briere	6.351	146,6
38	97 ASTON MARTIN RACING	S. Mucke	20.386	199,2	38	46 THIRIET BY TDS RACING	M. Beche	6.352	146,5
39	59 LUXURY RACING	F. Makowiecki	20.449	198,5	39	90 TEAM ORECA	F. Barthez	6.395	145,5
40	76 IMSA PERFORMANCE MATMUT	P. Pilet	20.457	198,5	40	79 FLYING LIZARD MOTORSPORTS	S. Neiman	6.433	144,7
41	51 AF CORSE	T. Vilander	20.475	198,3	41	97 ASTON MARTIN RACING	S. Mucke	6.437	144,6
42	73 CORVETTE RACING	J. Magnussen	20.537	197,7	42	30 STATUS GRAND PRIX	Y. Buurman	6.442	144,5
43	77 TEAM FELBERMAYR-PROTON	R. Lietz	20.572	197,4	43	99 ASTON MARTIN RACING	A. Simonsen	6.499	143,2
44	74 CORVETTE RACING	T. Milner	20.584	197,2	44	77 TEAM FELBERMAYR-PROTON	R. Lietz	6.514	142,9
45	28 GULF RACING MIDDLE EAST	F. Giroix	20.608	197,0	45	50 LARBRE COMPETITION	P. Bornhauser	6.552	142,1
46	80 FLYING LIZARD MOTORSPORTS	M. Holzer	20.720	195,9	46	95 LEVEL 5 MOTORSPORTS	S. Tucker	6.576	141,5
47	66 JMW MOTORSPORT	J. Walker	20.810	195,1	47	83 JMB RACING	A. Ferte	6.581	141,4
48	50 LARBRE COMPETITION	P. Bornhauser	20.818	195,0	48	41 GREAVES MOTORSPORT	E. Julian	6.598	141,1
49	71 AF CORSE	O. Beretta	20.860	194,6	49	29 GULF RACING MIDDLE EAST	J. Deletraz	6.650	140,0
50	43 EXTREME LIMITE ARIC	P. Thirion	21.018	193,2	50	0 HIGHCROFT RACING	S. Motoyama	6.736	138,2
51	99 ASTON MARTIN RACING	A. Simonsen	21.135	192,1	51	61 AF CORSE-WALTRIP	R. Aguas	6.743	138,0
52	67 IMSA PERFORMANCE MATMUT	A. Pons	21.426	189,5	52	81 AF CORSE	N. Cadei	6.834	136,2
53	83 JMB RACING	A. Ferte	21.488	188,9	53	58 LUXURY RACING	F. Montecalvo	6.842	136,0
54	58 LUXURY RACING	F. Montecalvo	21.770	186,5	54	91 TEAM ORECA	D. Ende	6.885	135,2
55	79 FLYING LIZARD MOTORSPORTS	S. Neiman	21.776	186,4	55	57 KROHN RACING	T. Krohn	6.889	135,1
56	81 AF CORSE	N. Cadei	21.883	185,5	56	31 LOTUS	T. Holzer	6.955	133,8



# 24 HEURES DU MANS

16-17 JUN 2012



## 24 HEURES DU MANS

TEST DAY

Test Practice 1

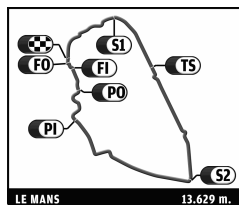
Best Specific Sectors

PORSCHE					FORD				
Pos	Team	Driver	Time	Kph	Pos	Team	Driver	Time	Kph
57	57 KROHN RACING	T. Krohn	22.060	184,0	57	88 TEAM FELBERMAYR-PROTON	G. Roda	6.975	133,4
58	61 AF CORSE-WALTRIP	R. Aguas	22.335	181,8	58	43 EXTREME LIMITE ARIC	P. Thirion	7.067	131,7
59	55 JWA-AVILA	P. Daniels	22.462	180,7	59	28 GULF RACING MIDDLE EAST	F. Giroix	7.146	130,3
60	70 LARBRE COMPETITION	J. Belloc	22.475	180,6	60	70 LARBRE COMPETITION	J. Belloc	7.149	130,2
61	88 TEAM FELBERMAYR-PROTON	G. Roda	22.497	180,5	61	55 JWA-AVILA	P. Daniels	7.207	129,1



# 24 HEURES DU MANS

## 16-17 JUIN 2012



### 24 HEURES DU MANS

#### TEST DAY

After Test Practice 1

Event maximum speed

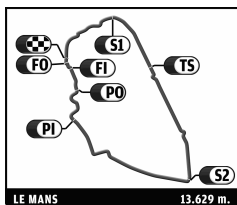
Team	Car	Class	Driver	Top Speed	Lap	Session
7 TOYOTA RACING	Toyota TS 030 - Hybrid	LMP1	Kazuki Nakajima	330.1	24	Test Practice 1
8 TOYOTA RACING	Toyota TS 030 - Hybrid	LMP1	Sébastien Buemi	328.1	31	Test Practice 1
3 AUDI SPORT TEAM JOEST	Audi R18 Ultra	LMP1	Loic Duval	326.1	51	Test Practice 1
2 AUDI SPORT TEAM JOEST	Audi R18 e-tron quattro	LMP1	Tom Kristensen	325.2	18	Test Practice 1
4 AUDI SPORT NORTH AMERICA	Audi R18 Ultra	LMP1	Marco Bonanomi	324.2	51	Test Practice 1
1 AUDI SPORT TEAM JOEST	Audi R18 e-tron quattro	LMP1	Benoît Tréluyer	322.3	30	Test Practice 1
17 PESCAROLO TEAM	Dome - Judd	LMP1	Seiji Ara	322.3	40	Test Practice 1
21 STRAKKA RACING	HPD ARX 03a - Honda	LMP1	Danny Watts	320.4	13	Test Practice 1
22 JRM	HPD ARX 03a - Honda	LMP1	Peter Dunmbreck	314.9	12	Test Practice 1
13 REBELLION RACING	Lola B12/60 Coupe - Toyota	LMP1	Jeroen Bleekemolen	312.2	15	Test Practice 1
12 REBELLION RACING	Lola B12/60 Coupe - Toyota	LMP1	Neel Jani	311.3	34	Test Practice 1
16 PESCAROLO TEAM	Pescarolo 03 - Judd	LMP1	Stuart Hall	308.6	13	Test Practice 1
24 OAK RACING	Morgan - Judd	LMP2	Mathieu Lahaye	308.6	32	Test Practice 1
15 OAK RACING	Oak Pescarolo - Judd	LMP1	Bertrand Baguette	307.8	4	Test Practice 1
35 OAK RACING	Morgan - Nissan	LMP2	Olivier Pla	306.9	23	Test Practice 1
0 HIGHCROFT RACING	Delta Wing Nissan	CDNT	Satoshi Motoyama	306.9	29	Test Practice 1
33 LEVEL 5 MOTORSPORTS	HPD ARX 03b - Honda	LMP2	Luis Diaz	304.3	10	Test Practice 1
95 LEVEL 5 MOTORSPORTS	HPD ARX 03b - Honda	LMP2	Scott Tucker	303.5	33	Test Practice 1
46 THIRIET BY TDS RACING	Oreca 03 - Nissan	LMP2	Christophe Tinseau	302.7	36	Test Practice 1
44 STARWORKS MOTORSPORT	HPD ARX 03b - Honda	LMP2	Thomas Kimber-Smith	301.8	5	Test Practice 1
38 JOTA	Zytek Z11SN - Nissan	LMP2	Sam Hancock	301.0	44	Test Practice 1
26 SIGNATECH NISSAN	Oreca 03 - Nissan	LMP2	Roman Rusinov	300.2	27	Test Practice 1
30 STATUS GRAND PRIX	Lola - Judd	LMP2	Alexander Sims	300.2	19	Test Practice 1
41 GREAVES MOTORSPORT	Zytek Z11SN - Nissan	LMP2	Ricardo Gonzalez	300.2	20	Test Practice 1
42 GREAVES MOTORSPORT	Zytek Z11SN - Nissan	LMP2	Alex Brundle	300.2	22	Test Practice 1
23 SIGNATECH NISSAN	Oreca 03 - Nissan	LMP2	Olivier Lombard	299.3	33	Test Practice 1
45 BOUTSEN GINION RACING	Oreca 03 - Nissan	LMP2	Shinji Nakano	299.3	35	Test Practice 1
19 SEBASTIEN LOEB RACING	Oreca 03 - Nissan	LMP2	Nicolas Marroc	298.5	7	Test Practice 1
25 ADR-DÉLTA	Oreca 03 - Nissan	LMP2	Jan Charouz	297.7	29	Test Practice 1
48 MURPHY PROTOTYPES	Oreca 03 - Nissan	LMP2	Jody Firth	297.7	25	Test Practice 1
49 PECOM RACING	Oreca 03 - Nissan	LMP2	Soheil Ayari	297.7	44	Test Practice 1
40 RACE PERFORMANCE	Oreca 03 - Judd	LMP2	Ralph Meichtry	294.5	21	Test Practice 1
29 GULF RACING MIDDLE EAST	Lola B12/80 Coupe - Nissan	LMP2	Jean-Denis Deletraz	293.7	8	Test Practice 1
28 GULF RACING MIDDLE EAST	Lola B12/80 Coupe - Nissan	LMP2	Ludovic Badey	292.9	4	Test Practice 1
43 EXTREME LIMITE ARIC	Norma MP 2000 - Judd	LMP2	Philippe Haezebrouck	292.1	21	Test Practice 1
59 LUXURY RACING	Ferrari 458 Italia	LMGTE Pro	Frédéric Makowiecki	292.1	14	Test Practice 1
74 CORVETTE RACING	Chevrolet Corvette C6-ZR1	LMGTE Pro	Oliver Gavin	291.4	16	Test Practice 1
31 LOTUS	LOLA B12/80 Coupe - Lotus	LMP2	Mirco Schultis	289.8	21	Test Practice 1
66 JMW MOTORSPORT	Ferrari 458 Italia	LMGTE Pro	James Walker	287.5	41	Test Practice 1
71 AF CORSE	Ferrari 458 Italia	LMGTE Pro	Olivier Beretta	287.5	40	Test Practice 1
73 CORVETTE RACING	Chevrolet Corvette C6-ZR1	LMGTE Pro	Antonio Garcia	287.5	28	Test Practice 1
80 FLYING LIZARD MOTORSPORTS	Porsche 911 RSR (997)	LMGTE Pro	Marco Holzer	287.5	25	Test Practice 1
79 FLYING LIZARD MOTORSPORTS	Porsche 911 RSR (997)	LMGTE Am	Seth Neiman	287.5	14	Test Practice 1
51 AF CORSE	Ferrari 458 Italia	LMGTE Pro	Gianmaria Bruni	286.8	27	Test Practice 1
97 ASTON MARTIN RACING	Aston Martin Vantage V8	LMGTE Pro	Adrian Fernandez	286.8	18	Test Practice 1
67 IMSA PERFORMANCE MATMUT	Porsche 911 RSR (997)	LMGTE Am	Raymond Narac	286.8	32	Test Practice 1
83 JMB RACING	Ferrari 458 Italia	LMGTE Am	Alain Ferte	286.8	30	Test Practice 1
50 LARBRE COMPETITION	Chevrolet Corvette C6-ZR1	LMGTE Am	Patrick Bornhauser	285.3	28	Test Practice 1
88 TEAM FELBERMAYR-PROTON	Porsche 911 RSR (997)	LMGTE Am	Gianluca Roda	285.3	6	Test Practice 1
76 IMSA PERFORMANCE MATMUT	Porsche 911 RSR (997)	LMGTE Pro	Patrick Pilet	284.5	28	Test Practice 1
77 TEAM FELBERMAYR-PROTON	Porsche 911 RSR (997)	LMGTE Pro	Marc Lieb	284.5	11	Test Practice 1
58 LUXURY RACING	Ferrari 458 Italia	LMGTE Am	Gunnar Jeannette	284.5	14	Test Practice 1
99 ASTON MARTIN RACING	Aston Martin Vantage V8	LMGTE Am	Kristian Poulsen	284.5	16	Test Practice 1
61 AF CORSE-WALTRIP	Ferrari 458 Italia	LMGTE Am	Brian Vickers	283.8	16	Test Practice 1
55 JWA-AVILA	Porsche 911 RSR (997)	LMGTE Am	Joël Camathias	282.3	7	Test Practice 1
70 LARBRE COMPETITION	Chevrolet Corvette C6-ZR1	LMGTE Am	Jean-Philippe Belloc	282.3	5	Test Practice 1
90 TEAM ORECA	Oreca FLM 09	LMPC	Denis Caillon	280.2	13	Test Practice 1





# 24 HEURES DU MANS

16-17 JUIN 2012



## 24 HEURES DU MANS

TEST DAY

Test Practice 1

Fastest Lap Sequence

Practice Time	Team	Car	Class	Driver	Time	Kph	Lap
10:00.718	67 IMSA PERFORMANCE MATMUT	Porsche 911 RSR (997)	LMGTE Am	Anthony Pons	4:48.423	170.1	2
14:05.993	71 AF CORSE	Ferrari 458 Italia	LMGTE Pro	Olivier Beretta	4:32.286	180.2	2
15:11.549	25 ADR-DELTA	Oreca 03 - Nissan	LMP2	John Martin	4:19.663	189.0	2
17:27.289	24 OAK RACING	Morgan - Judd	LMP2	Matthieu Lahaye	4:04.463	200.7	3
19:39.469	15 OAK RACING	Oak Pescarolo - Judd	LMP1	Bertrand Baguette	3:58.276	205.9	3
22:01.293	17 PESCAROLO TEAM	Dome - Judd	LMP1	Seiji Ara	3:57.116	206.9	3
22:10.586	8 TOYOTA RACING	Toyota TS 030 - Hybrid	LMP1	Anthony Davidson	3:42.206	220.8	3
25:50.798	8 TOYOTA RACING	Toyota TS 030 - Hybrid	LMP1	Anthony Davidson	3:40.212	222.8	4
38:15.741	4 AUDI SPORT NORTH AMERICA	Audi R18 Ultra	LMP1	Marco Bonanomi	3:34.909	228.3	5
41:49.532	4 AUDI SPORT NORTH AMERICA	Audi R18 Ultra	LMP1	Marco Bonanomi	3:33.791	229.5	6
59:49.798	4 AUDI SPORT NORTH AMERICA	Audi R18 Ultra	LMP1	Marco Bonanomi	3:31.275	232.2	11
1:07:38.145	8 TOYOTA RACING	Toyota TS 030 - Hybrid	LMP1	Anthony Davidson	3:31.039	232.5	11
2:44:38.054	7 TOYOTA RACING	Toyota TS 030 - Hybrid	LMP1	Kazuki Nakajima	3:30.202	233.4	21
2:51:10.865	1 AUDI SPORT TEAM JOEST	Audi R18 e-tron quattro	LMP1	Benoit Tréluyer	3:29.570	234.1	6
2:58:06.112	2 AUDI SPORT TEAM JOEST	Audi R18 e-tron quattro	LMP1	Tom Kristensen	3:29.496	234.2	8
3:05:16.289	1 AUDI SPORT TEAM JOEST	Audi R18 e-tron quattro	LMP1	Benoit Tréluyer	3:28.750	235.0	10
3:49:03.726	1 AUDI SPORT TEAM JOEST	Audi R18 e-tron quattro	LMP1	Benoit Tréluyer	3:28.332	235.5	19
3:54:18.690	3 AUDI SPORT TEAM JOEST	Audi R18 Ultra	LMP1	Loic Duval	3:27.732	236.2	11

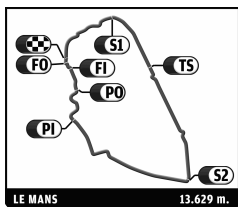






# 24 HEURES DU MANS

## 16-17 JUIN 2012



### 24 HEURES DU MANS

#### TEST DAY

#### Test Practice 1

#### Sector Analysis

■ Personal Best ■ Session Best B Crossing the finish line in pit lane

Lap	D	Time	Sector 1	Sector 2	Sector 3	Porsche	Ford	T. Spd	Hour	Elapsed
21	2	4:30.965 B	33.086	1:26.810	2:31.069	34.473		300.2	11:08	2:08:34.432
22	3	24:46.475	...	1:31.636	1:49.657	20.630	7.561	264.6	11:33	2:33:20.907
23	3	3:40.523	35.234	1:24.613	1:40.676	18.286	6.054	315.8	11:37	2:37:01.430
24	3	3:32.341	33.753	1:21.830	1:36.758	17.426	5.640	316.7	11:40	2:40:33.771
25	3	3:31.337	32.647	1:21.061	1:37.629	17.606	6.661	318.5	11:44	2:44:05.108
26	3	3:36.187	34.422	1:21.534	1:40.231	16.936	5.755	321.4	11:47	2:47:41.295
27	3	3:29.570	32.576	<b>1:20.502</b>	1:36.492	16.665	5.784	320.4	11:51	2:51:10.865
28	3	3:29.773	32.977	1:21.078	1:35.718	16.678	5.843	318.5	11:54	2:54:40.638
29	3	3:33.330	33.099	1:21.535	1:38.696	19.415	5.899	319.5	11:58	2:58:13.968
30	3	3:33.571	32.957	1:22.937	1:37.677	18.564	5.716	322.3	12:01	3:01:47.539
31	3	3:28.750	32.772	1:20.523	1:35.455	16.452	5.656	319.5	12:05	3:05:16.289
32	3	3:47.333 B	32.613	1:21.596	1:53.124	21.552		320.4	12:09	3:09:03.622
33	3	15:11.765	...	1:25.614	1:38.665	17.750	6.060	306.9	12:24	3:24:15.387
34	3	3:34.323	33.496	1:22.586	1:38.241	16.865	6.105	319.5	12:27	3:27:49.710
35	3	3:30.965	33.780	1:21.876	1:35.309	16.511	5.747	317.6	12:31	3:31:20.675
36	3	3:39.744	37.092	1:22.611	1:40.041	19.238	5.919	319.5	12:35	3:35:00.419
37	3	3:31.695	32.989	1:23.408	1:35.298	16.617	5.722	320.4	12:38	3:38:32.114
38	3	3:34.223	34.394	1:21.374	1:38.455	17.136	6.561	322.3	12:42	3:42:06.337
39	3	3:29.057	32.696	1:21.018	1:35.343	16.782	5.612	322.3	12:45	3:45:35.394
40	3	<b>3:28.332</b>	32.685	1:21.734	1:33.913	16.059	5.561	319.5	12:49	3:49:03.726
41	3	3:32.831	35.118	1:21.565	1:36.148	17.882	5.680	318.5	12:52	3:52:36.557
42	3	3:34.684	<b>32.414</b>	1:24.948	1:37.322	16.768	5.665	319.5	12:56	3:56:11.241
43	3	3:34.337	34.375	1:22.337	1:37.625	16.687	5.730	318.5	12:59	3:59:45.578
44	3	3:40.972 B	32.594	1:22.267	1:46.111	17.301		317.6	13:03	4:03:26.550

## 2

### AUDI SPORT TEAM JOEST

1. Rinaldo Capello  
2. Tom Kristensen

3. Allan McNish

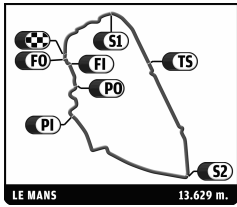
Audi R18 e-tron quattro  
LMP1

Lap	D	Time	Sector 1	Sector 2	Sector 3	Porsche	Ford	T. Spd	Hour	Elapsed
1	1	4:32.066 B	50.310	1:36.029	2:05.727	22.963		252.9	09:04	4:32.066
2	1	15:27.934 B	6:07.066	1:55.901	7:24.967			273.8	09:20	20:00.000
3	1	1:07:34.813 B	...	1:36.432	1:59.935	21.339		267.8	10:27	1:27:34.813
4	1	9:31.789	6:19.428	1:25.311	1:47.050	22.828	6.421	305.2	10:37	1:37:06.602
5	1	3:39.698	33.582	1:22.545	1:43.571	20.139	6.568	315.8	10:40	1:40:46.300
6	1	3:38.486	33.166	1:25.036	1:40.284	18.511	6.239	312.2	10:44	1:44:24.786
7	1	3:33.254	32.903	1:21.910	1:38.441	18.710	5.996	315.8	10:47	1:47:58.040
8	1	3:41.606	33.313	1:25.273	1:43.020	20.880	6.309	314.9	10:51	1:51:39.646
9	1	3:38.959	33.820	1:25.469	1:39.670	19.502	6.163	306.1	10:55	1:55:18.605
10	1	3:32.216	33.150	1:21.539	1:37.527	17.283	5.953	314.0	10:58	1:58:50.821
11	1	3:35.804	<b>32.593</b>	1:22.145	1:41.066	20.856	6.175	319.5	11:02	2:02:26.625
12	1	4:13.412 B	34.478	1:22.448	2:16.486	26.613		315.8	11:06	2:06:40.037
13	2	26:20.771	...	1:28.953	1:45.939	19.930	6.827	271.1	11:33	2:33:00.808
14	2	3:38.375	33.955	1:24.891	1:39.529	18.151	6.153	316.7	11:36	2:36:39.183
15	2	3:32.385	33.077	1:22.044	1:37.264	17.498	6.057	314.0	11:40	2:40:11.568
16	2	3:37.382	33.146	1:23.027	1:41.209	20.469	6.277	317.6	11:43	2:43:48.950
17	2	3:41.260	34.202	1:26.190	1:40.868	19.589	6.245	304.3	11:47	2:47:30.210
18	2	3:32.933	33.496	1:22.780	1:36.657	17.298	5.914	325.2	11:51	2:51:03.143
19	2	3:33.473	34.032	1:21.988	1:37.453	17.138	6.609	322.3	11:54	2:54:36.616
20	2	3:29.496	32.633	1:20.886	1:35.977	16.739	5.897	318.5	11:58	2:58:06.112
21	2	3:33.212	33.180	1:21.617	1:38.415	17.346	5.989	314.9	12:01	3:01:39.324
22	2	3:35.275	33.915	1:22.611	1:38.749	18.488	5.960	317.6	12:05	3:05:14.599
23	2	3:41.721	33.505	1:23.538	1:44.678	21.823	6.444	296.1	12:08	3:08:56.320
24	2	3:49.842 B	33.970	1:23.389	1:52.483	19.810		313.1	12:12	3:12:46.162
25	2	23:07.360	...	1:27.972	1:43.700	18.769	7.468	308.6	12:35	3:35:53.522
26	2	3:37.155	34.407	1:23.463	1:39.285	17.932	6.451	313.1	12:39	3:39:30.677
27	2	3:36.224	33.333	1:21.729	1:41.162	19.056	6.050	318.5	12:43	3:43:06.901
28	2	3:48.618	39.479	1:27.627	1:41.512	17.976	6.130	299.3	12:46	3:46:55.519
29	2	3:36.511	33.174	1:22.844	1:40.493	20.121	6.258	318.5	12:50	3:50:32.030
30	2	3:30.008	32.742	1:21.301	1:35.965	17.411	5.808	320.4	12:54	3:54:02.038



# 24 HEURES DU MANS

## 16-17 JUIN 2012



### 24 HEURES DU MANS

#### TEST DAY

#### Test Practice 1

#### Sector Analysis

Personal Best Session Best B Crossing the finish line in pit lane

Lap	D	Time	Sector 1	Sector 2	Sector 3	Porsche	Ford	T. Spd	Hour	Elapsed
31	2	<b>3:28.084</b>	32.856	<b>1:20.721</b>	<b>1:34.507</b>	16.360	5.672	321.4	12:57	3:57:30.122
32	2	3:36.643	32.983	1:25.266	1:38.394	16.845	6.958	318.5	13:01	4:01:06.765

<b>3</b>	<b>AUDI SPORT TEAM JOEST</b>									Audi R18 Ultra
	1.Romain Dumas		3.Marc Gené							LMP1
	2.Loic Duval									

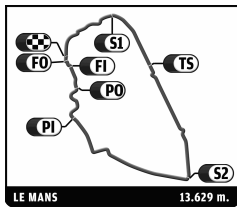
1	1	4:42.291 B	59.929	1:38.168	2:04.194	24.145		204.6	09:04	4:42.291
2	1	19:08.374	...	1:28.736	1:47.926	20.764	7.366	304.3	09:23	23:50.665
3	1	3:52.425	36.631	1:27.458	1:48.336	22.371	7.117	320.4	09:27	27:43.090
4	1	3:47.977	35.640	1:26.297	1:46.040	20.512	6.998	317.6	09:31	31:31.067
5	1	3:54.638 B	35.571	1:25.839	1:53.228	20.141		319.5	09:35	35:25.705
6	1	4:54.540	1:44.730	1:25.806	1:44.004	19.651	6.877	319.5	09:40	40:20.245
7	1	3:40.693	35.583	1:23.688	1:41.422	18.799	6.500	319.5	09:44	44:00.938
8	1	3:36.817	34.185	1:23.006	1:39.626	18.123	6.360	319.5	09:47	47:37.755
9	1	3:35.034	33.439	1:22.735	1:38.860	17.919	6.384	318.5	09:51	51:12.789
10	1	3:38.135	34.845	1:24.189	1:39.101	17.910	6.131	321.4	09:54	54:50.924
11	1	3:38.343	33.082	1:25.110	1:40.151	18.801	6.229	321.4	09:58	58:29.267
12	1	3:35.322	33.140	1:22.471	1:39.711	18.217	6.112	319.5	10:02	1:02:04.589
13	1	3:33.478	32.929	1:21.635	1:38.914	17.454	7.083	320.4	10:05	1:05:38.067
14	1	3:33.829	33.055	1:21.462	1:39.312	18.879	6.362	320.4	10:09	1:09:11.896
15	1	3:48.996 B	35.218	1:24.845	1:48.933	18.937		311.3	10:13	1:13:00.892
16	3	8:28.240	5:18.397	1:26.997	1:42.846	19.646	6.678	318.5	10:21	1:21:29.132
17	3	3:39.724	36.963	1:23.375	1:39.386	18.114	6.176	321.4	10:25	1:25:08.856
18	3	3:46.042 B	33.319	1:22.405	1:50.318	20.976		321.4	10:28	1:28:54.898
19	3	4:56.488 B	1:37.307	1:27.340	1:51.841	18.403		298.5	10:33	1:33:51.386
20	3	5:12.599	2:03.000	1:22.580	1:47.019	23.429	6.248	319.5	10:39	1:39:03.985
21	3	3:41.127	36.441	1:22.377	1:42.309	18.545	6.063	320.4	10:42	1:42:45.112
22	3	3:38.327	33.190	1:25.202	1:39.935	17.590	6.062	324.2	10:46	1:46:23.439
23	3	3:43.565	33.596	1:24.443	1:45.526	21.102	7.573	323.3	10:50	1:50:07.004
24	3	3:35.691	33.044	1:22.256	1:40.391	17.376	5.864	320.4	10:53	1:53:42.695
25	3	3:31.039	32.770	1:21.861	1:36.408	16.753	5.675	321.4	10:57	1:57:13.734
26	3	3:33.893	32.629	1:21.526	1:39.738	18.635	7.174	322.3	11:00	2:00:47.627
27	3	3:36.786	33.480	1:21.252	1:42.054	19.769	6.350	320.4	11:04	2:04:24.413
28	3	4:19.161 B	33.458	1:29.656	2:16.047	30.253		297.7	11:08	2:08:43.574
29	3	24:27.439	...	1:30.449	1:43.730	19.519	6.375	267.1	11:33	2:33:11.013
30	3	3:34.081	33.616	1:22.506	1:37.959	16.972	6.018	320.4	11:36	2:36:45.094
31	3	3:34.115	33.143	1:23.256	1:37.716	16.984	5.866	323.3	11:40	2:40:19.209
32	3	3:31.335	32.930	1:21.617	1:36.788	16.605	5.803	323.3	11:43	2:43:50.544
33	3	3:34.917	33.353	1:24.569	1:36.995	17.242	6.016	318.5	11:47	2:47:25.461
34	3	3:36.063	32.862	1:26.133	1:37.068	16.933	6.312	318.5	11:51	2:51:01.524
35	3	3:30.061	32.771	1:21.375	1:35.915	16.708	5.785	321.4	11:54	2:54:31.585
36	3	3:46.293	32.845	1:29.421	1:44.027	20.359	6.521	325.2	11:58	2:58:17.878
37	3	3:36.398	33.328	1:22.174	1:40.896	20.342	6.232	321.4	12:01	3:01:54.276
38	3	3:32.111	33.854	1:21.638	1:36.619	17.241	5.964	319.5	12:05	3:05:26.387
39	3	3:40.783	36.844	1:22.142	1:41.797	21.153	5.919	320.4	12:09	3:09:07.170
40	3	3:46.827 B	33.162	1:24.574	1:49.091	19.458		244.4	12:12	3:12:53.997
41	2	5:32.546	2:23.761	1:26.246	1:42.539	18.473	6.258	315.8	12:18	3:18:26.543
42	2	3:36.327	33.948	1:22.853	1:39.526	18.285	5.988	321.4	12:22	3:22:02.870
43	2	3:42.813	33.380	1:31.260	1:38.173	16.844	5.945	324.2	12:25	3:25:45.683
44	2	3:42.773	39.864	1:23.353	1:39.556	18.485	6.133	320.4	12:29	3:29:28.456
45	2	3:31.075	33.092	1:22.082	1:35.901	16.322	5.848	322.3	12:32	3:32:59.531
46	2	3:36.705	36.924	1:23.614	1:36.167	16.237	5.933	322.3	12:36	3:36:36.236
47	2	3:29.304	32.664	1:20.783	1:35.857	17.068	5.798	323.3	12:40	3:40:05.540
48	2	3:30.547	32.591	1:21.058	1:36.898	16.968	6.238	320.4	12:43	3:43:36.087
49	2	3:41.616	36.863	1:23.627	1:41.126	19.595	5.937	320.4	12:47	3:47:17.703
50	2	3:33.255	33.742	1:21.932	1:37.581	17.700	5.834	320.4	12:50	3:50:50.958
51	2	3:27.732	32.650	1:20.953	<b>1:34.129</b>	15.784	5.607	326.1	12:54	3:54:18.690
52	2	3:38.209 B	32.315	1:20.362	1:45.532	15.933		323.3	12:57	3:57:56.899





# 24 HEURES DU MANS

## 16-17 JUIN 2012



### 24 HEURES DU MANS

TEST DAY

Test Practice 1

### Sector Analysis

■ Personal Best ■ Session Best B Crossing the finish line in pit lane

Lap	D	Time	Sector 1	Sector 2	Sector 3	Porsche	Ford	T. Spd	Hour	Elapsed
1	1	6:16.950 B	2:33.865	1:37.242	2:05.843	22.550		241.2	09:06	6:16.950
2	1	16:31.284	...	1:28.337	1:43.969	19.692	6.666		09:22	22:48.234
3	1	3:43.003	35.409	1:25.615	1:41.979	18.963	6.369	323.3	09:26	26:31.237
4	1	3:41.839	34.976	1:24.542	1:42.321	19.445	6.512	323.3	09:30	30:13.076
5	1	3:58.992 B	37.792	1:24.538	1:56.662			322.3	09:34	34:12.068
6	3	13:35.076			1:50.557	21.013	7.713		09:47	47:47.144
7	3	3:44.219	36.477	1:24.773	1:42.969	19.058	7.297	319.5	09:51	51:31.363
8	3	3:55.016 B	34.815	1:23.741	1:56.460	21.269		320.4	09:55	55:26.379
9	3	12:32.732	9:21.665	1:25.221	1:45.846	21.343	7.447	323.3	10:07	1:07:59.111
10	3	3:45.512	35.942	1:26.703	1:42.867		6.750	306.9	10:11	1:11:44.623
11	3	3:39.276	34.947	1:23.283	1:41.046		6.585	324.2	10:15	1:15:23.899
12	3	3:37.287	34.812	1:22.294	1:40.181		6.601	323.3	10:19	1:19:01.186
13	3	3:33.720	34.174	1:21.935	1:37.611		6.315	324.2	10:22	1:22:34.906
14	3	3:35.467	33.952	1:21.963	1:39.552		6.360	324.2	10:26	1:26:10.373
15	3	3:36.505	33.443	1:21.905	1:41.157		6.423	326.1	10:29	1:29:46.878
16	3	3:44.044	35.499	1:24.591	1:43.954		6.428		10:33	1:33:30.922
17	3	3:39.893	34.676	1:22.765	1:42.452	20.086	6.616	326.1	10:37	1:37:10.815
18	3	3:42.383	33.698	1:21.517	1:47.168	23.232	6.713	325.2	10:40	1:40:53.198
19	3	4:02.498 B	35.540	1:30.672	1:56.286	20.367		324.2	10:44	1:44:55.696
20	3	11:53.189	8:47.102	1:26.206	1:39.881		6.534	321.4	10:56	1:56:48.885
21	3	3:36.458	33.977	1:25.078	1:37.403	17.393	6.071	325.2	11:00	2:00:25.343
22	3	4:03.913 B	35.183	1:28.323	2:00.407				11:04	2:04:29.256
23	3	29:24.504			1:39.538		6.360	321.4	11:33	2:33:53.760
24	3	3:38.946	33.547	1:25.314	1:40.085	18.491	6.266	330.1	11:37	2:37:32.706
25	3	3:35.146	33.484	1:20.661	1:41.001		6.130	326.1	11:41	2:41:07.852
26	3	3:30.202	33.355	1:20.959	1:35.888		6.103	329.1	11:44	2:44:38.054
27	3	3:35.331	33.769	1:21.400	1:40.162		6.581	328.1	11:48	2:48:13.385
28	3	3:50.911 B	34.537	1:24.051	1:52.323	18.990		326.1	11:52	2:52:04.296
29	3	8:50.289	5:41.802	1:28.225	1:40.262	18.477	6.310	324.2	12:00	3:00:54.585
30	3	3:39.530	35.922	1:24.140	1:39.468		6.194	325.2	12:04	3:04:34.115
31	3	3:38.743	33.563	1:21.887	1:43.293		6.361	323.3	12:08	3:08:12.858
32	3	3:37.808	39.364	1:21.994	1:36.450	17.167	6.214	324.2	12:11	3:11:50.666
33	3	3:34.561	33.483				6.157	328.1	12:15	3:15:25.227
34	3	3:51.266 B	33.970	1:23.009	1:54.287	17.471		326.1	12:19	3:19:16.493
35	2	11:32.075	8:26.829	1:25.024	1:40.222	18.981	6.426	321.4	12:30	3:30:48.568
36	2	3:38.460	38.290	1:22.465	1:37.705		6.142	325.2	12:34	3:34:27.028
37	2	3:35.483	34.266	1:23.276	1:37.941	17.947		325.2	12:38	3:38:02.511
38	2	3:34.670	33.729	1:21.726	1:39.215		6.456	323.3	12:41	3:41:37.181
39	2	3:30.831	33.429				6.038	325.2	12:45	3:45:08.012
40	2	3:31.031	33.178	1:20.499	1:37.354		6.012	324.2	12:48	3:48:39.043
41	2	3:32.123	34.062	1:21.326	1:36.735		6.080	325.2	12:52	3:52:11.166
42	2	3:36.545	33.189				8.346	326.1	12:55	3:55:47.711
43	2	3:35.320	35.939				6.090	324.2	12:59	3:59:23.031
44	2	3:28.733	32.833			17.023	5.981	329.1	13:02	4:02:51.764

8

#### TOYOTA RACING

1. Anthony Davidson  
2. Sébastien Buemi

3. Stéphane Sarrazin  
4. Kazuki Nakajima

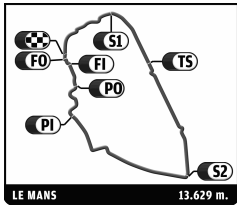
Toyota TS 030 - Hybrid  
LMP1

1	1	6:24.123 B	2:41.587	1:37.529	2:05.007	23.060		241.2	09:06	6:24.123
2	1	12:04.257	8:49.990	1:27.194	1:47.073	19.753	7.400	287.5	09:18	18:28.380
3	1	3:42.206	35.421	1:24.937	1:41.848	18.830	6.744	308.6	09:22	22:10.586
4	1	3:40.212	35.312	1:24.474	1:40.426	18.406	6.513	322.3	09:25	25:50.798
5	1	3:40.388	36.312	1:23.899	1:40.177		6.515		09:29	29:31.186
6	1	3:52.516 B	36.514	1:26.034	1:49.968	18.496		314.0	09:33	33:23.702
7	1	19:59.415	...	1:23.707	1:41.460	19.917	6.397	319.5	09:53	53:23.117
8	1	3:35.211	33.548	1:22.846	1:38.817	17.417	6.038	323.3	09:56	56:58.328
9	1	3:37.241	34.497	1:24.313	1:38.431	17.321	6.237	325.2	10:00	1:00:35.569
10	1	3:31.537	33.681	1:21.454	1:36.402	17.285	5.868	325.2	10:04	1:04:07.106



# 24 HEURES DU MANS

## 16-17 JUIN 2012



### 24 HEURES DU MANS

TEST DAY

Test Practice 1

### Sector Analysis

■ Personal Best ■ Session Best B Crossing the finish line in pit lane

Lap	D	Time	Sector 1	Sector 2	Sector 3	Porsche	Ford	T. Spd	Hour	Elapsed
11	1	3:31.039	33.417	1:21.180	1:36.442	16.838	6.011	327.1	10:07	1:07:38.145
12	1	3:42.522 B	33.488	1:21.669	1:47.365	17.640		325.2	10:11	1:11:20.667
13	4	19:04.202	...	1:29.131	1:48.749	21.230	7.427	240.1	10:30	1:30:24.869
14	4	3:49.683	35.763	1:25.110	1:48.810	20.059	6.819	322.3	10:34	1:34:14.552
15	4	3:49.544	35.305	1:23.060	1:51.179	22.753	6.888	324.2	10:38	1:38:04.096
16	4	3:50.032	36.568	1:25.490	1:47.974	22.133	6.678	324.2	10:41	1:41:54.128
17	4	4:18.311 B	37.300	1:36.694	2:04.317	21.407		323.3	10:46	1:46:12.439
18	4	13:27.969	...	1:24.489	1:42.612		6.460	320.4	10:59	1:59:40.408
19	4	3:34.651	34.101	1:22.360	1:38.190	18.121	6.087	324.2	11:03	2:03:15.059
20	4	4:45.239 B	34.166	1:23.211	2:47.862	46.283		325.2	11:08	2:08:00.298
21	2	25:56.875	...	1:23.698	1:41.676		6.424	320.4	11:33	2:33:57.173
22	2	3:41.231	35.988	1:24.120	1:41.123	19.411	6.390	324.2	11:37	2:37:38.404
23	2	3:35.174	34.285	1:22.864	1:38.025		6.332	324.2	11:41	2:41:13.578
24	2	4:07.806 B	34.981	1:22.892	2:09.933	21.212		319.5	11:45	2:45:21.384
25	2	15:49.619 B	...	1:22.984	1:59.079	22.385		322.3	12:01	3:01:11.003
26	2	11:46.041	8:42.324	1:23.770	1:39.947	18.640	6.901	321.4	12:12	3:12:57.044
27	2	3:43.056	36.384	1:23.839	1:42.833	20.450	6.361	324.2	12:16	3:16:40.100
28	2	3:32.831	33.494	1:22.463	1:36.874	17.832	6.041	325.2	12:20	3:20:12.931
29	2	3:37.400	34.491	1:23.729	1:39.180		6.133	326.1	12:23	3:23:50.331
30	2	3:34.075	33.176	1:23.059	1:37.840		6.013	312.2	12:27	3:27:24.406
31	2	3:33.822	33.336	1:22.221	1:38.265	19.417	5.988	328.1	12:30	3:30:58.228
32	2	3:43.590 B	34.045	1:22.626	1:46.919	17.545		324.2	12:34	3:34:41.818
33	2	8:53.932	5:47.841	1:24.943	1:41.148	19.135	6.422	324.2	12:43	3:43:35.750
34	2	3:43.717	37.668	1:23.892	1:42.157	20.596	5.858	324.2	12:47	3:47:19.467
35	2	3:32.020	33.198	1:21.509	1:37.313	17.493	6.096	327.1	12:50	3:50:51.487
36	2	3:31.539	33.239	1:21.926	1:36.374	17.341	5.902	328.1	12:54	3:54:23.026
37	2	3:28.298	32.676			16.722	5.844	328.1	12:57	3:57:51.324
38	2	3:33.017	33.643	1:21.543	1:37.831		6.023	326.1	13:01	4:01:24.341

12

REBELLION RACING

- 1. Nicolas Prost
- 2. Neel Jani

3. Nick Heidfeld

Lola B12/60 Coupe - Toyota

LMP1

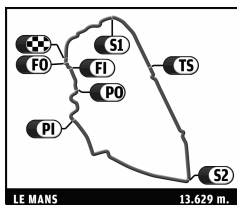
1	3	5:14.834 B	1:02.633	1:47.871	2:24.330	29.230		254.1	09:05	5:14.834
2	3	25:47.288 B	...	1:31.347	2:02.480	22.532		289.0	09:31	31:02.122
3	3	7:48.293	4:32.090	1:28.683	1:47.520	20.414	7.279	304.3	09:38	38:50.415
4	3	3:48.534	36.871	1:27.187	1:44.476	19.208	7.000	308.6	09:42	42:38.949
5	3	3:47.083	36.044	1:27.179	1:43.860	18.847	7.106	310.4	09:46	46:26.032
6	3	3:58.663 B	35.745	1:26.753	1:56.165	21.506		307.8	09:50	50:24.695
7	3	9:27.679	6:10.632	1:28.423	1:48.624	22.014	7.236	301.0	09:59	59:52.374
8	3	3:44.139	35.041	1:25.874	1:43.224	18.903	6.815	306.1	10:03	1:03:36.513
9	3	3:43.277	35.424	1:26.198	1:41.655	18.388	6.496	307.8	10:07	1:07:19.790
10	3	3:48.768	37.548	1:28.162	1:43.058	19.122	6.481	306.9	10:11	1:11:08.558
11	3	3:42.509	34.728	1:24.809	1:42.972	18.279	6.339	306.1	10:14	1:14:51.067
12	3	3:37.679	34.176	1:23.855	1:39.648	17.625	6.200	308.6	10:18	1:18:28.746
13	3	3:40.081	34.242	1:24.243	1:41.596	19.010	6.355	305.2	10:22	1:22:08.827
14	3	3:41.312	34.040	1:24.262	1:43.010	20.629	6.442	308.6	10:25	1:25:50.139
15	3	3:44.713	34.022	1:24.097	1:46.594	22.781	6.520	307.8	10:29	1:29:34.852
16	3	3:48.140	35.075	1:24.484	1:48.581	21.366	7.251	305.2	10:33	1:33:22.992
17	3	3:54.063 B	35.335	1:25.121	1:53.607	19.595		306.9	10:37	1:37:17.055
18	1	57:57.596	...	1:30.170	1:53.076	24.635	6.629	300.2	11:35	2:35:14.651
19	1	3:53.412	35.555	1:28.510	1:49.347	23.336	6.573	298.5	11:39	2:39:08.063
20	1	3:44.410	34.863	1:25.990	1:43.557	19.531	6.423	306.1	11:42	2:42:52.473
21	1	3:40.299	34.293	1:25.018	1:40.988	18.468	5.975	307.8	11:46	2:46:32.772
22	1	3:43.664	34.442	1:25.015	1:44.207	20.358	6.521	307.8	11:50	2:50:16.436
23	1	3:42.462	35.342	1:25.813	1:41.307	18.582	6.200	306.9	11:53	2:53:58.898
24	1	3:45.392	35.821	1:25.565	1:44.006	18.911	7.281	309.5	11:57	2:57:44.290
25	1	3:42.717	35.684	1:26.722	1:40.311	18.092	6.210	309.5	12:01	3:01:27.007
26	1	3:42.186	34.513	1:24.615	1:43.058	18.743	6.307	308.6	12:05	3:05:09.193





# 24 HEURES DU MANS

## 16-17 JUIN 2012



### 24 HEURES DU MANS

#### TEST DAY

#### Test Practice 1

#### Sector Analysis

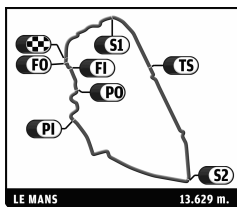
■ Personal Best ■ Session Best B Crossing the finish line in pit lane

Lap	D	Time	Sector 1	Sector 2	Sector 3	Porsche	Ford	T. Spd	Hour	Elapsed
<b>15</b>		<b>OAK RACING</b>		3.Dominik Kraihamer						Oak Pescarolo - Judd LMP1
		1.Guillaume Moreau								
		2.Bertrand Baguette								
1	2	5:09.734 B	1:07.863	1:39.010	2:22.861	28.696		239.1	09:05	5:09.734
2	2	10:31.459	6:57.464	1:32.892	2:01.103	28.230	7.787	255.3	09:15	15:41.193
3	2	3:58.276	37.445	1:29.111	1:51.720	22.130	7.336	305.2	09:19	19:39.469
4	2	4:12.340 B	37.722	1:35.957	1:58.661	20.926		307.8	09:23	23:51.809
5	2	10:00.727 B	6:24.251	1:35.087	2:01.389	20.560		272.5	09:33	33:52.536
6	1	7:58.320 B	4:30.289	1:31.231	1:56.800	19.512		279.4	09:41	41:50.856
7	2	7:27.668 B	4:00.656	1:31.434	1:55.578	18.993		304.3	09:49	49:18.524
8	2	7:08.973 B	3:44.530	1:29.556	1:54.887	18.699		306.1	09:56	56:27.497
9	2	6:41.220 B	3:13.295	1:28.817	1:59.108	20.595		306.9	10:03	1:03:08.717
10	2	6:15.203 B	2:50.455	1:27.880	1:56.868	19.628		307.8	10:09	1:09:23.920
11	2	7:08.540	3:44.080	1:32.477	1:51.983	21.800	6.760	286.0	10:16	1:16:32.460
12	2	3:51.832	43.258	1:26.171	1:42.403	18.344	6.435	304.3	10:20	1:20:24.292
13	2	4:10.149	34.810	1:53.333	1:42.006	18.175	6.341	135.7	10:24	1:24:34.441
14	2	3:46.313	36.140	1:27.863	1:42.310	19.252	6.330	307.8	10:28	1:28:20.754
15	2	3:49.957 B	34.828	1:25.210	1:49.919	18.066		306.9	10:32	1:32:10.711
16	1	10:27.351	7:07.868	1:29.049	1:50.434	21.605	6.529	290.6	10:42	1:42:38.062
17	1	3:47.648	35.816	1:28.507	1:43.325	19.077	6.054	306.9	10:46	1:46:25.710
18	1	4:22.438 B	34.721	1:25.496	2:22.221	24.786		305.2	10:50	1:50:48.148
19	1	9:33.451	6:19.506	1:28.330	1:45.615	19.900	7.053	303.5	11:00	2:00:21.599
<b>16</b>		<b>PESCAROLO TEAM</b>		3.Stuart Hall						Pescarolo 03 - Judd LMP1
		1.Emmanuel Collard								
		2.Jean-Christophe Boullion								
1	1	9:00.670 B	4:46.356	1:51.913	2:22.401	29.077		180.3	09:09	9:00.670
2	3	19:00.466	...	1:40.809	2:01.999	25.768	8.087	220.7	09:28	28:01.136
3	3	4:13.466	41.073	1:33.725	1:58.668	24.858	8.991	269.8	09:32	32:14.602
4	3	4:15.375 B	40.101	1:30.881	2:04.393	23.745		304.3	09:36	36:29.977
5	3	19:31.004	...	1:33.070	1:53.456	23.118	7.254	282.3	09:56	56:00.981
6	3	3:58.131	37.807	1:29.423	1:50.901	22.739	6.968	303.5	09:59	59:59.112
7	3	3:54.436	37.045	1:28.708	1:48.683	21.519	6.811	301.0	10:03	1:03:53.548
8	3	3:51.593	36.409	1:27.738	1:47.446	20.974	6.558	306.1	10:07	1:07:45.141
9	3	4:02.203 B	37.290	1:27.572	1:57.341	21.007		305.2	10:11	1:11:47.344
10	3	2:30:27.902	...	1:32.199	1:50.603	21.153	6.738	289.0	12:42	3:42:15.246
11	3	3:48.571	36.039	1:27.745	1:44.787	19.756	6.463	305.2	12:46	3:46:03.817
12	3	3:44.211	35.169	1:26.342	1:42.700	19.083	6.053	306.1	12:49	3:49:48.028
13	3	3:42.707	34.799	1:26.144	1:41.764	18.673	5.985	308.6	12:53	3:53:30.735
14	3	3:41.615	34.619	1:25.992	1:41.004	18.360	5.910	308.6	12:57	3:57:12.350
15	3	3:47.212	34.704	1:26.772	1:45.736	21.594	6.166	304.3	13:00	4:00:59.562
<b>17</b>		<b>PESCAROLO TEAM</b>								Dome - Judd LMP1
		1.Nicolas Minassian								
		2.Seiji Ara								
1	2	5:58.810 B	1:50.237	1:42.862	2:25.711	27.109		217.2	09:05	5:58.810
2	2	12:05.367	8:37.943	1:34.852	1:52.572	21.900		268.5	09:18	18:04.177
3	2	3:57.116	38.551	1:29.374	1:49.191	20.659	7.274	315.8	09:22	22:01.293
4	2	3:49.006	37.076	1:27.634	1:44.296	19.091	6.554	316.7	09:25	25:50.299
5	2	3:59.202 B	36.251	1:27.359	1:55.592	19.540		306.9	09:29	29:49.501
6	2	15:17.432	...	1:29.405	1:45.306	19.542	6.704	282.3	09:45	45:06.933
7	2	3:45.975	35.797	1:26.362	1:43.816	18.528	6.939	313.1	09:48	48:52.908
8	2	3:43.257	35.442	1:25.143	1:42.672	19.055		310.4	09:52	52:36.165
9	2	3:57.463 B	36.120	1:27.588	1:53.755	18.595		315.8	09:56	56:33.628
10	2	16:50.648	...	1:37.127	1:52.749	22.423	7.640	234.5	10:13	1:13:24.276
11	2	3:53.145	37.480	1:28.998	1:46.667	20.628	6.731	312.2	10:17	1:17:17.421
12	2	3:50.705	36.486	1:27.824	1:46.395	20.310	6.882	314.9	10:21	1:21:08.126
13	2	3:47.869	35.880	1:27.111	1:44.878	19.457	6.859	314.9	10:24	1:24:55.995



# 24 HEURES DU MANS

## 16-17 JUIN 2012



### 24 HEURES DU MANS

#### TEST DAY

#### Test Practice 1

#### Sector Analysis

■ Personal Best ■ Session Best B Crossing the finish line in pit lane

Lap	D	Time	Sector 1	Sector 2	Sector 3	Porsche	Ford	T. Spd	Hour	Elapsed
14	2	3:45.645	35.548	1:26.564	1:43.533	19.228	6.609	308.6	10:28	1:28:41.640
15	2	3:46.053	35.410	1:27.394	1:43.249	19.115	6.428	311.3	10:32	1:32:27.693
16	2	4:04.109 B	35.062	1:26.152	2:02.895	21.837		313.1	10:36	1:36:31.802
17	2	8:02.989	4:36.824	1:39.922	1:46.243	19.181	6.692	284.5	10:44	1:44:34.791
18	2	3:42.263	35.229	1:25.830	1:41.204	17.928	6.047	306.9	10:48	1:48:17.054
19	2	3:58.605 B	34.862	1:25.588	1:58.155	22.534		313.1	10:52	1:52:15.659
20	2	4:52.791	1:43.811	1:27.418	1:41.562	18.230		307.8	10:57	1:57:08.450
21	2	3:42.184	34.520	1:25.233	1:42.431	19.181	6.371	315.8	11:00	2:00:50.634
22	2	3:38.370	34.865	1:24.203	1:39.302	17.677	5.897	314.0	11:04	2:04:29.004
23	2	4:42.884 B			2:31.895	27.896		220.3	11:09	2:09:11.888
24	2	24:07.580	...	1:32.343	1:47.239	21.017	6.860	243.9	11:33	2:33:19.468
25	2	3:44.952	35.029	1:25.264	1:44.659	18.838	6.710	313.1	11:37	2:37:04.420
26	2	3:39.033	34.848	1:24.104	1:40.081	18.197	6.134	312.2	11:40	2:40:43.453
27	2	3:37.149	34.582	1:24.433	1:38.134	17.107	5.838	311.3	11:44	2:44:20.602
28	2	3:52.111 B	35.295	1:26.096	1:50.720	18.184		309.5	11:48	2:48:12.713
29	2	6:57.378	3:36.600	1:35.349	1:45.429	18.725	6.983	306.1	11:55	2:55:10.091
30	2	4:00.368 B	34.752	1:32.167	1:53.449	18.942		313.1	11:59	2:59:10.459
31	2	6:37.327	3:26.335	1:27.702	1:43.290	18.189	6.386	310.4	12:05	3:05:47.786
32	2	3:55.475	35.400	1:34.792	1:45.283	18.846	6.981	312.2	12:09	3:09:43.261
33	2	3:41.045	35.052	1:25.420	1:40.573	17.826	6.017	321.4	12:13	3:13:24.306
34	2	3:57.088 B	35.718	1:25.934	1:55.436	19.812		314.0	12:17	3:17:21.394
35	2	9:59.997	5:11.537	3:00.605	1:47.855	20.914	6.815	313.1	12:27	3:27:21.391
36	2	3:50.161	35.735	1:27.740	1:46.686	19.269	6.446	313.1	12:31	3:31:11.552
37	2	3:52.066	37.599	1:27.696	1:46.771	19.731	6.613	312.2	12:35	3:35:03.618
38	2	3:45.599	35.520	1:26.367	1:43.712	18.808	6.489	318.5	12:38	3:38:49.217
39	2	3:49.434	36.869	1:27.283	1:45.282	20.743	6.770	292.1	12:42	3:42:38.651
40	2	3:54.213	35.775	1:26.800	1:51.638	23.998	7.326	322.3	12:46	3:46:32.864
41	2	3:45.034	35.594	1:26.691	1:42.749	18.822	6.522	318.5	12:50	3:50:17.898
42	2	3:43.179	35.274	1:25.695	1:42.210	18.653		311.3	12:54	3:54:01.077
43	2	3:43.242	36.180	1:25.277	1:41.785		6.329	316.7	12:57	3:57:44.319
44	2	3:44.328	34.999	1:25.183	1:44.146		6.343	321.4	13:01	4:01:28.647

19

SEBASTIEN LOEB RACING

1. Nicolas Marroc  
2. Sébastien Loeb

3. Jean-Karl Vernay

Oreca 03 - Nissan  
LMP2

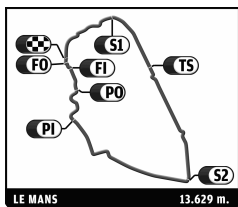
1	1	11:54.288 B	7:59.493	1:38.852	2:15.943	25.692		229.1	09:11	11:54.288
2	1	13:37.158	...	1:33.130	2:00.493	23.907	7.640	261.4	09:25	25:31.446
3	1	3:57.025	37.229	1:29.891	1:49.905	21.843	6.605	294.5	09:29	29:28.471
4	1	4:01.608	37.957	1:31.134	1:52.517	22.432	7.037	296.9	09:33	33:30.079
5	1	3:54.896	36.553	1:29.473	1:48.870	20.765	6.557	294.5	09:37	37:24.975
6	1	3:52.402	36.474	1:28.776	1:47.152	20.584	6.705	296.9	09:41	41:17.377
7	1	3:51.219	35.800	1:29.132	1:46.287	20.605	6.275	298.5	09:45	45:08.596
8	1	4:05.307 B	36.005	1:27.963	2:01.339	25.726		297.7	09:49	49:13.903
9	1	16:23.071 B	...	1:30.993	2:02.997	21.752		289.0	10:05	1:05:36.974
10	1	4:52.487	1:37.402	1:28.333	1:46.752	20.515	6.438	292.9	10:10	1:10:29.461
11	1	3:50.336	35.448	1:27.883	1:47.005	21.068	6.437	295.3	10:14	1:14:19.797
12	1	3:48.986	35.919	1:27.557	1:45.510	20.223	6.274	295.3	10:18	1:18:08.783
13	1	4:00.458 B	36.965	1:27.780	1:55.713	19.561		293.7	10:22	1:22:09.241
14	1	12:58.405	9:37.057	1:28.066	1:53.282	21.042	6.683	292.1	10:35	1:35:07.646
15	1	3:50.982	35.482	1:26.879	1:48.621	21.040	6.447	293.7	10:38	1:38:58.628
16	1	3:45.895	34.744	1:26.731	1:44.420	19.491	6.249	294.5	10:42	1:42:44.523
17	1	3:57.737 B	34.996	1:27.378	1:55.363	19.100		297.7	10:46	1:46:42.260
18	2	10:08.481	6:44.953	1:32.367	1:51.161	21.590	7.419	292.1	10:56	1:56:50.741
19	2	3:55.860	36.769	1:30.132	1:48.959	20.038	7.185	288.3	11:00	2:00:46.601
20	2	3:53.424	37.756	1:28.353	1:47.315	19.848	6.894	295.3	11:04	2:04:40.025
21	2	5:02.867 B	36.075	1:52.411	2:34.381	26.595		200.1	11:09	2:09:42.892
22	2	25:22.520	...	1:30.943	1:50.254	20.535	6.811	295.3	11:35	2:35:05.412
23	2	3:50.415	35.667	1:28.301	1:46.447	19.326	6.699	294.5	11:38	2:38:55.827





# 24 HEURES DU MANS

## 16-17 JUIN 2012



### 24 HEURES DU MANS

#### TEST DAY

#### Test Practice 1

#### Sector Analysis

■ Personal Best ■ Session Best B Crossing the finish line in pit lane

Lap	D	Time	Sector 1	Sector 2	Sector 3	Porsche	Ford	T. Spd	Hour	Elapsed
24	2	3:48.977	35.730	1:27.796	1:45.451	19.228	6.440	295.3	11:42	2:42:44.804
25	2	3:46.919	35.511	1:27.346	1:44.062	18.832	6.306	293.7	11:46	2:46:31.723
26	2	3:48.433	35.037	1:27.216	1:46.180	21.046	6.541	297.7	11:50	2:50:20.156
27	2	3:49.155	35.701	1:28.991	1:44.463	18.740	6.368	295.3	11:54	2:54:09.311
28	2	3:59.900 B	35.509	1:27.435	1:56.956	20.078	6.270	294.5	11:58	2:58:09.211
29	3	10:02.213	6:33.237	1:33.859	1:55.117	22.811	7.313	291.4	12:08	3:08:11.424
30	3	4:02.580	41.283	1:30.979	1:50.318	22.201	6.797	292.9	12:12	3:12:14.004
31	3	3:56.166	36.854	1:30.269	1:49.043	20.914	6.538	294.5	12:16	3:16:10.170
32	3	3:56.018	35.976	1:29.704	1:50.338	23.531	6.722	293.7	12:20	3:20:06.188
33	3	4:04.868 B	36.257	1:30.780	1:57.831	20.593	6.593	296.1	12:24	3:24:11.056
34	3	7:36.604	4:14.908	1:33.463	1:48.233	21.042	6.667	296.9	12:31	3:31:47.660
35	3	3:53.416	36.461	1:29.337	1:47.618	21.566	6.528	293.7	12:35	3:35:41.076
36	3	3:50.418	35.557	1:28.858	1:46.003	19.663	6.725	293.7	12:39	3:39:31.494
37	3	3:58.405 B	35.802	1:28.297	1:54.306	19.406	6.528	294.5	12:43	3:43:29.899
38	3	5:28.956	2:09.718	1:28.860	1:50.378	22.666	7.860	295.3	12:48	3:48:58.855
39	3	3:45.265	34.847	1:27.409	1:43.009	18.821	6.188	296.1	12:52	3:52:44.120
40	3	<b>3:44.538</b>	34.921	1:27.438	<b>1:42.179</b>	18.446	6.155	295.3	12:56	3:56:28.658
41	3	3:46.556	<b>34.492</b>	1:27.444	1:44.620	18.579	7.193	296.1	13:00	4:00:15.214

## 21

#### STRAKKA RACING

1. Nick Leventis  
2. Danny Watts

3. Jonny Kane

HPD ARX 03a - Honda  
LMP1

1	3	1:05:53.370 B	...	1:44.321	2:12.420	25.101	6.817	220.3	10:05	1:05:53.370
2	3	17:28.556	...	1:32.356	1:47.269	20.863	6.817	292.1	10:23	1:23:21.926
3	3	3:46.639	36.313	1:26.523	1:43.803	19.834	6.590	314.0	10:27	1:27:08.565
4	3	3:41.548	35.107	1:24.578	1:41.863	19.200	6.299	314.9	10:30	1:30:50.113
5	3	3:43.440	34.359	1:24.072	1:45.009	20.030	6.260	313.1	10:34	1:34:33.553
6	3	3:58.547 B	34.253	1:24.464	1:59.830	24.342	6.260	314.0	10:38	1:38:32.100
7	3	17:21.399	...	1:27.140	1:44.224	19.870	6.326	294.5	10:55	1:55:53.499
8	3	3:42.586	34.619	1:24.011	1:43.956	20.467	6.259	317.6	10:59	1:59:36.085
9	3	3:37.954	34.313	1:23.432	1:40.209	18.587	6.081	315.8	11:03	2:03:14.039
10	3	4:48.412 B	34.353	1:23.421	2:50.638	42.928	6.081	315.8	11:08	2:08:02.451
11	2	25:12.102	...	1:31.032	1:48.606	21.500	7.019	282.3	11:33	2:33:14.553
12	2	3:46.196	36.754	1:26.336	1:43.106	19.477	6.420	316.7	11:37	2:37:00.749
13	2	3:38.257	34.198	1:24.037	1:40.022	18.939	6.036	320.4	11:40	2:40:39.006
14	2	<b>3:34.243</b>	33.863	1:22.932	<b>1:37.448</b>	17.213	5.989	314.9	11:44	2:44:13.249
15	2	3:41.986	33.957	1:23.164	1:44.865	21.738	7.100	316.7	11:47	2:47:55.235
16	2	3:40.314	<b>33.638</b>	<b>1:22.701</b>	1:43.975	19.233	7.898	314.0	11:51	2:51:35.549
17	2	3:55.995 B	35.225	1:24.015	1:56.755	21.141	6.593	316.7	11:55	2:55:31.544
18	1	20:04.183	...	1:36.493	1:58.582	22.434	7.472	280.2	12:15	3:15:35.727
19	1	3:54.834	36.899	1:28.826	1:49.109	21.608	7.092	312.2	12:19	3:19:30.561
20	1	3:55.625	40.273	1:28.516	1:46.836	20.586	6.907	312.2	12:23	3:23:26.186
21	1	3:50.846	36.804	1:28.052	1:45.990	20.323	6.798	314.0	12:27	3:27:17.032
22	1	3:49.409	36.495	1:27.312	1:45.602	20.079	6.853	314.9	12:31	3:31:06.441
23	1	8:25.358 B	35.971	4:55.838	2:53.549	32.444	6.853	314.0	12:39	3:39:31.799

## 22

#### JRM

1. David Brabham  
2. Karun Chandhok

3. Peter Dunbreck

HPD ARX 03a - Honda  
LMP1

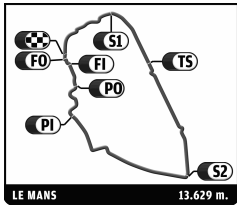
1	1	21:27.006 B	...	1:40.288	2:06.144	23.130	6.962	242.3	09:21	21:27.006
2	1	1:11:26.320	...	1:38.352	1:46.133	20.216	6.962	275.9	10:32	1:32:53.326
3	1	3:46.802	36.256	1:26.583	1:43.963	19.424	6.621	309.5	10:36	1:36:40.128
4	1	3:47.814	34.886	1:25.490	1:47.438	21.341	6.791	312.2	10:40	1:40:27.942
5	1	4:03.619 B	36.787	1:28.826	1:58.006	22.186	6.791	304.3	10:44	1:44:31.561
6	3	1:43:27.051	...	1:37.949	1:47.278	20.716	6.822	284.5	12:27	3:27:58.612
7	3	3:50.505	36.574	1:27.804	1:46.127	21.793	6.612	309.5	12:31	3:31:49.117
8	3	7:59.088	4:18.375	1:53.216	1:47.497	20.668	6.696	186.5	12:39	3:39:48.205
9	3	3:47.135	36.269	1:27.678	1:43.188	19.477	6.439	311.3	12:43	3:43:35.340
10	3	3:49.030	37.336	1:27.122	1:44.572	19.970	6.978	297.7	12:47	3:47:24.370





# 24 HEURES DU MANS

## 16-17 JUIN 2012



### 24 HEURES DU MANS

TEST DAY

Test Practice 1

### Sector Analysis

■ Personal Best ■ Session Best B Crossing the finish line in pit lane

Lap	D	Time	Sector 1	Sector 2	Sector 3	Porsche	Ford	T. Spd	Hour	Elapsed
3	2	4:04.463	39.377	1:33.174	1:51.912	21.068	7.674	296.9	09:17	17:27.289
4	2	3:58.750	37.832	1:31.199	1:49.719	21.019	7.416	301.0	09:21	21:26.039
5	2	4:11.949 B	37.503	1:31.456	2:02.990	23.323		301.8	09:25	25:37.988
6	1	7:53.851	4:24.656	1:33.146	1:56.049	22.993	8.134	265.8	09:33	33:31.839
7	1	4:02.236	38.799	1:32.163	1:51.274	21.770	7.375	302.7	09:37	37:34.075
8	1	4:01.251	38.197	1:31.796	1:51.258	21.664	7.391	301.0	09:41	41:35.326
9	1	4:17.197 B	38.915	1:31.555	2:06.727	25.046		301.8	09:45	45:52.523
10	1	5:52.669	2:33.080	1:30.816	1:48.773	20.993	6.937	300.2	09:51	51:45.192
11	1	3:56.633	37.191	1:30.495	1:48.947	20.626	6.893	300.2	09:55	55:41.825
12	1	3:55.096	36.973	1:29.606	1:48.517	21.279	6.770	300.2	09:59	59:36.921
13	1	3:51.495	36.603	1:28.909	1:45.983	19.436	6.773	300.2	10:03	1:03:28.416
14	1	3:50.788	36.538	1:28.351	1:45.899	19.674	6.640	301.8	10:07	1:07:19.204
15	1	4:29.767	37.494	1:58.555	1:53.718	21.917	7.295	302.7	10:11	1:11:48.971
16	1	3:59.660	36.642	1:31.531	1:51.487	21.553	7.638	301.8	10:15	1:15:48.631
17	1	3:51.586	36.594	1:28.892	1:46.100	19.804	6.569	303.5	10:19	1:19:40.217
18	1	3:52.722	36.122	1:29.130	1:47.470	21.443	6.622	301.8	10:23	1:23:32.939
19	1	3:59.595	36.148	1:35.530	1:47.917	20.172	7.934	302.7	10:27	1:27:32.534
20	1	3:56.107	36.998	1:28.911	1:50.198	22.720	7.170	301.8	10:31	1:31:28.641
21	1	4:28.557 B	37.814	1:29.861	2:20.882	23.741		304.3	10:35	1:35:57.198
22	2	7:14.785	3:48.381	1:34.897	1:51.507	21.709	7.047	287.5	10:43	1:43:11.983
23	2	3:51.755	36.427	1:29.028	1:46.300	19.765	6.792	302.7	10:47	1:47:03.738
24	2	3:54.217	35.899	1:27.896	1:50.422	21.913	7.217	303.5	10:50	1:50:57.955
25	2	3:51.896	36.554	1:29.285	1:46.057	20.119	6.879	304.3	10:54	1:54:49.851
26	2	3:49.166	35.840	1:27.664	1:45.662	19.973	6.828	306.1	10:58	1:58:39.017
27	2	3:52.101	35.687	1:28.040	1:48.374	22.310	6.834	281.6	11:02	2:02:31.118
28	2	4:40.960 B	35.502	1:27.765	2:37.693	29.391		305.2	11:07	2:07:12.078
29	2	27:25.553	...	1:31.283	1:48.585	20.572	6.871	299.3	11:34	2:34:37.631
30	2	3:52.963	35.663	1:27.495	1:49.805	19.890	9.291	303.5	11:38	2:38:30.594
31	2	3:49.207	37.591	1:28.035	1:43.581	19.218	6.674	302.7	11:42	2:42:19.801
32	2	4:00.052 B	36.336	1:27.800	1:55.916	20.631		308.6	11:46	2:46:19.853
33	2	5:15.496	2:03.365	1:26.830	1:45.301	19.276	7.478	304.3	11:51	2:51:35.349
34	2	3:46.556	36.341	1:27.606	1:42.609	18.748	6.467	307.8	11:55	2:55:21.905
35	2	<b>3:43.333</b>	<b>34.904</b>	1:26.714	<b>1:41.715</b>	18.219	6.289	304.3	11:59	2:59:05.238
36	2	3:56.376 B	35.764	1:27.530	1:53.082	19.322		303.5	12:03	3:03:01.614
37	2	7:52.451	4:40.544	1:28.694	1:43.213	18.804	6.451	300.2	12:10	3:10:54.065
38	2	3:47.739	35.653	1:27.145	1:44.941	20.032	6.697	302.7	12:14	3:14:41.804
39	2	3:56.884 B	36.163	1:27.725	1:52.996	18.958		303.5	12:18	3:18:38.688
40	2	6:23.198	3:11.259	1:28.234	1:43.705	18.837	6.673	301.0	12:25	3:25:01.886
41	2	3:47.531	37.876	1:27.189	1:42.466	18.384	6.358	301.8	12:28	3:28:49.417
42	2	3:56.845 B	36.290	1:27.887	1:52.668	18.974		301.8	12:32	3:32:46.262
43	3	5:58.503	2:38.633	1:33.205	1:46.665	19.368	6.256	292.9	12:38	3:38:44.765
44	3	3:50.532	35.615	1:27.056	1:47.861	19.669	7.492	302.7	12:42	3:42:35.297
45	3	3:46.197	35.228	1:26.824	1:44.145	18.346	6.389	301.8	12:46	3:46:21.494
46	3	3:55.135 B	35.716	<b>1:26.104</b>	1:53.315	19.481		303.5	12:50	3:50:16.629
47	3	6:20.277	2:51.810	1:36.337	1:52.130	18.744	6.588	279.4	12:56	3:56:36.906
48	3	3:45.664	34.955	1:28.574	1:42.135	18.484	6.062	303.5	13:00	4:00:22.570

**25**

ADR-DELTA

1. John Martin  
2. Jan Charouz

3. Tor Graves

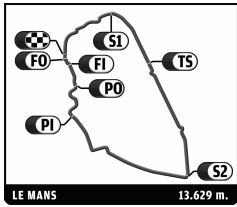
Oreca 03 - Nissan  
LMP2

1	1	10:51.886	6:55.359	1:46.795	2:09.732	27.536	9.346	238.6	09:10	10:51.886
2	1	4:19.663	43.730	1:36.751	1:59.182	23.631	8.370	292.1	09:15	15:11.549
3	1	4:19.490 B	39.748	1:33.632	2:06.110	22.652		292.1	09:19	19:31.039
4	1	15:28.940	...	1:35.707	1:55.030	22.734	7.977	289.0	09:34	34:59.979
5	1	4:11.930 B	40.027	1:31.536	2:00.367	21.231		293.7	09:39	39:11.909
6	1	11:24.596	8:04.736	1:31.010	1:48.850	20.201	7.295	293.7	09:50	50:36.505
7	1	3:55.722	36.157	1:28.682	1:50.883	20.222	7.146	296.1	09:54	54:32.227
8	1	3:49.423	35.570	1:28.050	1:45.803	19.189	6.783	296.1	09:58	58:21.650



# 24 HEURES DU MANS

## 16-17 JUIN 2012



### 24 HEURES DU MANS

TEST DAY

Test Practice 1

### Sector Analysis

■ Personal Best ■ Session Best B Crossing the finish line in pit lane

Lap	D	Time	Sector 1	Sector 2	Sector 3	Porsche	Ford	T. Spd	Hour	Elapsed
9	1	3:49.641	36.195	1:27.722	1:45.724	18.805	6.637	294.5	10:02	1:02:11.291
10	1	3:46.630	35.157	1:27.753	1:43.720	18.451	6.801	295.3	10:05	1:05:57.921
11	1	3:57.087 B	35.167	1:27.971	1:53.949	18.541		296.1	10:09	1:09:55.008
12	3	9:58.479	6:08.731	1:41.042	2:08.706	26.175	8.863	282.3	10:19	1:19:53.487
13	3	4:12.455	39.999	1:34.280	1:58.176	23.159	8.033	292.1	10:24	1:24:05.942
14	3	4:05.466	39.835	1:30.905	1:54.726	22.164	9.994	293.7	10:28	1:28:11.408
15	3	4:01.044	37.584	1:32.125	1:51.335	21.061	7.734	296.1	10:32	1:32:12.452
16	3	4:23.232 B	37.497	1:30.201	2:15.534	23.010		293.7	10:36	1:36:35.684
17	3	30:40.692 B	...	1:32.945	2:41.383	27.299		292.1	11:07	2:07:16.376
18	3	28:14.618	...	1:33.758	1:51.850	20.919	7.790	291.4	11:35	2:35:30.994
19	3	3:56.277	38.089	1:30.913	1:47.275	20.205	6.973	295.3	11:39	2:39:27.271
20	3	3:56.393	36.927	1:30.857	1:48.609	20.471	7.945	295.3	11:43	2:43:23.664
21	3	3:50.308	35.846	1:28.530	1:45.932	19.435	6.845	293.7	11:47	2:47:13.972
22	3	3:47.227	35.328	1:27.852	1:44.047	18.833	6.892	296.1	11:51	2:51:01.199
23	3	3:46.657	35.532	1:27.487	1:43.638	18.384	6.731	296.1	11:54	2:54:47.856
24	3	4:06.085 B	35.914	1:33.133	1:57.038	19.790		295.3	11:58	2:58:53.941
25	2	17:50.346	...	1:36.890	1:52.068	20.745	7.321	250.0	12:16	3:16:44.287
26	2	3:55.589	37.592	1:31.213	1:46.784	19.369	6.871	291.4	12:20	3:20:39.876
27	2	3:50.875	35.973	1:28.891	1:46.011	20.007	6.709	293.7	12:24	3:24:30.751
28	2	3:49.159	35.738	1:29.177	1:44.244	18.327	6.530	296.1	12:28	3:28:19.910
29	2	3:59.193 B	36.030	1:29.269	1:53.894	18.360		297.7	12:32	3:32:19.103
30	2	11:44.803	8:30.097	1:30.389	1:44.317	18.379	6.726	293.7	12:44	3:44:03.906
31	2	3:45.030	35.302	1:27.390	1:42.338	17.751	6.520	296.1	12:47	3:47:48.936
32	2	3:50.397	36.096	1:29.533	1:44.768	18.915	6.612	297.7	12:51	3:51:39.333
33	2	3:45.408	35.385	1:27.720	1:42.303	17.885	6.414	295.3	12:55	3:55:24.741
34	2	<b>3:42.731</b>	<b>34.809</b>	<b>1:26.597</b>	<b>1:41.325</b>	17.427	6.322	296.1	12:59	3:59:07.472
35	2	3:55.019 B	35.477	1:27.000	1:52.542	18.122		296.1	13:03	4:03:02.491

26

SIGNATECH NISSAN

1.Nelson Panciatichi  
2.Pierre Ragues

3.Roman Rusinov

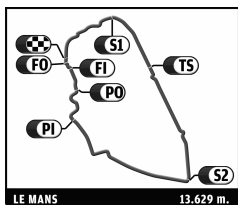
Oreca 03 - Nissan  
LMP2

1	2	24:48.463	...	1:35.015	1:54.259	22.512	7.391	268.5	09:24	24:48.463
2	2	3:57.428	37.343	1:32.236	1:47.849	20.161	6.645	295.3	09:28	28:45.891
3	2	4:03.512 B	36.277	1:31.737	1:55.498	19.604		296.9	09:32	32:49.403
4	1	19:45.618	...	1:35.247	1:54.509	22.517	7.242	283.8	09:52	52:35.021
5	1	3:56.383	36.189	1:32.757	1:47.437	20.559	6.743	292.1	09:56	56:31.404
6	1	3:49.786	35.271	1:28.592	1:45.923	19.977	6.429	295.3	10:00	1:00:21.190
7	1	3:47.439	35.323	1:27.614	1:44.502	19.417	6.260	296.1	10:04	1:04:08.629
8	1	3:54.441	35.423	1:29.801	1:49.217	23.530	6.395	296.1	10:08	1:08:03.070
9	1	3:48.135	35.590	1:28.017	1:44.528	19.401	6.433	295.3	10:11	1:11:51.205
10	1	3:55.465	35.511	1:30.833	1:49.121	21.487	6.747	296.9	10:15	1:15:46.670
11	1	3:46.862	35.070	1:27.481	1:44.311	18.969	6.264	294.5	10:19	1:19:33.532
12	1	3:48.749	<b>34.791</b>	1:27.635	1:46.323	19.545	6.402	296.9	10:23	1:23:22.281
13	1	4:03.204 B	36.830	1:29.576	1:56.798	20.721		294.5	10:27	1:27:25.485
14	2	23:25.265	...	1:31.711	1:51.164	22.638	6.652	287.5	10:50	1:50:50.750
15	2	3:53.508	36.639	1:31.216	1:45.653	19.490	6.420	294.5	10:54	1:54:44.258
16	2	3:48.826	35.412	1:28.080	1:45.334	20.224	6.286	296.9	10:58	1:58:33.084
17	2	3:46.831	34.970	1:27.463	1:44.398	19.416	6.037	296.1	11:02	2:02:19.915
18	2	4:21.060 B	35.557	<b>1:27.172</b>	2:18.331	25.022		296.1	11:06	2:06:40.975
19	2	28:50.240	...	1:32.378	1:47.365	19.375	7.676	286.0	11:35	2:35:31.215
20	2	3:50.225	37.230	1:28.250	1:44.745	19.348	6.234	297.7	11:39	2:39:21.440
21	2	<b>3:45.518</b>	35.154	1:28.040	<b>1:42.324</b>	18.284	5.941	295.3	11:43	2:43:06.958
22	2	3:47.744	34.821	1:27.577	1:45.346	21.091	6.090	297.7	11:46	2:46:54.702
23	2	3:55.419 B	35.929	1:27.948	1:51.542	18.309		293.7	11:50	2:50:50.121
24	3	6:35.506	3:14.372	1:30.734	1:50.400	21.575	6.805	293.7	11:57	2:57:25.627
25	3	3:53.754	36.648	1:29.185	1:47.921	21.208	6.752	294.5	12:01	3:01:19.381
26	3	3:52.446	36.883	1:28.463	1:47.100	19.686	6.539	295.3	12:05	3:05:11.827
27	3	3:49.991	35.939	1:29.283	1:44.769	18.911	6.521	300.2	12:09	3:09:01.818



# 24 HEURES DU MANS

## 16-17 JUIN 2012



### 24 HEURES DU MANS

#### TEST DAY

#### Test Practice 1

#### Sector Analysis

■ Personal Best ■ Session Best B Crossing the finish line in pit lane

Lap	D	Time	Sector 1	Sector 2	Sector 3	Porsche	Ford	T. Spd	Hour	Elapsed
28	3	3:58.361 B	35.507	1:28.005	1:54.849	20.272		294.5	12:13	3:13:00.179
29	3	6:30.585	3:17.169	1:28.630	1:44.786	18.994	6.843	294.5	12:19	3:19:30.764
30	3	3:50.601	37.722	1:28.543	1:44.336	18.697	6.649	295.3	12:23	3:23:21.365
31	3	3:46.929	34.950	1:28.403	1:43.576	18.332	6.188	296.1	12:27	3:27:08.294
32	3	3:49.211	35.667	1:28.383	1:45.161	20.509	6.388	296.9	12:30	3:30:57.505
33	3	4:00.352 B	35.518	1:28.271	1:56.563	20.237		296.9	12:34	3:34:57.857
34	3	7:32.937	4:13.223	1:32.234	1:47.480	20.096	6.456	225.7	12:42	3:42:30.794
35	3	3:50.208	35.501	1:28.124	1:46.583	19.046	6.480	296.1	12:46	3:46:21.002

### 28

#### GULF RACING MIDDLE EAST

1. Fabien Giroix  
2. Stefan Johansson

3. Ludovic Badey

Lola B12/80 Coupe - Nissan  
LMP2

1	1	5:06.097	1:04.775	1:47.681	2:13.641	28.069	8.544	199.4	09:05	5:06.097
2	1	5:20.558 B	41.838	2:05.220	2:33.500	27.808		190.0	09:10	10:26.655
3	3	8:35.291	5:00.368	1:36.595	1:58.328	24.231	7.899	281.6	09:19	19:01.946
4	3	4:06.056	39.159	1:33.656	1:53.241	21.428	7.726	292.9	09:23	23:08.002
5	3	4:14.096 B	37.776	1:31.920	2:04.400	22.178		289.0	09:27	27:22.098
6	3	6:20.031	2:51.170	1:32.898	1:55.963	24.834	7.755	286.0	09:33	33:42.129
7	3	3:59.445	37.526	1:30.848	1:51.071	21.632	7.481	291.4	09:37	37:41.574
8	3	<b>3:57.326</b>	37.183	1:30.753	<b>1:49.390</b>	20.698	7.346	290.6	09:41	41:38.900
9	3	4:01.048	<b>37.000</b>	1:30.314	1:53.734	23.673	7.606	292.9	09:45	45:39.948
10	3	4:04.485 B	37.044	<b>1:30.271</b>	1:57.170	20.608		289.8	09:49	49:44.433
11	1	19:51.309 B	...	1:47.515	2:19.172	25.735		226.2	10:09	1:09:35.742
12	1	2:07:07.793	...	1:35.271	1:58.256	23.861	7.146	279.4	12:16	3:16:43.535
13	1	4:01.816	38.000	1:32.723	1:51.093	21.570	7.176	285.3	12:20	3:20:45.351
14	1	4:41.856 B	39.061	1:40.343	2:22.452	24.143		230.5	12:25	3:25:27.207

### 29

#### GULF RACING MIDDLE EAST

1. Jean-Denis Deletraz  
2. Keiko Ihara

3. Steve Quick

Lola B12/80 Coupe - Nissan  
LMP2

1	1	17:15.932	...	1:39.735	1:58.016	23.536	7.816	262.0	09:17	17:15.932
2	1	4:07.141	39.274	1:33.249	1:54.618	22.522	7.825	283.8	09:21	21:23.073
3	1	4:09.584	39.978	1:34.477	1:55.129	23.294	7.813	286.0	09:25	25:32.657
4	1	4:34.176 B	41.684	1:37.734	2:14.758	24.696		283.1	09:30	30:06.833
5	1	41:33.160	...	1:44.143	2:05.603	25.200	8.293	280.2	10:11	1:11:39.993
6	1	4:17.010	42.525	1:36.354	1:58.131	23.752	8.269	287.5	10:15	1:15:57.003
7	1	4:12.626	40.098	1:34.822	1:57.706	23.222	8.326	286.8	10:20	1:20:09.629
8	1	4:17.050	42.733	1:36.922	1:57.395	24.796	7.687	293.7	10:24	1:24:26.679
9	1	4:05.648	39.634	1:33.012	1:53.002	22.387	7.742	288.3	10:28	1:28:32.327
10	1	4:21.829 B	38.278	1:34.643	2:08.908	23.996		286.8	10:32	1:32:54.156
11	2	29:40.289	...	1:48.861	2:12.060	29.712	8.213	230.5	11:02	2:02:34.445
12	2	5:24.664 B	52.379	1:37.280	2:55.005	46.035		284.5	11:07	2:07:59.109
13	2	25:41.485	...	1:41.077	2:06.176	26.158	8.917	229.1	11:33	2:33:40.594
14	2	4:16.821	40.800	1:36.146	1:59.875	24.877	8.391	266.5	11:37	2:37:57.415
15	2	4:09.298	39.614	1:34.165	1:55.519	23.770	7.928	282.3	11:42	2:42:06.713
16	2	4:05.264	38.371	1:32.457	1:54.436	22.899	7.503	284.5	11:46	2:46:11.977
17	2	4:02.316	38.397	1:32.212	1:51.707	21.393	7.563	285.3	11:50	2:50:14.293
18	2	4:03.098	37.707	1:32.313	1:53.078	22.209	7.980	287.5	11:54	2:54:17.391
19	2	4:02.053	37.615	1:32.145	1:52.293	21.939	7.396	284.5	11:58	2:58:19.444
20	2	4:15.697 B	39.197	1:31.337	2:05.163	22.542		286.8	12:02	3:02:35.141
21	1	18:11.702 B	...	1:38.079	2:03.742	21.033		280.9	12:20	3:20:46.843
22	1	5:13.971	1:40.353	1:32.622	2:00.996	20.627	7.680	283.8	12:26	3:26:00.814
23	1	3:57.175	37.242	1:31.412	1:48.521	20.434	6.784	286.0	12:29	3:29:57.989
24	1	<b>3:55.132</b>	36.712	<b>1:30.239</b>	<b>1:48.181</b>	20.385	6.650	283.8	12:33	3:33:53.121

### 30

#### STATUS GRAND PRIX

1. Alexander Sims  
2. Yelmer Buurman

3. Romain Iannetta

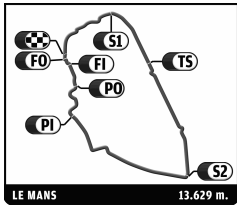
Lola - Judd  
LMP2

1	2	13:30.498 B	8:24.790	2:17.376	2:48.332	28.873		165.8	09:13	13:30.498
---	---	-------------	----------	----------	----------	--------	--	-------	-------	-----------



# 24 HEURES DU MANS

## 16-17 JUIN 2012



### 24 HEURES DU MANS

TEST DAY

Test Practice 1

### Sector Analysis

■ Personal Best ■ Session Best B Crossing the finish line in pit lane

Lap	D	Time	Sector 1	Sector 2	Sector 3	Porsche	Ford	T. Spd	Hour	Elapsed
2	2	21:57.812	...	1:38.935	2:02.882	24.403	8.097	239.6	09:35	35:28.310
3	2	4:19.684 B	40.018	1:36.352	2:03.314	23.022		291.4	09:39	39:47.994
4	2	37:10.637	...	1:34.818	1:50.394	20.869	7.237	287.5	10:16	1:16:58.631
5	2	3:56.720	36.820	1:32.339	1:47.561	19.568	6.954	279.4	10:20	1:20:55.351
6	2	3:50.968	36.044	1:29.452	1:45.472	19.358	6.826	295.3	10:24	1:24:46.319
7	2	3:50.257	35.583	1:28.917	1:45.757	19.223	6.803	298.5	10:28	1:28:36.576
8	2	3:52.729	36.093	1:31.161	1:45.475	19.287	6.642	297.7	10:32	1:32:29.305
9	2	3:52.721	35.412	1:28.090	1:49.219	21.047	7.029	297.7	10:36	1:36:22.026
10	2	3:54.129	34.965	1:27.941	1:51.223	23.392	7.023	295.3	10:40	1:40:16.155
11	2	3:50.705	35.103	1:28.611	1:46.991	19.900	6.804	295.3	10:44	1:44:06.860
12	2	<b>3:45.740</b>	<b>34.837</b>	<b>1:27.103</b>	<b>1:43.800</b>	18.661	6.500	298.5	10:47	1:47:52.600
13	2	4:08.453 B	35.913	1:30.217	2:02.323	22.637		267.8	10:52	1:52:01.053
14	1	46:53.047	...	1:33.585	1:54.788	21.917	7.291	294.5	11:38	2:38:54.100
15	1	4:01.773	39.016	1:31.090	1:51.667	21.069	7.465	296.9	11:42	2:42:55.873
16	1	3:57.470	38.257	1:28.991	1:50.222	20.331	7.171	296.9	11:46	2:46:53.343
17	1	3:53.999	36.986	1:29.903	1:47.110	19.791	6.738	296.9	11:50	2:50:47.342
18	1	3:50.487	35.489	1:28.435	1:46.563	19.121	7.712	296.9	11:54	2:54:37.829
19	1	3:48.622	35.615	1:27.888	1:45.119	19.284	6.574	300.2	11:58	2:58:26.451
20	1	3:51.732	35.389	1:28.632	1:47.711	19.737	6.490	300.2	12:02	3:02:18.183
21	1	4:00.362	40.679	1:30.680	1:49.003	21.084	6.841	263.9	12:06	3:06:18.545
22	1	3:57.131	37.918	1:31.704	1:47.509	20.850	6.787	265.8	12:10	3:10:15.676
23	1	3:50.309	37.087	1:28.263	1:44.959	19.278	6.442	297.7	12:14	3:14:05.985
24	1	4:10.228 B	38.264	1:30.287	2:01.677	22.100		297.7	12:18	3:18:16.213
25	3	30:25.922	...	1:37.091	1:55.995	22.887	7.090	290.6	12:48	3:48:42.135
26	3	4:00.838	38.397	1:32.295	1:50.146	20.926	6.695	287.5	12:52	3:52:42.973
27	3	4:00.213	37.679	1:33.035	1:49.499	20.744	6.833	286.0	12:56	3:56:43.186
28	3	3:58.748	37.120	1:31.286	1:50.342	21.692	6.867	297.7	13:00	4:00:41.934

**31**

LOTUS

1.Thomas Holzer  
2.Mirco Schultis

3.Luca Moro  
4.Renger van der Zande

LOLA B12/80 Coupe - Lotus

LMP2

1	1	6:40.242 B	1:47.408	2:03.067	2:49.767	31.346		209.3	09:06	6:40.242
2	1	1:01:39.636 B	...	1:51.456	2:26.838	30.229		199.0	10:08	1:08:19.878
3	1	34:21.437 B	...	1:45.090	2:31.335	29.645		213.0	10:42	1:42:41.315
4	1	18:25.308	...	1:40.475	2:01.136	24.072	7.888	235.0	11:01	2:01:06.623
5	1	4:15.242	39.718	1:34.730	2:00.794	24.652	7.742	283.1	11:05	2:05:21.865
6	1	5:25.302 B	42.164	2:00.959	2:42.179	27.991		179.7	11:10	2:10:47.167
7	1	25:38.245 B	...	1:38.507	3:12.363	25.383		274.5	11:36	2:36:25.412
8	1	9:22.469	5:50.437	1:36.206	1:55.826	22.670	7.624	278.7	11:45	2:45:47.881
9	1	4:04.023	38.809	1:33.181	1:52.033	21.715	7.140	280.2	11:49	2:49:51.904
10	1	4:05.297	<b>37.074</b>	1:37.251	1:50.972	21.275	6.955	281.6	11:53	2:53:57.201
11	1	<b>4:01.729</b>	38.975	<b>1:32.411</b>	<b>1:50.343</b>	20.364	7.124	283.8	11:57	2:57:58.930
12	1	4:13.921 B	37.246	1:33.068	2:03.607	21.593		236.5	12:02	3:02:12.851
13	2	10:44.458	6:48.718	1:46.074	2:09.666	27.674	8.422	246.6	12:12	3:12:57.309
14	2	4:21.134	41.317	1:38.778	2:01.039	23.534	8.133	275.2	12:17	3:17:18.443
15	2	4:15.875	40.318	1:36.188	1:59.369	24.209	7.940	280.2	12:21	3:21:34.318
16	2	4:10.522	39.444	1:35.083	1:55.995	22.290	7.709	281.6	12:25	3:25:44.840
17	2	5:02.267	41.803	1:35.494	2:44.970	24.763	8.706	277.3	12:30	3:30:47.107
18	2	4:25.239	42.686	1:43.951	1:58.602	22.841	7.946	282.3	12:35	3:35:12.346
19	2	4:10.729	39.498	1:35.911	1:55.320	22.378	7.779	283.1	12:39	3:39:23.075
20	2	4:09.934	39.298	1:34.596	1:56.040	22.552	7.715	285.3	12:43	3:43:33.009
21	2	4:09.592	39.246	1:34.826	1:55.520	22.090	9.507	289.8	12:47	3:47:42.601
22	2	4:22.373 B	39.768	1:34.923	2:07.682	22.108		284.5	12:52	3:52:04.974
23	2	9:02.101	4:48.052	2:00.724	2:13.325	27.065	8.729	273.2	13:01	4:01:07.075

**32**

LOTUS

1.Dariusch Ahrabian  
2.James Rossiter

3.Kevin Weeda

LOLA B12/80 Coupe - Lotus

LMP2

1	2	8:08.166 B	4:04.226	1:43.128	2:20.812	27.067		194.4	09:08	8:08.166
---	---	------------	----------	----------	----------	--------	--	-------	-------	----------



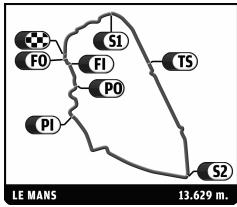






# 24 HEURES DU MANS

## 16-17 JUIN 2012



### 24 HEURES DU MANS

TEST DAY

Test Practice 1

### Sector Analysis

■ Personal Best ■ Session Best B Crossing the finish line in pit lane

Lap	D	Time	Sector 1	Sector 2	Sector 3	Porsche	Ford	T. Spd	Hour	Elapsed
32	1	3:54.232	36.630	1:29.472	1:48.130	22.247	6.677	293.7	12:10	3:10:23.653
33	1	4:03.876 B	37.832	1:28.216	1:57.828	19.235		294.5	12:14	3:14:27.529
34	2	7:03.477	3:44.055	1:29.564	1:49.858	21.589	7.506	295.3	12:21	3:21:31.006
35	2	3:47.960	35.809	1:27.988	1:44.163	19.262	6.135	294.5	12:25	3:25:18.966
36	2	4:05.823 B	37.067	1:30.555	1:58.201	19.999		296.1	12:29	3:29:24.789
37	2	6:55.678	3:38.018	1:30.887	1:46.773	20.961	6.762	295.3	12:36	3:36:20.467
38	2	3:45.949	34.840	1:27.377	1:43.732	19.544	6.179	300.2	12:40	3:40:06.416
39	2	3:43.960	34.633	1:26.441	1:42.886	18.447	6.290	296.1	12:43	3:43:50.376
40	2	3:49.694	35.393	1:28.981	1:45.320	19.538	7.078	297.7	12:47	3:47:40.070
41	2	3:48.892	34.872	1:27.999	1:46.021	19.320	5.954	297.7	12:51	3:51:28.962
42	2	3:43.835	34.522	1:26.090	1:43.223	19.277	6.113	295.3	12:55	3:55:12.797
43	2	3:41.738	34.451	1:25.978	1:41.309	18.268	5.870	296.9	12:58	3:58:54.535
44	2	3:57.969 B	34.622	1:26.666	1:56.681	20.506		301.0	13:02	4:02:52.504

40

#### RACE PERFORMANCE

1. Michel Frey  
2. Jonathan Hirschi

3. Ralph Meichtry

Oreca 03 - Judd  
LMP2

1	2	10:12.612 B	6:24.506	1:38.786	2:09.320	24.995		246.6	09:10	10:12.612
2	2	13:57.848	...	1:37.622	1:57.056	23.797	7.297	242.8	09:24	24:10.460
3	2	3:59.328	37.226	1:31.666	1:50.436	21.086	6.604	285.3	09:28	28:09.788
4	2	4:00.387	36.730	1:30.537	1:53.120	23.373	6.683	287.5	09:32	32:10.175
5	2	3:57.451	36.411	1:31.465	1:49.575	20.583	7.022	283.1	09:36	36:07.626
6	2	3:59.016	37.275	1:30.534	1:51.207	21.754	6.831	288.3	09:40	40:06.642
7	2	4:08.927 B	38.175	1:31.189	1:59.563	20.929		285.3	09:44	44:15.569
8	1	12:53.503	9:24.687	1:35.171	1:53.645	22.195	7.098	281.6	09:57	57:09.072
9	1	3:58.889	38.241	1:32.379	1:48.269	20.003	6.678	284.5	10:01	1:01:07.961
10	1	3:53.264	35.931	1:30.430	1:46.903	19.488	6.482	290.6	10:05	1:05:01.225
11	1	4:00.896	36.239	1:31.312	1:53.345	23.213	7.129	289.0	10:09	1:09:02.121
12	1	4:06.957 B	37.846	1:30.689	1:58.422	20.579		286.8	10:13	1:13:09.078
13	1	16:39.472 B	...	1:41.706	2:04.117	21.638		249.5	10:29	1:29:48.550
14	1	5:56.668	2:29.537	1:31.984	1:55.147	21.924	6.709	286.8	10:35	1:35:45.218
15	1	4:10.272 B	36.292	1:30.868	2:03.112	23.495		287.5	10:39	1:39:55.490
16	3	14:07.062	...	1:33.374	1:55.391	23.238	8.557	286.8	10:54	1:54:02.552
17	3	3:58.492	37.550	1:31.801	1:49.141	19.505	6.854	293.7	10:58	1:58:01.044
18	3	3:52.671	36.888	1:29.429	1:46.354	19.267	6.609	292.9	11:01	2:01:53.715
19	3	4:13.437 B	37.588	1:30.150	2:05.699	19.582		292.1	11:06	2:06:07.152
20	3	27:06.029	...	1:35.777	1:53.671	20.861	7.171	286.8	11:33	2:33:13.181
21	3	3:56.410	37.866	1:31.365	1:47.179	18.930	6.827	294.5	11:37	2:37:09.591
22	3	3:52.262	36.524	1:30.054	1:45.684	18.631	6.504	291.4	11:41	2:41:01.853
23	3	3:49.236	35.909	1:28.683	1:44.644	17.982	6.724	294.5	11:44	2:44:51.089
24	3	3:47.600	35.501	1:28.199	1:43.900	18.064	6.292	292.1	11:48	2:48:38.689
25	3	4:03.306 B	35.800	1:28.409	1:59.097	18.397		290.6	11:52	2:52:41.995
26	2	7:22.579	4:01.440	1:31.824	1:49.315	20.091	7.631	284.5	12:00	3:00:04.574

41

#### GREAVES MOTORSPORT

1. Christian Zuegel  
2. Ricardo Gonzalez

3. Elton Julian

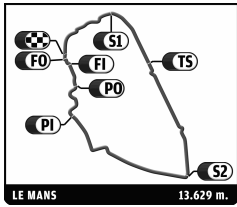
Zytek Z11SN - Nissan  
LMP2

1	3	27:16.781 B	...	1:49.276	2:19.055	26.068		212.2	09:27	27:16.781
2	3	8:01.932	4:30.541	1:36.429	1:54.962	22.849	7.580	262.6	09:35	35:18.713
3	3	4:05.090	38.005	1:33.981	1:53.104	22.413	7.257	247.8	09:39	39:23.803
4	3	4:20.025 B	41.826	1:34.206	2:03.993	22.384		278.7	09:43	43:43.828
5	3	6:49.537	3:26.785	1:32.821	1:49.931	21.393	7.034	280.9	09:50	50:33.365
6	3	3:56.105	37.094	1:30.291	1:48.720	20.772	7.136	295.3	09:54	54:29.470
7	3	3:54.518	36.758	1:29.099	1:48.661	20.623	6.990	296.1	09:58	58:23.988
8	3	3:55.881	36.340	1:28.958	1:50.583	23.230	7.025	295.3	10:02	1:02:19.869
9	3	4:01.696 B	35.731	1:28.587	1:57.378	20.025		296.1	10:06	1:06:21.565
10	3	8:24.123 B	4:52.848	1:30.567	2:00.708	20.699		288.3	10:14	1:14:45.688
11	2	6:42.353	3:17.170	1:32.937	1:52.246	22.161	7.226	292.9	10:21	1:21:28.041
12	2	3:59.259	39.279	1:30.218	1:49.762	21.326	7.066	294.5	10:25	1:25:27.300



# 24 HEURES DU MANS

## 16-17 JUIN 2012



### 24 HEURES DU MANS

TEST DAY

Test Practice 1

### Sector Analysis

■ Personal Best ■ Session Best B Crossing the finish line in pit lane

Lap	D	Time	Sector 1	Sector 2	Sector 3	Porsche	Ford	T. Spd	Hour	Elapsed
13	2	3:55.438	37.385	1:30.971	1:47.082	20.054	6.899	292.1	10:29	1:29:22.738
14	2	4:00.141	36.289	1:29.708	1:54.144	23.342	7.346	293.7	10:33	1:33:22.879
15	2	4:05.017 B	36.752	1:29.735	1:58.530	20.033		295.3	10:37	1:37:27.896
16	2	6:30.574	3:10.994	1:31.280	1:48.300	19.871	6.849	294.5	10:43	1:43:58.470
17	2	3:51.598	36.894	1:28.951	1:45.753	19.470	6.826	292.9	10:47	1:47:50.068
18	2	3:53.040	36.847	1:29.232	1:46.961	21.134	6.598	296.1	10:51	1:51:43.108
19	2	<b>3:48.881</b>	35.946	<b>1:28.231</b>	<b>1:44.704</b>	19.220	6.622	296.1	10:55	1:55:31.989
20	2	3:59.388 B	<b>35.434</b>	1:28.774	1:55.180	19.703		300.2	10:59	1:59:31.377
21	1	7:04.074 B	3:00.847	1:36.435	2:26.792	30.205		260.8	11:06	2:06:35.451
22	1	28:42.522	...	1:41.001	2:03.389	24.762	8.271	257.7	11:35	2:35:17.973
23	1	4:16.399	41.400	1:36.852	1:58.147	23.995	8.137	276.6	11:39	2:39:34.372
24	1	4:08.459	39.715	1:33.462	1:55.282	23.355	7.937	294.5	11:43	2:43:42.831
25	1	4:12.315	40.057	1:34.436	1:57.822	23.470	8.357	269.1	11:47	2:47:55.146
26	1	4:07.144	40.009	1:32.440	1:54.695	22.566	8.310	294.5	11:52	2:52:02.290
27	1	4:04.724	39.207	1:32.313	1:53.204	22.587	8.048	294.5	11:56	2:56:07.014
28	1	4:02.779	39.032	1:31.305	1:52.442	21.845	7.917	295.3	12:00	3:00:09.793
29	1	4:05.845	39.761	1:31.568	1:54.516	21.888	7.838	294.5	12:04	3:04:15.638
30	1	4:18.727 B	38.266	1:32.644	2:07.817	22.123		277.3	12:08	3:08:34.365
31	3	47:33.840	...	1:40.746	1:50.630	20.728	6.917	225.7	12:56	3:56:08.205
32	3	3:54.589	37.155	1:30.347	1:47.087	19.708	6.777	297.7	13:00	4:00:02.794

42

GREAVES MOTORSPORT

1. Lucas Ordoñez  
2. Martin Brundle

3. Alex Brundle

Zytek Z11SN - Nissan  
LMP2

1	2	23:16.827 B	...	1:40.092	2:11.016	24.344		246.1	09:23	23:16.827
2	2	6:58.039	3:34.025	1:32.583	1:51.431	21.536	7.486	270.4	09:30	30:14.866
3	2	3:58.618	37.978	1:31.158	1:49.482	20.937	7.303	296.9	09:34	34:13.484
4	2	4:04.024 B	36.785	1:29.425	1:57.814	20.329		297.7	09:38	38:17.508
5	2	12:34.008	9:13.954	1:32.464	1:47.590	19.757	7.037	262.0	09:50	50:51.516
6	2	3:52.716	36.511	1:29.512	1:46.693	20.402	6.971	296.1	09:54	54:44.232
7	2	3:49.314	36.179	1:28.292	1:44.843	19.103	6.761	299.3	09:58	58:33.546
8	2	3:48.207	35.645	1:27.481	1:45.081	19.898	6.845	296.9	10:02	1:02:21.753
9	2	3:50.313	35.521	1:27.376	1:47.416	20.621	7.216	297.7	10:06	1:06:12.066
10	2	3:47.143	35.639	<b>1:26.873</b>	1:44.631	20.160	6.463	296.9	10:09	1:09:59.209
11	2	4:00.384 B	36.159	1:28.087	1:56.138	19.245		298.5	10:13	1:13:59.593
12	3	1:21:23.643	...	1:39.796	1:55.101	23.478	7.593	272.5	11:35	2:35:23.236
13	3	3:59.356	39.456	1:31.611	1:48.289	21.249	6.744	296.1	11:39	2:39:22.592
14	3	3:51.522	36.153	1:29.664	1:45.705	19.896	6.731	292.9	11:43	2:43:14.114
15	3	3:52.616	36.034	1:28.255	1:48.327	19.870	6.609	295.3	11:47	2:47:06.730
16	3	3:47.195	35.488	1:27.549	1:44.158	19.261	6.534	296.1	11:50	2:50:53.925
17	3	3:46.534	35.018	1:27.274	1:44.242	18.793	6.505	296.1	11:54	2:54:40.459
18	3	5:14.043 B	34.933	1:40.843	2:58.267	36.108		299.3	11:59	2:59:54.502
19	3	5:10.570	1:56.346	1:30.129	1:44.095	19.280	6.516	288.3	12:05	3:05:05.072
20	3	3:54.557	35.909	1:31.148	1:47.500	22.489	6.539	258.3	12:08	3:08:59.629
21	3	3:52.991	36.933	1:29.604	1:46.454	19.866	7.059	294.5	12:12	3:12:52.620
22	3	4:06.750 B	35.678	1:28.043	2:03.029	21.587		300.2	12:16	3:16:59.370
23	1	9:35.772 B	5:48.593	1:35.275	2:11.904	26.911		273.8	12:26	3:26:35.142
24	1	7:11.368	3:47.191	1:31.453	1:52.724	21.954	7.898	285.3	12:33	3:33:46.510
25	1	3:59.416	36.681	1:33.233	1:49.502	20.978	7.073	298.5	12:37	3:37:45.926
26	1	3:51.029	35.789	1:28.673	1:46.567	20.198	6.733	297.7	12:41	3:41:36.955
27	1	3:50.748	36.556	1:28.317	1:45.875	19.409	6.501	298.5	12:45	3:45:27.703
28	1	3:46.872	35.115	1:28.111	<b>1:43.646</b>	19.022	6.303	297.7	12:49	3:49:14.575
29	1	3:47.072	34.590	1:28.763	1:43.719	18.697	6.724	283.8	12:53	3:53:01.647
30	1	<b>3:46.137</b>	<b>34.446</b>	1:27.714	1:43.977	18.798	6.568	299.3	12:56	3:56:47.784
31	1	3:47.447	34.759	1:28.225	1:44.463	20.434	6.215	298.5	13:00	4:00:35.231

43

EXTREME LIMITE ARIC

1. Philippe Haezebrouck  
2. Philippe Thirion

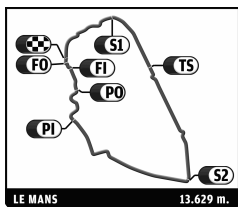
3. Philippe Papin

Norma MP 2000 - Judd  
LMP2



# 24 HEURES DU MANS

## 16-17 JUIN 2012



### 24 HEURES DU MANS

TEST DAY

Test Practice 1

### Sector Analysis

■ Personal Best ■ Session Best B Crossing the finish line in pit lane

Lap	D	Time	Sector 1	Sector 2	Sector 3	Porsche	Ford	T. Spd	Hour	Elapsed
1	2	5:49.420 B	1:00.455	2:00.846	2:48.119	29.453		199.7	09:05	5:49.420
2	2	10:14.750 B	5:07.576	2:09.066	2:58.108	34.427		232.5	09:16	16:04.170
3	2	1:40:20.189 B	...	1:57.272	2:23.469	26.046		210.5	10:56	1:56:24.359
4	2	8:19.136	4:18.164	1:47.136	2:13.836	25.657	8.394	240.7	11:04	2:04:43.495
5	2	5:32.661 B	43.029	2:03.594	2:46.038	29.207		182.4	11:10	2:10:16.156
6	2	23:50.193	...	1:45.701	2:07.001	26.042	7.725	227.2	11:34	2:34:06.349
7	2	4:24.207	39.866	1:38.678	2:05.663	24.793	9.212	266.5	11:38	2:38:30.556
8	2	4:13.962	39.930	1:36.372	1:57.660	22.742	7.423	265.2	11:42	2:42:44.518
9	2	4:16.522	39.818	1:35.328	2:01.376	24.407	7.859	268.5	11:47	2:47:01.040
10	2	4:12.851	39.335	1:34.531	1:58.985	22.385	7.452	268.5	11:51	2:51:13.891
11	2	4:26.703 B	39.087	1:36.945	2:10.671	23.122		254.7	11:55	2:55:40.594
12	1	9:40.511	5:43.827	1:36.462	2:20.222	24.784	8.146	248.3	12:05	3:05:21.105
13	1	4:11.735	39.302	1:36.093	1:56.340	23.053	7.476	230.0	12:09	3:09:32.840
14	1	4:05.679	38.296	1:33.167	1:54.216	23.159	7.336	289.0	12:13	3:13:38.519
15	1	4:03.818	37.809	1:31.644	1:54.365	21.783	7.222	289.0	12:17	3:17:42.337
16	1	3:59.543	37.047	1:30.827	1:51.669	21.190	7.067	289.0	12:21	3:21:41.880
17	1	3:59.957	37.078	1:31.213	1:51.666	21.105	7.872	289.8	12:25	3:25:41.837
18	1	5:33.730 B	1:11.494	1:57.278	2:24.958	26.682		205.4	12:31	3:31:15.567
19	1	17:45.213	...	1:39.468	1:57.324	24.672	7.569	248.9	12:49	3:49:00.780
20	1	4:00.779	38.346	1:31.077	1:51.356	21.460	7.081	290.6	12:53	3:53:01.559
21	1	3:58.712	36.887	1:30.438	1:51.387	21.018	7.274	292.1	12:57	3:57:00.271
22	1	5:12.232 B	45.812	2:00.441	2:25.979	26.672		190.7	13:02	4:02:12.503

## 44

### STARWORKS MOTORSPORT

1.Vincente Pitolichio  
2.Ryan Dalziel

3.Thomas Kimber-Smith

HPD ARX 03b - Honda  
LMP2

1	3	14:26.263 B	...	1:44.364	2:15.939	25.860		188.4	09:14	14:26.263
2	3	13:46.745	...	1:40.246	2:02.845	24.476	8.303	185.8	09:28	28:13.008
3	3	4:01.677	38.531	1:31.655	1:51.491	20.867	8.457	294.5	09:32	32:14.685
4	3	3:53.260	37.055	1:28.885	1:47.320	20.573	6.614	295.3	09:36	36:07.945
5	3	4:02.514 B	35.669	1:29.540	1:57.305	21.358		301.8	09:40	40:10.459
6	3	2:34:51.695	...	1:32.022	1:50.286	20.659	6.870	274.5	12:15	3:15:02.154
7	3	3:51.342	35.442	1:28.998	1:46.902	20.418	6.463	297.7	12:18	3:18:53.496
8	3	3:47.202	35.138	1:28.261	1:43.803	19.053	6.275	294.5	12:22	3:22:40.698
9	3	3:49.455	35.872	1:29.597	1:43.986	19.011	6.223	296.1	12:26	3:26:30.153
10	3	3:46.140	35.059	1:28.034	1:43.047	18.640	6.120	296.1	12:30	3:30:16.293
11	3	3:43.672	34.794	1:26.997	1:41.881	18.457	6.038	296.9	12:33	3:33:59.965
12	3	4:03.500 B	37.140	1:33.751	1:52.609	18.888		297.7	12:38	3:38:03.465
13	3	17:45.426	...	1:32.948	1:48.207	19.481	7.036	298.5	12:55	3:55:48.891
14	3	3:48.414	35.600	1:28.075	1:44.739	19.699	6.323	298.5	12:59	3:59:37.305
15	3	3:44.976	34.803	1:27.857	1:42.316	18.358	6.240	298.5	13:03	4:03:22.281

## 45

### BOUTSEN GINION RACING

1.Bastien Briere  
2.Jens Petersen

3.Shinji Nakano

Oreca 03 - Nissan  
LMP2

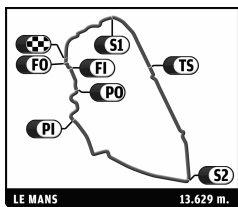
1	1	16:14.351 B	...	1:36.272	2:10.480	25.369		283.8	09:16	16:14.351
2	1	13:55.126	...	1:32.959	1:53.719	22.090	7.979	289.8	09:30	30:09.477
3	1	4:02.118	40.513	1:31.271	1:50.334	21.112	7.199	293.7	09:34	34:11.595
4	1	4:09.098 B	37.461	1:30.232	2:01.405	21.410		295.3	09:38	38:20.693
5	1	15:08.619	...	1:31.319	1:53.263	23.479	7.400	293.7	09:53	53:29.312
6	1	3:58.440	38.563	1:29.574	1:50.303	22.053	7.085	296.9	09:57	57:27.752
7	1	3:55.378	37.003	1:28.749	1:49.626	21.664	6.916	296.9	10:01	1:01:23.130
8	1	4:05.384 B	36.696	1:29.792	1:58.896	21.336		296.1	10:05	1:05:28.514
9	1	10:00.705	6:40.032	1:30.942	1:49.731	21.411	7.098	292.9	10:15	1:15:29.219
10	1	3:53.196	36.788	1:29.033	1:47.375	20.557	6.760	293.7	10:19	1:19:22.415
11	1	3:52.011	36.611	1:28.391	1:47.009	20.446	6.828	294.5	10:23	1:23:14.426
12	1	4:02.946 B	36.722	1:28.856	1:57.368	20.277		292.9	10:27	1:27:17.372
13	2	15:54.163	...	1:34.459	1:52.014	21.788	7.058	270.4	10:43	1:43:11.535
14	2	4:08.740 B	36.476	1:30.510	2:01.754	21.535		289.0	10:47	1:47:20.275





# 24 HEURES DU MANS

## 16-17 JUIN 2012



### 24 HEURES DU MANS

TEST DAY

Test Practice 1

### Sector Analysis

■ Personal Best ■ Session Best B Crossing the finish line in pit lane

Lap	D	Time	Sector 1	Sector 2	Sector 3	Porsche	Ford	T. Spd	Hour	Elapsed
33	3	3:46.662	35.284	1:27.789	1:43.589	18.245	6.482	298.5	12:28	3:28:20.765
34	3	3:56.004 B	35.529	1:27.854	1:52.621	18.311		301.0	12:32	3:32:16.769
35	3	19:28.508	...	1:30.387	1:47.434	20.746	6.751	296.1	12:51	3:51:45.277
36	3	3:45.390	35.472	1:27.368	1:42.550	17.925	6.352	302.7	12:55	3:55:30.667
37	3	3:46.268	35.922	1:28.059	1:42.287	17.736	6.431	297.7	12:59	3:59:16.935
38	3	3:44.422	34.925	1:27.129	1:42.368	17.890	6.710	299.3	13:03	4:03:01.357

48

**MURPHY PROTOTYPES**

1.Jody Firth  
2.Warren Hughes

3.Brendon Hartley

Oreca 03 - Nissan  
LMP2

1	3	24:55.303 B	...	1:58.679	2:29.372	27.853		213.8	09:24	24:55.303
2	3	11:47.509	8:05.629	1:38.341	2:03.539	25.284	8.058	269.8	09:36	36:42.812
3	3	4:07.700	40.201	1:32.472	1:55.027	23.107	7.772	296.1	09:40	40:50.512
4	3	4:01.363	39.436	1:30.435	1:51.492	21.598	7.450	295.3	09:44	44:51.875
5	3	3:56.123	37.130	1:30.542	1:48.451	20.402	6.972	296.9	09:48	48:47.998
6	3	3:55.107	37.798	1:29.258	1:48.051	20.190	6.900	294.5	09:52	52:43.105
7	3	3:52.806	36.438	1:28.757	1:47.611	19.999	6.971	295.3	09:56	56:35.911
8	3	4:00.836 B	36.440	1:28.902	1:55.494	20.118		294.5	10:00	1:00:36.747
9	3	11:08.932	7:47.483	1:31.854	1:49.595	19.904	7.151	292.9	10:11	1:11:45.679
10	3	3:53.021	36.520	1:29.452	1:47.049	19.292	7.615	293.7	10:15	1:15:38.700
11	3	3:48.879	35.713	1:28.267	1:44.899	19.205	6.597	293.7	10:19	1:19:27.579
12	3	3:51.253	36.308	1:29.304	1:45.641	19.215	6.651	296.9	10:23	1:23:18.832
13	3	3:49.553	36.306	1:28.113	1:45.134	19.315	6.723	295.3	10:27	1:27:08.385
14	3	3:53.024	36.131	1:28.156	1:48.737	19.041	9.787	296.1	10:31	1:31:01.409
15	3	4:13.040 B	37.405	1:27.994	2:07.641	23.008		294.5	10:35	1:35:14.449
16	1	10:56.466	7:20.903	1:38.918	1:56.645	22.493	7.285	289.8	10:46	1:46:10.915
17	1	4:04.956	37.291	1:33.517	1:54.148	22.909	7.525	293.7	10:50	1:50:15.871
18	1	3:59.883	36.930	1:31.695	1:51.258	22.403	6.942	289.8	10:54	1:54:15.754
19	1	3:53.839	36.031	1:29.018	1:48.790	21.725	6.536	294.5	10:58	1:58:09.593
20	1	3:50.127	35.583	1:28.267	1:46.277	19.984	6.558	295.3	11:01	2:01:59.720
21	1	4:14.738 B	35.222	1:29.145	2:10.371	21.143		283.8	11:06	2:06:14.458
22	1	27:06.999	...	1:35.579	1:48.675	19.720	7.453	291.4	11:33	2:33:21.457
23	1	3:55.201	36.814	1:30.531	1:47.856	20.138	7.184	296.1	11:37	2:37:16.658
24	1	3:47.728	35.686	1:27.660	1:44.382	18.878	6.395	295.3	11:41	2:41:04.386
25	1	3:47.324	35.160	1:27.596	1:44.568	18.695	6.414	297.7	11:44	2:44:51.710
26	1	3:52.178	35.274	1:31.868	1:45.036	18.680	6.366	263.3	11:48	2:48:43.888
27	1	3:44.659	34.918	1:26.837	1:42.904	18.270	6.341	294.5	11:52	2:52:28.547
28	1	3:54.099	36.880	1:29.081	1:48.138	22.201	6.388	292.9	11:56	2:56:22.646
29	1	3:58.691 B	36.776	1:28.196	1:53.719	18.656		294.5	12:00	3:00:21.337
30	1	10:50.112 B	3:30.393	1:33.601	5:46.118	1:03.146		296.1	12:11	3:11:11.449
31	2	9:32.924	5:59.978	1:38.621	1:54.325	22.132	7.364	220.7	12:20	3:20:44.373
32	2	3:54.427	36.680	1:29.989	1:47.758	19.594	7.543	294.5	12:24	3:24:38.800
33	2	3:48.315	35.644	1:28.271	1:44.400	19.123	6.461	295.3	12:28	3:28:27.115
34	2	3:47.156	35.447	1:27.257	1:44.452	19.525	6.568	296.9	12:32	3:32:14.271
35	2	4:08.693 B	37.776	1:31.507	1:59.410	20.170		296.1	12:36	3:36:22.964

49

**PECOM RACING**

1.Luis Perez-Companc  
2.Soheil Ayari

3.Pierre Kaffer

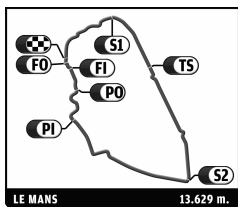
Oreca 03 - Nissan  
LMP2

1	2	7:48.593 B	3:50.423	1:43.284	2:14.886	25.317		233.5	09:07	7:48.593
2	2	10:41.515	6:56.984	1:43.225	2:01.306	21.580	7.869	238.6	09:18	18:30.108
3	2	4:02.018	38.786	1:33.130	1:50.102	20.252	7.150	279.4	09:22	22:32.126
4	2	4:08.364 B	36.914	1:33.490	1:57.960	19.924		293.7	09:26	26:40.490
5	2	14:10.243	...	1:31.349	1:46.956	19.591	6.565	269.1	09:40	40:50.733
6	2	3:48.654	36.113	1:27.889	1:44.652	18.432	7.247	294.5	09:44	44:39.387
7	2	3:48.801	35.986	1:27.715	1:45.100	19.477	6.682	295.3	09:48	48:28.188
8	2	4:05.094 B	36.305	1:30.906	1:57.883	18.731		292.9	09:52	52:33.282
9	1	7:16.131	3:51.642	1:33.644	1:50.845	21.360	7.255	291.4	09:59	59:49.413
10	1	3:53.475	36.846	1:29.794	1:46.835	19.228	7.360	292.9	10:03	1:03:42.888



# 24 HEURES DU MANS

## 16-17 JUIN 2012



### 24 HEURES DU MANS

TEST DAY

Test Practice 1

### Sector Analysis

■ Personal Best ■ Session Best B Crossing the finish line in pit lane

Lap	D	Time	Sector 1	Sector 2	Sector 3	Porsche	Ford	T. Spd	Hour	Elapsed
11	1	3:50.346	35.631	1:28.835	1:45.880	18.965	7.193	294.5	10:07	1:07:33.234
12	1	3:50.332	35.554	1:28.488	1:46.290	18.647	6.992	292.1	10:11	1:11:23.566
13	1	3:48.275	35.398	1:28.205	1:44.672	18.526	6.954	293.7	10:15	1:15:11.841
14	1	3:52.398	35.745	1:31.078	1:45.575	18.725	6.847	292.1	10:19	1:19:04.239
15	1	3:49.656	37.475	1:28.264	1:43.917	18.443	6.655	292.1	10:22	1:22:53.895
16	1	3:48.840	35.829	1:28.969	1:44.042	18.387	6.538	291.4	10:26	1:26:42.735
17	1	3:46.726	35.542	1:27.645	1:43.539	18.315	6.657	292.1	10:30	1:30:29.461
18	1	3:54.154	35.409	1:27.879	1:50.866	21.557	7.102	293.7	10:34	1:34:23.615
19	1	4:23.652 B	36.485	1:33.253	2:13.914	25.187	7.102	293.7	10:38	1:38:47.267
20	3	12:50.041	9:11.127	1:36.152	2:02.762	24.901	7.060	221.6	10:51	1:51:37.308
21	3	4:08.587	35.832	1:39.996	1:52.759	21.992	6.974	289.8	10:55	1:55:45.895
22	3	3:52.811	36.018	1:28.803	1:47.990	21.780	6.539	293.7	10:59	1:59:38.706
23	3	3:46.286	34.920	1:27.258	1:44.108	18.944	6.347	296.1	11:03	2:03:24.992
24	3	4:56.036 B	<b>34.573</b>	1:27.023	2:54.440	33.922	292.9	292.9	11:08	2:08:21.028
25	3	28:06.014	...	1:33.486	1:48.508	20.190	6.652	289.0	11:36	2:36:27.042
26	3	3:49.084	36.737	1:29.113	1:43.234	18.356	6.446	291.4	11:40	2:40:16.126
27	3	3:48.183	34.734	1:27.121	1:46.328	18.901	7.472	295.3	11:44	2:44:04.309
28	3	3:50.786	35.920	1:27.104	1:47.762	22.077	7.183	295.3	11:47	2:47:55.095
29	3	<b>3:42.443</b>	34.808	<b>1:25.751</b>	<b>1:41.884</b>	17.759	6.322	295.3	11:51	2:51:37.538
30	3	4:06.833 B	38.761	1:29.027	1:59.045	20.708	294.5	294.5	11:55	2:55:44.371
31	1	10:59.116	7:42.595	1:29.687	1:46.834	18.867	7.252	290.6	12:06	3:06:43.487
32	1	3:51.405	35.844	1:28.878	1:46.683	19.771	6.840	295.3	12:10	3:10:34.892
33	1	3:48.561	36.658	1:27.937	1:43.966	18.313	6.708	293.7	12:14	3:14:23.453
34	1	3:48.349	35.656	1:27.791	1:44.902	18.209	6.726	292.1	12:18	3:18:11.802
35	1	4:01.484 B	38.100	1:28.427	1:54.957	18.622	294.5	294.5	12:22	3:22:13.286
36	1	7:17.539	4:02.387	1:30.130	1:45.022	18.888	6.837	292.9	12:29	3:29:30.825
37	1	3:47.191	35.127	1:27.750	1:44.314	18.128	6.931	295.3	12:33	3:33:18.016
38	1	3:56.543	36.644	1:32.662	1:47.237	18.214	9.666	294.5	12:37	3:37:14.559
39	1	3:46.877	35.731	1:27.593	1:43.553	18.132	6.772	293.7	12:41	3:41:01.436
40	1	4:04.387 B	37.241	1:27.992	1:59.154	18.856	294.5	294.5	12:45	3:45:05.823
41	2	5:29.586	2:13.511	1:30.351	1:45.724	18.983	6.634	287.5	12:50	3:50:35.409
42	2	3:51.111	36.362	1:30.684	1:44.065	18.489	6.283	292.9	12:54	3:54:26.520
43	2	3:45.993	35.689	1:27.047	1:43.257	17.738	6.172	293.7	12:58	3:58:12.513
44	2	3:45.929	35.203	1:28.721	1:42.005	17.653	6.195	297.7	13:01	4:01:58.442

50

#### LARBRE COMPETITION

1. Patrick Bornhauser  
2. Julien Canal

3. Pedro Lamy

Chevrolet Corvette C6-ZR1

LMGTE Am

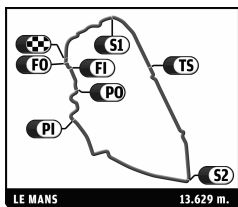
1	3	7:07.036 B	2:39.492	1:50.420	2:37.124	30.039	8.478	207.3	09:07	7:07.036
2	3	27:50.109	...	1:45.526	2:09.450	26.549	7.737	230.0	09:34	34:57.145
3	3	4:25.881	43.314	1:40.951	2:01.616	25.096	7.737	280.2	09:39	39:23.026
4	3	4:19.439	42.105	1:38.988	1:58.346	23.476	7.431	275.2	09:43	43:42.465
5	3	4:14.162	40.704	1:37.043	1:56.415	23.300	7.030	280.2	09:47	47:56.627
6	3	4:26.031 B	41.516	1:36.845	2:07.670	24.212	7.915	280.9	09:52	52:22.658
7	1	13:15.378	9:26.662	1:44.619	2:04.097	24.672	7.350	254.7	10:05	1:05:38.036
8	1	4:16.013	40.646	1:37.543	1:57.824	23.245	7.203	276.6	10:09	1:09:54.049
9	1	4:09.990	39.495	1:35.835	1:54.660	22.356	7.145	284.5	10:14	1:14:04.039
10	1	4:09.946	39.294	1:35.820	1:54.832	22.540	7.145	280.9	10:18	1:18:13.985
11	1	4:23.571 B	40.581	1:37.878	2:05.112	22.903	7.940	280.2	10:22	1:22:37.556
12	2	12:00.479	8:00.974	1:44.945	2:14.560	27.467	7.627	194.4	10:34	1:34:38.035
13	2	4:23.655	40.793	1:37.299	2:05.563	30.556	7.237	272.5	10:39	1:39:01.690
14	2	4:22.045	44.440	1:38.207	1:59.398	24.931	7.051	276.6	10:43	1:43:23.735
15	2	4:08.878	38.755	1:35.319	1:54.804	22.877	6.893	278.7	10:47	1:47:32.613
16	2	4:06.849	38.433	1:34.398	1:54.018	22.783	6.819	279.4	10:51	1:51:39.462
17	2	4:05.711	<b>37.983</b>	1:34.441	1:53.287	22.378	6.819	280.9	10:55	1:55:45.173
18	2	4:06.806	38.210	<b>1:33.481</b>	1:55.115	23.382	7.470	280.9	10:59	1:59:51.979
19	2	4:22.522 B	38.086	1:34.022	2:10.414	25.111	7.363	280.2	11:04	2:04:14.501
20	3	30:53.178	...	1:43.083	2:07.306	24.763	7.363	207.7	11:35	2:35:07.679





# 24 HEURES DU MANS

## 16-17 JUIN 2012



### 24 HEURES DU MANS

TEST DAY

Test Practice 1

### Sector Analysis

■ Personal Best ■ Session Best B Crossing the finish line in pit lane

Lap	D	Time	Sector 1	Sector 2	Sector 3	Porsche	Ford	T. Spd	Hour	Elapsed
12	1	4:26.152	41.958	1:38.007	2:06.187	26.012	7.803	278.7	10:15	1:15:38.515
13	1	4:47.985 B	42.006	1:41.801	2:24.178	26.525		277.3	10:20	1:20:26.500
14	1	19:39.064	...	1:43.952	2:17.548	28.683	9.261	248.9	10:40	1:40:05.564
15	1	4:31.690	42.917	1:43.255	2:05.518	25.565	7.776	258.3	10:44	1:44:37.254
16	1	4:23.140	41.979	1:38.349	2:02.812	24.516	7.947	278.0	10:49	1:49:00.394
17	1	4:19.789	41.618	1:37.799	2:00.372	24.216	7.583	278.0	10:53	1:53:20.183
18	1	4:17.155	40.621	1:37.412	1:59.122	23.453	8.299	269.8	10:57	1:57:37.338
19	1	4:14.851	40.112	1:36.494	1:58.245	23.240	7.589	279.4	11:01	2:01:52.189
20	1	4:44.080 B	40.902	1:37.252	2:25.926	29.201		251.2	11:06	2:06:36.269
21	1	34:16.428	...	1:44.895	2:03.587	25.751	8.502	219.4	11:40	2:40:52.697
22	1	4:13.778	40.516	1:36.653	1:56.609	22.977	7.207	280.2	11:45	2:45:06.475
23	1	4:10.665	39.468	1:35.438	1:55.759	22.462	7.595	278.7	11:49	2:49:17.140
24	1	4:15.873	39.265	1:40.204	1:56.404	22.861	7.423	278.7	11:53	2:53:33.013
25	1	4:11.226	39.540	1:35.470	1:56.216	22.716	7.351	279.4	11:57	2:57:44.239
26	1	4:23.683 B	39.429	1:35.363	2:08.891	23.803		280.2	12:02	3:02:07.922
27	2	7:08.506	3:19.597	1:43.030	2:05.879	27.188	8.019	279.4	12:09	3:09:16.428
28	2	4:27.289	43.071	1:39.253	2:04.965	26.728	7.967	277.3	12:13	3:13:43.717
29	2	4:26.708	42.629	1:39.517	2:04.562	25.564	7.596	277.3	12:18	3:18:10.425
30	2	4:25.517	42.961	1:39.196	2:03.360	25.093	7.702	272.5	12:22	3:22:35.942
31	2	4:26.028	42.134	1:41.144	2:02.750	25.652	7.533	278.0	12:27	3:27:01.970
32	2	4:22.160	41.677	1:38.295	2:02.188	25.832	7.410	280.9	12:31	3:31:24.130
33	2	4:23.202	42.094	1:38.593	2:02.515	25.527	7.658	280.9	12:35	3:35:47.332
34	2	4:33.525	41.259	1:38.844	2:13.422	25.195	16.827	279.4	12:40	3:40:20.857
35	2	4:43.238 B	47.182	1:39.842	2:16.214	26.366		258.3	12:45	3:45:04.095

57

**KROHN RACING**  
1. Tracy Krohn  
2. Michele Rugolo

Ferrari 458 Italia  
LMGTE Am

1	1	1:23:46.401 B	...	1:46.071	2:17.368	25.219		206.5	10:23	1:23:46.401
2	1	10:19.060	6:28.427	1:43.526	2:07.107	24.023	7.126	237.0	10:34	1:34:05.461
3	1	4:35.220 B	40.338	1:40.078	2:14.804	27.567		272.5	10:38	1:38:40.681
4	1	11:17.003	7:31.532	1:40.397	2:05.074	25.074	8.199	267.1	10:49	1:49:57.684
5	1	4:20.060	40.516	1:39.309	2:00.235	24.082	7.033	270.4	10:54	1:54:17.744
6	1	4:14.661	39.681	1:38.003	1:56.977	22.235	7.038	271.8	10:58	1:58:32.405
7	1	4:13.307	39.321	1:37.620	1:56.366	22.127	6.994	259.5	11:02	2:02:45.712
8	1	5:07.920 B	39.395	1:37.244	2:51.281	46.422		273.2	11:07	2:07:53.632
9	1	56:17.284	...	1:39.485	2:04.544	22.949	7.367	267.8	12:04	3:04:10.916
10	1	4:16.048	40.375	1:37.317	1:58.356	22.869	6.889	273.2	12:08	3:08:26.964
11	1	4:18.742	39.425	1:39.792	1:59.525	22.544	7.006	273.2	12:12	3:12:45.706
12	1	4:24.800 B	39.087	1:37.302	2:08.411	22.060		274.5	12:17	3:17:10.506
13	1	20:26.079	...	1:52.048	2:07.127	25.496	7.795	262.6	12:37	3:37:36.585
14	1	4:30.689	42.251	1:43.175	2:05.263	25.239	7.585	273.2	12:42	3:42:07.274
15	1	4:25.555	41.872	1:40.961	2:02.722	24.707	7.316	267.1	12:46	3:46:32.829
16	1	4:22.446	41.355	1:40.327	2:00.764	24.428	7.276	249.5	12:50	3:50:55.275
17	1	4:20.542	40.922	1:40.201	1:59.419	23.883	7.038	269.1	12:55	3:55:15.817
18	1	4:21.669	40.863	1:40.338	2:00.468	23.834	7.282	275.2	12:59	3:59:37.486
19	1	4:18.204	40.357	1:38.651	1:59.196	23.303	7.275	273.8	13:03	4:03:55.690

58

**LUXURY RACING**  
1. Pierre Ehret  
2. Frank Montecalvo  
3. Gunnar Jeannette

Ferrari 458 Italia  
LMGTE Am

1	2	27:02.264 B	...	1:43.450	2:23.318	27.447		260.1	09:27	27:02.264
2	2	6:41.093	2:56.992	1:40.020	2:04.081	25.674	8.425	273.2	09:33	33:43.357
3	2	4:23.300	41.609	1:39.423	2:02.268	24.951	7.968	273.8	09:38	38:06.657
4	2	4:20.309	40.791	1:38.467	2:01.051	24.245	8.217	283.1	09:42	42:26.966
5	2	4:20.971	41.655	1:38.403	2:00.913	25.117	7.841	282.3	09:46	46:47.937
6	2	4:19.459	40.476	1:38.669	2:00.314	24.830	8.051	279.4	09:51	51:07.396
7	2	4:31.469 B	41.032	1:38.064	2:12.373	23.847		280.2	09:55	55:38.865
8	2	7:21.801	3:39.090	1:43.479	1:59.232	23.528	7.752	273.2	10:03	1:03:00.666



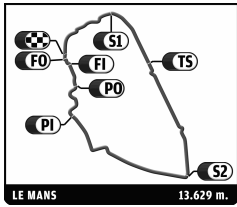






# 24 HEURES DU MANS

## 16-17 JUIN 2012



### 24 HEURES DU MANS

TEST DAY

Test Practice 1

### Sector Analysis

■ Personal Best ■ Session Best B Crossing the finish line in pit lane

Lap	D	Time	Sector 1	Sector 2	Sector 3	Porsche	Ford	T. Spd	Hour	Elapsed
26	3	4:13.951	40.382	1:36.824	1:56.745	23.537	6.658	283.1	11:43	2:43:53.536
27	3	4:11.591	39.930	1:35.946	1:55.715	22.500	6.916	284.5	11:48	2:48:05.127
28	3	4:14.240	39.626	1:38.455	1:56.159	22.504	6.836	286.0	11:52	2:52:19.367
29	3	4:12.049	39.570	1:36.247	1:56.232	23.403	6.659	283.8	11:56	2:56:31.416
30	3	4:24.621 B	39.959	1:38.034	2:06.628	22.895		280.2	12:00	3:00:56.037
31	2	8:55.997	5:09.987	1:48.201	1:57.809	22.776	7.054	284.5	12:09	3:09:52.034
32	2	4:22.685 B	39.645	1:36.423	2:06.617	22.756		283.8	12:14	3:14:14.719
33	2	9:37.909	6:04.317	1:37.578	1:56.014	22.963	7.169	276.6	12:23	3:23:52.628
34	2	4:08.020	39.584	1:35.113	1:53.323	21.646	6.597	284.5	12:28	3:28:00.648
35	2	4:04.304	38.539	1:34.479	1:51.286	20.810	6.337	286.0	12:32	3:32:04.952
36	2	4:08.882	39.147	1:35.523	1:54.212	21.108	6.630	271.1	12:36	3:36:13.834
37	2	4:14.883 B	38.550	1:34.416	2:01.917	21.073		285.3	12:40	3:40:28.717
38	1	7:35.437	3:59.981	1:39.292	1:56.164	22.577	7.059	263.9	12:48	3:48:04.154
39	1	4:09.787	39.337	1:36.464	1:53.986	21.953	6.806	284.5	12:52	3:52:13.941
40	1	4:08.771	38.379	1:36.867	1:53.525	21.579	6.627	286.8	12:56	3:56:22.712
41	1	4:10.158	38.442	1:37.655	1:54.061	21.821	6.712	287.5	13:00	4:00:32.870

67

#### IMSA PERFORMANCE MATMUT

1.Nicolas Armindo  
2.Raymond Narac  
3.Anthony Pons

Porsche 911 RSR (997)  
LMGTE Am

1	3	5:12.295	56.463	1:52.120	2:23.712	29.181	9.189	212.2	09:05	5:12.295
2	3	4:48.423 B	44.490	1:43.532	2:20.401	27.980		250.6	09:10	10:00.718
3	3	8:48.869	4:52.225	1:45.396	2:11.248	27.107	8.310	238.6	09:18	18:49.587
4	3	4:35.530	43.260	1:43.766	2:08.504	26.207	8.073	255.9	09:23	23:25.117
5	3	4:36.211 B	41.583	1:39.267	2:15.361	25.562		267.1	09:28	28:01.328
6	3	13:15.371	9:22.514	1:46.555	2:06.302	27.169	7.874	237.0	09:41	41:16.699
7	3	4:24.452	41.612	1:39.165	2:03.675	25.266	8.083	270.4	09:45	45:41.151
8	3	4:17.272	40.676	1:36.985	1:59.611	24.189	7.785	280.2	09:49	49:58.423
9	3	4:15.994	39.873	1:37.234	1:58.887	24.416	7.418	281.6	09:54	54:14.417
10	3	4:27.811 B	40.276	1:37.098	2:10.437	24.283		267.1	09:58	58:42.228
11	1	6:06.720	2:34.848	1:36.560	1:55.312	22.415	6.985	279.4	10:04	1:04:48.948
12	1	4:12.884	38.951	1:35.834	1:58.099	24.018	7.055	280.2	10:09	1:09:01.832
13	1	4:05.329	38.806	1:33.934	1:52.589	21.695	6.573	285.3	10:13	1:13:07.161
14	1	4:15.297 B	38.786	1:34.399	2:02.112	23.011		286.0	10:17	1:17:22.458
15	1	7:05.164	3:34.484	1:35.731	1:54.949	22.332	6.829	283.8	10:24	1:24:27.622
16	1	4:08.548	39.039	1:35.305	1:54.204	22.103	6.798	282.3	10:28	1:28:36.170
17	1	4:11.691	38.858	1:36.649	1:56.184	22.484	7.082	285.3	10:32	1:32:47.861
18	1	4:23.670 B	39.118	1:36.374	2:08.178	23.245		283.8	10:37	1:37:11.531
19	3	6:19.954	2:38.731	1:37.913	2:03.310	25.027	7.499	280.2	10:43	1:43:31.485
20	3	4:18.638	40.318	1:37.358	2:00.962	23.762	8.619	282.3	10:47	1:47:50.123
21	3	4:24.076	40.867	1:37.813	2:05.396	26.771	7.849	280.9	10:52	1:52:14.199
22	3	4:17.202	40.060	1:38.792	1:58.350	23.996	7.246	280.9	10:56	1:56:31.401
23	3	4:16.373	40.568	1:36.911	1:58.894	23.861	7.593	283.1	11:00	2:00:47.774
24	3	4:16.024	39.699	1:36.143	2:00.182	23.660	7.267	280.9	11:05	2:05:03.798
25	3	5:13.504 B	40.507	1:47.679	2:45.318	30.121		277.3	11:10	2:10:17.302
26	2	23:23.633	...	1:44.075	2:04.914	25.527	8.588	239.6	11:33	2:33:40.935
27	2	4:16.794	40.896	1:37.732	1:58.166	23.449	7.614	278.7	11:37	2:37:57.729
28	2	4:14.696	39.942	1:36.934	1:57.820	23.522	6.897	278.0	11:42	2:42:12.425
29	2	4:17.937 B	39.961	1:34.834	2:03.142	22.661		284.5	11:46	2:46:30.362
30	2	5:55.261	2:22.026	1:37.298	1:55.937	22.713	7.022	279.4	11:52	2:52:25.623
31	2	4:09.028	39.472	1:35.350	1:54.206	22.632	6.626	282.3	11:56	2:56:34.651
32	2	4:06.650	38.625	1:35.289	1:52.736	21.949	6.383	286.8	12:00	3:00:41.301
33	2	4:09.183	40.037	1:34.410	1:54.736	22.193	6.843	283.1	12:04	3:04:50.484
34	2	4:20.053 B	39.041	1:35.085	2:05.927	23.429		278.0	12:09	3:09:10.537
35	1	6:13.391	2:40.236	1:35.044	1:58.111	22.307	6.438	280.9	12:15	3:15:23.928
36	1	4:05.401	38.623	1:34.342	1:52.436	21.657	6.358	283.8	12:19	3:19:29.329
37	1	4:06.740	39.267	1:35.367	1:52.106	21.426	6.264	283.8	12:23	3:23:36.069
38	1	4:07.974	39.471	1:35.803	1:52.700	21.487	6.263	260.1	12:27	3:27:44.043





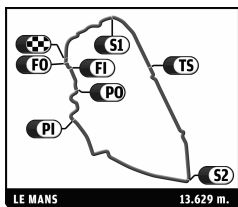






# 24 HEURES DU MANS

## 16-17 JUIN 2012



### 24 HEURES DU MANS

#### TEST DAY

#### Test Practice 1

#### Sector Analysis

■ Personal Best ■ Session Best B Crossing the finish line in pit lane

Lap	D	Time	Sector 1	Sector 2	Sector 3	Porsche	Ford	T. Spd	Hour	Elapsed
9	1	4:02.711	37.863	1:33.695	1:51.153	20.867	7.004	282.3	10:04	1:04:56.092
10	1	4:08.550	38.493	1:36.223	1:53.834	21.955	7.634	275.9	10:09	1:09:04.642
11	1	4:12.435 B	39.092	1:34.071	1:59.272	21.327		284.5	10:13	1:13:17.077
12	1	17:45.248	...	1:35.667	1:52.914	21.081	6.814	278.0	10:31	1:31:02.325
13	1	4:04.027	38.073	1:33.712	1:52.242	20.866	6.514	280.9	10:35	1:35:06.352
14	1	4:15.919 B	38.041	1:33.612	2:04.266	23.768		283.8	10:39	1:39:22.271
15	2	14:36.988	...	1:45.969	2:02.684	25.432	7.633	233.0	10:53	1:53:59.259
16	2	4:12.722	39.277	1:36.667	1:56.778	23.553	6.918	273.8	10:58	1:58:11.981
17	2	4:07.871	38.274	1:34.916	1:54.681	22.157	7.015	281.6	11:02	2:02:19.852
18	2	4:50.819 B	38.590	1:33.725	2:38.504	29.542		283.1	11:07	2:07:10.671
19	2	28:07.435	...	1:37.997	2:00.919	24.416	7.872	275.9	11:35	2:35:18.106
20	2	4:07.873	40.905	1:34.747	1:52.221	21.310	7.040	280.9	11:39	2:39:25.979
21	2	4:04.198	37.878	1:33.347	1:52.973	21.420	6.845	283.8	11:43	2:43:30.177
22	2	4:02.627	37.916	1:33.589	1:51.122	21.231	6.614	283.1	11:47	2:47:32.804
23	2	4:03.905	37.981	1:32.934	1:52.990	21.006	8.356	284.5	11:51	2:51:36.709
24	2	4:21.238 B	41.109	1:38.239	2:01.890	21.899		269.8	11:55	2:55:57.947
25	2	15:38.905 B	...	1:43.913	2:41.427	35.463		252.9	12:11	3:11:36.852
26	2	33:07.043	...	1:37.888	1:55.304	21.897	7.113	270.4	12:44	3:44:43.895
27	2	4:05.978	39.325	1:34.629	1:52.024	21.029	6.883	283.1	12:48	3:48:49.873
28	2	4:02.247	37.609	1:34.275	1:50.363	20.669	6.700	266.5	12:52	3:52:52.120
29	2	4:00.908	37.547	1:33.008	1:50.353	20.572	6.704	283.8	12:56	3:56:53.028
30	2	4:23.219 B	38.039	1:33.362	2:11.818	25.245		283.8	13:01	4:01:16.247

### 79

FLYING LIZARD MOTORSPORTS

1.Seth Neiman 3.Marco Holzer  
2.Patrick Long

Porsche 911 RSR (997)  
LMGTE Am

1	1	8:06.698 B	3:44.067	1:51.088	2:31.543	30.702		196.9	09:08	8:06.698
2	1	26:04.036 B	...	1:47.382	2:16.055	25.886		199.0	09:34	34:10.734
3	1	6:37.757	2:51.453	1:43.012	2:03.292	24.658	7.764	262.6	09:40	40:48.491
4	1	4:30.338 B	41.910	1:38.799	2:09.629	25.038		269.1	09:45	45:18.829
5	1	40:33.935	...	1:40.606	2:00.332	24.374	7.580	271.1	10:25	1:25:52.764
6	1	4:16.121	41.373	1:37.801	1:56.947	23.323	7.160	283.8	10:30	1:30:08.885
7	1	4:19.079	40.381	1:37.663	2:01.035	24.219	7.345	255.3	10:34	1:34:27.964
8	1	4:13.697	40.261	1:36.018	1:57.418	24.083	7.011	283.8	10:38	1:38:41.661
9	1	5:01.361 B	40.168	1:36.112	2:45.081	29.192		282.3	10:43	1:43:43.022
10	1	52:39.783	...	1:40.884	2:01.052	24.428	7.507	265.8	11:36	2:36:22.805
11	1	4:15.370	40.704	1:37.576	1:57.090	23.163	7.165	281.6	11:40	2:40:38.175
12	1	4:13.072	40.278	1:36.416	1:56.378	22.961	7.042	282.3	11:44	2:44:51.247
13	1	4:12.228	39.622	1:36.057	1:56.549	22.859	7.049	283.1	11:49	2:49:03.475
14	1	4:26.848 B	40.540	1:35.720	2:10.588	22.969		287.5	11:53	2:53:30.323
15	2	7:50.990	4:15.374	1:37.052	1:58.564	24.486	6.840	280.9	12:01	3:01:21.313
16	2	4:07.146	39.345	1:34.636	1:53.165	22.231	6.433	283.8	12:05	3:05:28.459
17	2	4:05.405	38.382	1:34.552	1:52.471	21.943	6.604	280.9	12:09	3:09:33.864
18	2	4:13.228 B	38.137	1:33.479	2:01.612	22.675		286.0	12:13	3:13:47.092
19	2	9:22.714	5:55.412	1:34.647	1:52.655	21.879	6.545	282.3	12:23	3:23:09.806
20	2	4:04.972	38.093	1:34.387	1:52.492	21.776	6.536	283.1	12:27	3:27:14.778
21	2	4:04.350	37.893	1:33.443	1:53.014	22.016	7.041	286.0	12:31	3:31:19.128
22	2	4:22.125 B	39.052	1:38.905	2:04.168	23.314		286.0	12:35	3:35:41.253
23	1	7:29.399	3:48.012	1:39.508	2:01.879	23.509	7.202	271.8	12:43	3:43:10.652
24	1	4:15.072	40.631	1:37.022	1:57.419	23.389	7.352	286.0	12:47	3:47:25.724
25	1	4:12.821	40.235	1:36.438	1:56.148	22.850	7.099	250.0	12:51	3:51:38.545
26	1	4:28.478 B	39.993	1:40.023	2:08.462	23.095		284.5	12:56	3:56:07.023
27	1	6:12.305 B	2:24.533	1:38.932	2:08.840	23.811		262.0	13:02	4:02:19.328

### 80

FLYING LIZARD MOTORSPORTS

1.Jörg Bergmeister 3.Marco Holzer  
2.Patrick Long

Porsche 911 RSR (997)  
LMGTE Pro

1	1	15:29.823 B	...	1:50.990	2:16.014	26.502		188.1	09:15	15:29.823
2	1	8:01.486	4:24.921	1:38.976	1:57.589	23.768	6.939	246.1	09:23	23:31.309

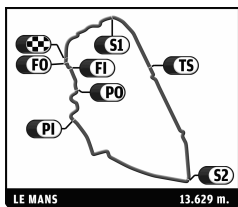






# 24 HEURES DU MANS

## 16-17 JUIN 2012



### 24 HEURES DU MANS

TEST DAY

Test Practice 1

### Sector Analysis

■ Personal Best ■ Session Best B Crossing the finish line in pit lane

Lap	D	Time	Sector 1	Sector 2	Sector 3	Porsche	Ford	T. Spd	Hour	Elapsed
30	1	4:24.535	41.635	1:42.508	2:00.392	23.893	7.335	276.6	11:42	2:42:54.611
31	1	4:21.396	42.020	1:38.843	2:00.533	23.534	7.244	273.8	11:47	2:47:16.007
32	1	4:19.600	40.700	1:39.032	1:59.868	23.935	8.082	277.3	11:51	2:51:35.607
33	1	4:17.854	41.299	1:39.615	1:56.940	22.663	7.269	274.5	11:55	2:55:53.461
34	1	4:16.781	41.052	1:37.318	1:58.411	22.842	7.998	275.2	12:00	3:00:10.242
35	1	4:15.733	40.484	1:38.121	1:57.128	22.695	7.095	277.3	12:04	3:04:25.975
36	1	4:13.169	39.603	1:37.053	1:56.513	23.121	6.998	278.7	12:08	3:08:39.144
37	1	4:14.205	39.416	1:36.584	1:58.205	23.752	7.225	273.8	12:12	3:12:53.349
38	1	<b>4:11.028</b>	39.445	1:36.336	<b>1:55.247</b>	22.188	6.834	279.4	12:17	3:17:04.377
39	1	4:21.417 B	40.051	1:37.140	2:04.226	22.333		273.2	12:21	3:21:25.794
40	1	5:18.768	1:40.505	1:41.546	1:56.717	22.340	7.043	263.3	12:26	3:26:44.562
41	1	4:12.639	39.655	1:37.256	1:55.728	22.247	7.231	275.2	12:30	3:30:57.201
42	1	4:30.832 B	39.200	1:44.984	2:06.648	22.999		275.9	12:35	3:35:28.033
43	3	7:40.895	4:03.573	1:38.157	1:59.165	23.320	6.961	277.3	12:43	3:43:08.928
44	3	4:15.383	39.683	1:38.624	1:57.076	23.268	7.230	253.5	12:47	3:47:24.311
45	3	4:11.129	38.932	1:36.280	1:55.917	22.452	7.034	278.0	12:51	3:51:35.440
46	3	4:11.916	38.965	1:36.256	1:56.695	22.268	7.672	278.0	12:55	3:55:47.356
47	3	4:12.341	39.765	1:36.133	1:56.443	22.185	6.931	278.0	12:59	3:59:59.697
48	3	4:25.694 B	<b>38.753</b>	<b>1:35.477</b>	2:11.464	21.883		279.4	13:04	4:04:25.391

**83**

**JMB RACING**  
1. Manuel Rodrigues  
2. Alain Ferte

3. Philippe Illiano

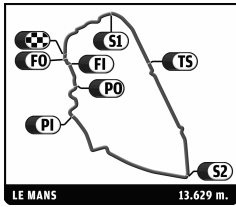
Ferrari 458 Italia  
LMGTE Am

1	2	5:36.477 B	1:04.170	1:53.939	2:38.368	30.410		187.7	09:05	5:36.477
2	2	7:58.836	4:07.298	1:45.160	2:06.378	26.641	7.949	273.2	09:13	13:35.313
3	2	4:20.081	42.243	1:38.855	1:58.983	23.646	7.400	280.9	09:17	17:55.394
4	2	4:14.638	40.692	1:36.565	1:57.381	23.080	7.157	283.1	09:22	22:10.032
5	2	4:26.180 B	41.535	1:37.693	2:06.952	23.278		283.1	09:26	26:36.212
6	3	9:58.085	5:56.564	1:43.705	2:17.816	27.916	9.427	265.2	09:36	36:34.297
7	3	4:35.212	44.098	1:40.895	2:10.219	26.803	8.654	278.7	09:41	41:09.509
8	3	4:36.623	44.111	1:40.712	2:11.800	27.622	8.705	279.4	09:45	45:46.132
9	3	4:32.772	43.920	1:39.697	2:09.155	27.338	7.909	276.6	09:50	50:18.904
10	3	4:44.755 B	43.353	1:40.595	2:20.807	26.627		277.3	09:55	55:03.659
11	3	8:26.790	4:37.501	1:42.907	2:06.382	26.516	7.979	246.1	10:03	1:03:30.449
12	3	4:28.643	42.572	1:40.277	2:05.794	25.516	8.098	280.2	10:07	1:07:59.092
13	3	4:27.003	42.433	1:39.644	2:04.926	25.473	8.848	280.2	10:12	1:12:26.095
14	3	4:24.812	42.671	1:39.766	2:02.375	25.225	7.602	278.0	10:16	1:16:50.907
15	3	4:40.344 B	42.243	1:40.375	2:17.726	24.796		268.5	10:21	1:21:31.251
16	1	7:26.426	3:43.958	1:40.229	2:02.239	25.276	7.784	279.4	10:28	1:28:57.677
17	1	4:20.963	40.704	1:39.943	2:00.316	24.263	7.563	282.3	10:33	1:33:18.640
18	1	4:16.881	40.265	1:36.061	2:00.555	25.735	7.410	281.6	10:37	1:37:35.521
19	1	4:15.499	39.538	1:36.290	1:59.671	24.679	7.233	281.6	10:41	1:41:51.020
20	1	4:42.071 B	40.710	1:44.532	2:16.829	26.293		282.3	10:46	1:46:33.091
21	1	7:30.176	3:53.049	1:37.994	1:59.133	24.389	7.787	277.3	10:54	1:54:03.267
22	1	4:13.205	39.861	1:36.425	1:56.919	23.455	7.059	283.1	10:58	1:58:16.472
23	1	4:14.487	39.617	1:35.567	1:59.303	24.744	7.450	283.1	11:02	2:02:30.959
24	1	4:59.982 B	41.046	1:38.038	2:40.898	27.351		275.9	11:07	2:07:30.941
25	2	28:21.693	...	1:40.515	2:01.074	23.607	7.555	266.5	11:35	2:35:52.634
26	2	4:12.367	39.701	1:37.754	1:54.912	22.156	7.083	275.9	11:40	2:40:05.001
27	2	4:07.922	39.101	1:35.205	<b>1:53.616</b>	21.734	6.861	284.5	11:44	2:44:12.923
28	2	4:20.904 B	39.856	1:35.774	2:05.274	22.330		282.3	11:48	2:48:33.827
29	2	7:10.609	3:33.911	1:37.332	1:59.366	22.395	7.301	280.9	11:55	2:55:44.436
30	2	4:08.261	39.478	<b>1:34.271</b>	1:54.512	21.586	6.986	286.8	11:59	2:59:52.697
31	2	4:15.832	<b>38.435</b>	1:40.579	1:56.818	21.763	6.752	283.1	12:04	3:04:08.529
32	2	<b>4:06.911</b>	38.660	1:34.464	1:53.787	21.733	6.581	285.3	12:08	3:08:15.440
33	2	4:17.761 B	40.394	1:34.908	2:02.459	21.488		275.2	12:12	3:12:33.201
34	3	6:55.827	3:11.173	1:41.665	2:02.989	24.750	8.741	280.2	12:19	3:19:29.028
35	3	4:24.903	43.327	1:39.427	2:02.149	24.681	7.868	241.2	12:23	3:23:53.931



# 24 HEURES DU MANS

## 16-17 JUIN 2012



### 24 HEURES DU MANS

#### TEST DAY

#### Test Practice 1

#### Sector Analysis

■ Personal Best ■ Session Best B Crossing the finish line in pit lane

Lap	D	Time	Sector 1	Sector 2	Sector 3	Porsche	Ford	T. Spd	Hour	Elapsed
36	3	4:18.971	40.690	1:38.338	1:59.943	23.845	7.334	282.3	12:28	3:28:12.902
37	3	4:20.236	40.816	1:37.964	2:01.456	25.105	7.477	278.7	12:32	3:32:33.138
38	3	4:42.891 B	42.301	1:43.195	2:17.395	26.194		280.9	12:37	3:37:16.029
39	1	7:40.783 B	2:53.224	2:17.902	2:29.657	27.842		275.9	12:44	3:44:56.812

### 88

#### TEAM FELBERMAYR-PROTON

1.Christian Ried  
2.Gianluca Roda

3.Paolo Ruberti

Porsche 911 RSR (997)  
LMGTE Am

1	3	16:21.475	...	1:40.286	2:00.941	24.427	7.914	253.5	09:16	16:21.475
2	3	<b>4:11.226</b>	40.083	1:35.812	<b>1:55.331</b>	22.704	6.975	282.3	09:20	20:32.701
3	3	4:25.114 B	39.467	<b>1:34.991</b>	2:10.656	22.687		282.3	09:24	24:57.815
4	2	7:17.823	3:15.139	1:49.749	2:12.935	25.918	10.448	257.1	09:32	32:15.638
5	2	4:27.581	42.793	1:40.382	2:04.406	25.306	7.631	271.8	09:36	36:43.219
6	2	4:19.299	41.052	1:37.115	2:01.132	24.537	7.497	285.3	09:41	41:02.518
7	2	4:32.862 B	40.996	1:41.720	2:10.146	23.770		283.1	09:45	45:35.380
8	2	11:09.953	7:32.154	1:39.256	1:58.543	23.370	7.479	267.1	09:56	56:45.333
9	2	4:13.017	40.822	1:36.647	1:55.548	23.109	7.078	283.8	10:00	1:00:58.350
10	2	4:48.542 B	40.003	1:35.696	2:32.843	22.497		283.8	10:05	1:05:46.892
11	2	2:41:47.463	...	1:45.801	2:01.862	24.493	7.945	239.6	12:47	3:47:34.355
12	2	4:15.854	40.321	1:38.253	1:57.280	24.180	7.128	280.9	12:51	3:51:50.209
13	2	4:12.970	40.381	1:36.258	1:56.331	23.336	7.180	282.3	12:56	3:56:03.179
14	2	4:12.150	<b>39.191</b>	1:36.720	1:56.239	22.901	7.537	283.1	13:00	4:00:15.329

### 90

#### TEAM ORECA

1.Fabien Barthez  
2.Bruno Bazaud

3.Denis Caillon

Oreca FLM 09  
LMPC

1	1	5:54.944 B	1:25.941	1:55.937	2:33.066	28.881		178.2	09:05	5:54.944
2	1	12:48.428	8:44.925	1:49.460	2:14.043	27.297	9.563	268.5	09:18	18:43.372
3	1	5:07.300 B	47.425	1:44.748	2:35.127	28.106		265.2	09:23	23:50.672
4	1	8:50.814	5:01.781	1:42.858	2:06.175	25.563	8.389	262.6	09:32	32:41.486
5	1	4:21.968	41.939	1:38.742	2:01.287	24.480	8.144	271.1	09:37	37:03.454
6	1	4:15.587	40.255	1:36.911	1:58.421	22.858	7.412	269.1	09:41	41:19.041
7	1	4:24.389 B	39.911	1:36.632	2:07.846	23.321		273.8	09:45	45:43.430
8	3	9:38.149	5:43.685	1:47.563	2:06.901	25.784	8.756	247.8	09:55	55:21.579
9	3	4:21.050	40.412	1:39.827	2:00.811	23.155	8.102	268.5	09:59	59:42.629
10	3	4:14.146	39.641	1:37.448	1:57.057	22.372	7.560	272.5	10:03	1:03:56.775
11	3	4:13.633	40.312	1:37.820	1:55.501	22.037	7.523	273.8	10:08	1:08:10.408
12	3	4:14.859	38.500	1:36.541	1:59.818	24.265	8.203	274.5	10:12	1:12:25.267
13	3	4:20.992 B	38.769	1:34.983	2:07.240	22.528		280.2	10:16	1:16:46.259
14	3	12:51.649	9:14.196	1:39.792	1:57.661	23.083	7.080	267.8	10:29	1:29:37.908
15	3	4:13.354	39.181	1:35.967	1:58.206	21.887	7.377	272.5	10:33	1:33:51.262
16	3	4:05.885	37.364	1:35.258	1:53.263	21.246	6.674	275.2	10:37	1:37:57.147
17	3	4:07.421	36.610	1:36.028	1:54.783	21.158	7.059	273.8	10:42	1:42:04.568
18	3	4:09.739	<b>36.292</b>	1:39.842	1:53.605	20.891	6.692	275.2	10:46	1:46:14.307
19	3	4:16.884 B	37.615	1:35.013	2:04.256	20.219		273.2	10:50	1:50:31.191
20	3	16:38.442 B	...	1:36.570	2:39.105	31.196		276.6	11:07	2:07:09.633
21	1	28:43.957	...	1:38.680	1:57.020	22.097	7.414	262.0	11:35	2:35:53.590
22	1	4:07.401	39.301	1:34.871	1:53.229	21.005	7.233	275.2	11:40	2:40:00.991
23	1	4:07.525	38.098	1:34.224	1:55.203	21.250	7.200	273.8	11:44	2:44:08.516
24	1	5:42.575 B	38.882	2:21.005	2:42.688	26.432		186.1	11:49	2:49:51.091
25	3	15:10.184	9:48.648	1:39.044	3:42.492	22.103	8.885	266.5	12:05	3:05:01.275
26	3	4:11.579	38.986	1:37.952	1:54.641	22.277	7.184	276.6	12:09	3:09:12.854
27	3	4:06.955	38.720	1:35.120	1:53.115	21.246	7.565	276.6	12:13	3:13:19.809
28	3	4:06.165	37.972	1:34.304	1:53.889	21.217	7.194	275.9	12:17	3:17:25.974
29	3	4:04.962	37.561	1:34.065	1:53.336	21.258	7.562	276.6	12:21	3:21:30.936
30	3	4:15.735 B	37.989	1:33.582	2:04.164	20.766		275.2	12:25	3:25:46.671
31	2	9:18.523	5:45.161	1:38.290	1:55.072	21.796	6.842	262.0	12:35	3:35:05.194
32	2	4:04.301	37.558	1:34.541	1:52.202	20.734	7.009	275.2	12:39	3:39:09.495
33	2	4:01.976	37.469	1:33.858	1:50.649	20.075	6.430	273.8	12:43	3:43:11.471

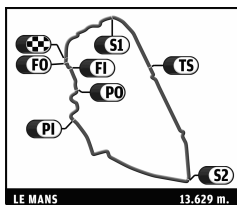






# 24 HEURES DU MANS

## 16-17 JUIN 2012



### 24 HEURES DU MANS

TEST DAY

Test Practice 1

### Sector Analysis

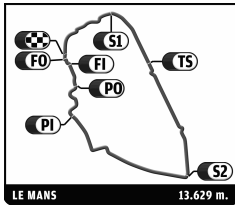
■ Personal Best ■ Session Best B Crossing the finish line in pit lane

Lap	D	Time	Sector 1	Sector 2	Sector 3	Porsche	Ford	T. Spd	Hour	Elapsed
31	2	12:07.191	8:42.915	1:33.797	1:50.479	20.483	6.507	283.1	13:01	4:01:17.205
<b>99 ASTON MARTIN RACING</b> 1.Allan Simonsen 3.Kristian Poulsen 2.Christoffer Nygaard Aston Martin Vantage V8 LMGT E Am										
1	1	32:23.665 B	...	1:49.217	2:22.422	27.542		223.4	09:32	32:23.665
2	2	36:54.550	...	1:39.054	2:00.791	23.656	7.824	276.6	10:09	1:09:18.215
3	2	4:13.030	39.922	1:36.444	1:56.664	23.164	7.176	281.6	10:13	1:13:31.245
4	2	4:11.248	40.697	1:35.443	1:55.108	22.298	7.347	271.8	10:17	1:17:42.493
5	2	4:09.289	39.490	1:35.192	1:54.607	21.859	7.274	278.7	10:21	1:21:51.782
6	2	4:08.686	39.245	1:35.289	1:54.152	22.011	7.332	281.6	10:26	1:26:00.468
7	2	4:10.126	39.101	1:35.876	1:55.149	21.997	7.101	260.1	10:30	1:30:10.594
8	2	4:19.997 B	39.712	1:35.442	2:04.843	21.675		275.9	10:34	1:34:30.591
9	3	17:37.201	...	1:44.144	1:59.566	24.214	7.625	225.3	10:52	1:52:07.792
10	3	4:08.055	39.216	1:35.704	1:53.135	22.113	6.768	280.9	10:56	1:56:15.847
11	3	4:03.874	39.213	1:33.352	<b>1:51.309</b>	21.339	6.693	281.6	11:00	2:00:19.721
12	3	4:06.237	38.443	1:33.695	1:54.099	21.860	6.889	263.3	11:04	2:04:25.958
13	3	4:47.939 B	38.115	1:36.390	2:33.434	28.234		255.9	11:09	2:09:13.897
14	3	30:36.539	...	1:40.226	2:00.614	24.914	7.462	274.5	11:39	2:39:50.436
15	3	4:15.917	40.521	1:36.837	1:58.559	23.061	8.856	276.6	11:44	2:44:06.353
16	3	4:08.530	39.224	1:34.053	1:55.253	22.523	6.942	284.5	11:48	2:48:14.883
17	3	4:10.086	39.160	1:34.893	1:56.033	23.843	6.961	275.2	11:52	2:52:24.969
18	3	4:08.770	39.851	1:34.219	1:54.700	23.007	6.866	275.2	11:56	2:56:33.739
19	3	4:06.438	38.623	1:34.414	1:53.401	22.155	6.870	281.6	12:00	3:00:40.177
20	3	4:10.063	39.203	1:34.297	1:56.563	23.061	7.045	276.6	12:04	3:04:50.240
21	3	4:07.195	38.718	1:34.579	1:53.898	22.859	6.814	282.3	12:08	3:08:57.435
22	3	4:06.903	38.659	1:34.812	1:53.432	22.182	7.103	275.2	12:13	3:13:04.338
23	3	4:07.070	38.971	1:34.248	1:53.851	22.274	6.748	278.7	12:17	3:17:11.408
24	3	4:17.339 B	38.595	1:33.874	2:04.870	22.909		283.8	12:21	3:21:28.747
25	1	29:06.584	...	1:38.617	1:53.177	22.054	6.631	272.5	12:50	3:50:35.331
26	1	4:04.716	37.912	1:32.971	1:53.833	21.786	6.777	271.1	12:54	3:54:40.047
27	1	<b>4:02.350</b>	38.156	<b>1:32.835</b>	1:51.359	21.842	6.499	277.3	12:58	3:58:42.397
28	1	4:14.153 B	<b>37.911</b>	1:34.701	2:01.541	21.135		270.4	13:02	4:02:56.550



# 24 HEURES DU MANS

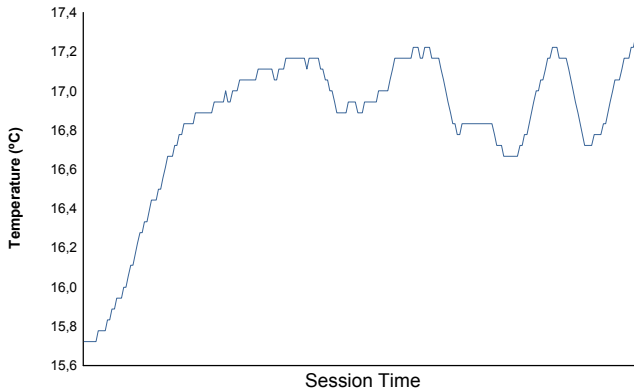
16-17 JUN 2012



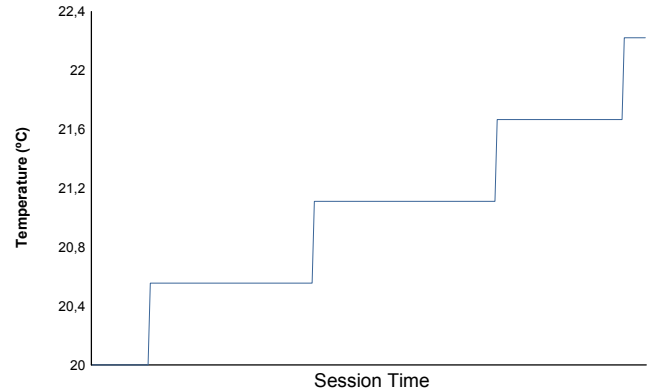
Computerised results and timing service

## TEST DAY 24 HEURES DU MANS Test Practice 1 Weather Report

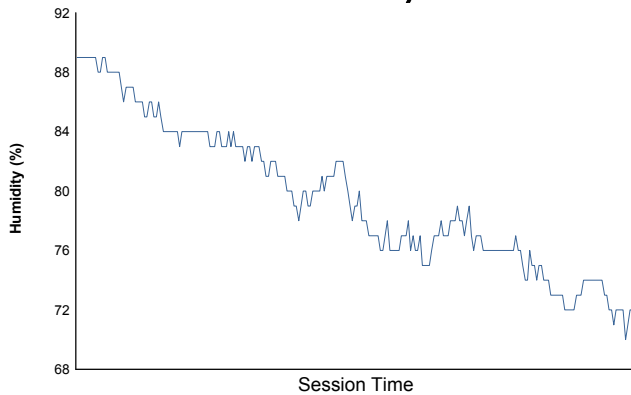
### Air Temperature



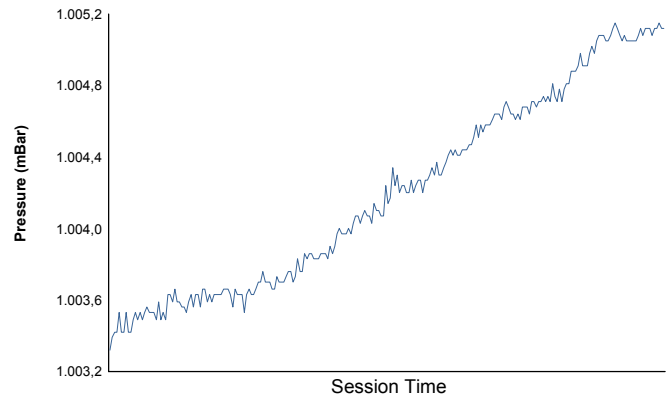
### Track Temperature



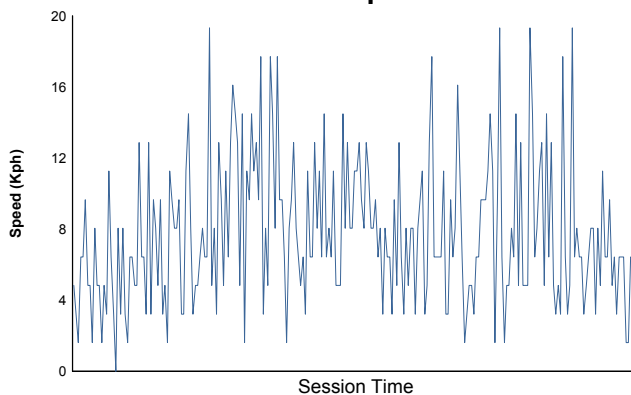
### Humidity



### Pressure

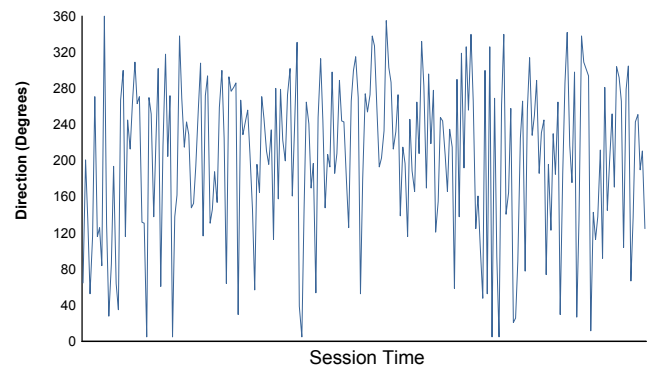


### Wind Speed



### Wind direction

North = 0°/360° Est = 90° South = 180° West = 270°



Track Status:

**DRY**