



# KZ1 - KZ2

## WARM-UP 1

## Document 6

### Results

Subject to scrutineering & sporting investigations

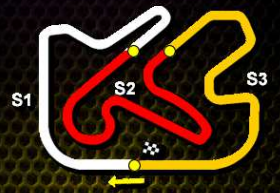
Rnk	No.	Entrant	Nat	Driver	Nat	Equipment	Sector 1	Sector 2	Sector 3	Time	Gap	Laps
1	2	Crg Spa	ITA	<b>Verstappen Max</b>	NLD	Crg / Tm / Bridge	18.511	21.088	19.280	<b>58.879</b>		6
2	8	Birel Motorsport S.r.l.	ITA	<b>De Conto Paolo</b>	ITA	Birel / Tm / Bridge	18.554	21.180	19.267	<b>59.001</b>	0.122	6
3	44	Sodi Racing Team	FRA	<b>Abbase Anthony</b>	FRA	Sodi / Tm / Bridge	18.556	21.156	19.360	<b>59.072</b>	0.193	4
4	4	Crg Spa	ITA	<b>Fore Davide</b>	ITA	Crg / Maxter / Bridge	18.571	21.206	19.334	<b>59.111</b>	0.232	6
5	7	Crg Spa	ITA	<b>Federer Fabian</b>	ITA	Crg / Modena / Bridge	18.577	21.242	19.304	<b>59.123</b>	0.244	7
6	15	Art Grand Prix Srl	ITA	<b>Leclerc Charles</b>	CHN	Art Gp / Tm / Bridge	18.616	21.192	19.324	<b>59.132</b>	0.253	8
7	11	Avg Racing	NLD	<b>Kozlinski Arnaud</b>	FRA	Birel / Tm / Bridge	18.578	21.183	19.378	<b>59.139</b>	0.260	5
8	1	Crg Holland	NLD	<b>Pex Jorrit</b>	NLD	Crg / Tm / Bridge	18.500	21.253	19.409	<b>59.162</b>	0.283	7
9	10	Praga Kart Racing	ITA	<b>Hajek Patrik</b>	CZE	Praga / Parilla / Bridge	18.586	21.252	19.325	<b>59.163</b>	0.284	8
10	22	Dale Andrea	ITA	<b>Dale Andrea</b>	ITA	Crg / Modena / Bridge	18.607	21.176	19.414	<b>59.197</b>	0.318	9
11	5	Crg Spa	ITA	<b>Thonon Jonathan</b>	BEL	Crg / Maxter / Bridge	18.552	21.210	19.439	<b>59.201</b>	0.322	6
12	3	Crg Spa	ITA	<b>Lennox Lamb Jordon</b>	GBR	Crg / Parilla / Bridge	18.539	21.325	19.339	<b>59.203</b>	0.324	4
13	116	Avg Racing	NLD	<b>Kremers Marijn</b>	NLD	Birel / Tm / Bridge	18.638	21.218	19.369	<b>59.225</b>	0.346	4
14	50	Tony Kart Racing Team	ITA	<b>Dreezen Rick</b>	BEL	Tony Kart / Vortex / Bridge	18.559	21.262	19.405	<b>59.226</b>	0.347	8
15	14	Art Grand Prix Srl	ITA	<b>Hanley Benjamin</b>	GBR	Art Gp / Tm / Bridge	18.700	21.236	19.298	<b>59.234</b>	0.355	4
16	51	Tony Kart Racing Team	ITA	<b>Ardigo Marco</b>	ITA	Tony Kart / Vortex / Bridge	18.649	21.267	19.325	<b>59.241</b>	0.362	8
17	49	Tony Kart Racing Team	ITA	<b>Camponeschi Flavio</b>	ITA	Tony Kart / Vortex / Bridge	18.703	21.282	19.277	<b>59.262</b>	0.383	8
18	48	Tony Kart Racing Team	ITA	<b>Torsellini Mirko</b>	ITA	Tony Kart / Vortex / Bridge	18.558	21.352	19.381	<b>59.291</b>	0.412	8
19	9	Birel Motorsport S.r.l.	ITA	<b>Toninelli Roberto</b>	ITA	Birel / Tm / Bridge	18.594	21.255	19.494	<b>59.343</b>	0.464	6
20	20	Lenzokart	ITA	<b>Iglesias Jeremy</b>	FRA	Lenzo / Lke / Bridge	18.665	21.402	19.357	<b>59.424</b>	0.545	7
21	102	Energy Corse Srl	ITA	<b>Johansson Joel</b>	SWE	Energy / Tm / Bridge	18.683	21.314	19.431	<b>59.428</b>	0.549	8
22	16	Galiffa Gianfranco	ITA	<b>Camplese Lorenzo</b>	ITA	Crg / Tm / Bridge	18.674	21.382	19.374	<b>59.430</b>	0.551	9
23	112	Dr Srl	ITA	<b>Negro Riccardo</b>	ITA	Dr / Tm / Bridge	18.679	21.326	19.496	<b>59.501</b>	0.622	8
24	18	Ward Racing	SWE	<b>Kokko Henri</b>	FIN	Tony Kart / Vortex / Bridge	18.754	21.376	19.378	<b>59.508</b>	0.629	8
25	101	Energy Corse Srl	ITA	<b>Juodvirsis Simas</b>	LTU	Energy / Tm / Bridge	18.666	21.371	19.472	<b>59.509</b>	0.630	9
26	131	Celenta Francesco	ITA	<b>Celenta Francesco</b>	ITA	Zanardi / Tm / Bridge	18.700	21.381	19.458	<b>59.539</b>	0.660	5
27	114	Dr Srl	ITA	<b>Antonsen Emil</b>	NOR	Dr / Tm / Bridge	18.686	21.390	19.474	<b>59.550</b>	0.671	8
28	108	Comer Top Kart	ITA	<b>Cunati Simone</b>	ITA	Top Kart / Parilla / Bridge	18.663	21.352	19.560	<b>59.575</b>	0.696	6
29	111	Lenzokart	ITA	<b>Dragan Tomi</b>	ROU	Lenzo / Lke / Bridge	18.676	21.414	19.514	<b>59.604</b>	0.725	9
30	105	Maranello Kart	ITA	<b>Zanchetta Marco</b>	ITA	Maranello / Tm / Bridge	18.727	21.417	19.506	<b>59.650</b>	0.771	8
31	104	Birel Motorsport S.r.l.	ITA	<b>Midrta Jan</b>	CZE	Birel / Tm / Bridge	18.773	21.418	19.462	<b>59.653</b>	0.774	8
32	120	Pescador Jorge	ESP	<b>Pescador Jorge</b>	ESP	Tonykart / Vortex / Bridge	18.784	21.337	19.546	<b>59.667</b>	0.788	9
33	19	Gazzurelli Gianni	FRA	<b>Gazzurelli Gianni</b>	FRA	Fa Kart / Vortex / Bridge	18.771	21.389	19.545	<b>59.705</b>	0.826	9
34	6	Crg Holland	NLD	<b>Van Der Raad Sinan</b>	NLD	Crg / Modena / Bridge	19.029	21.422	19.506	<b>59.957</b>	1.078	8
35	21	Comer Top Kart	ITA	<b>Cesetti Sauro</b>	ITA	Top Kart / Tm / Bridge	19.041	21.419	19.502	<b>59.962</b>	1.083	8
36	141	Lenzokart	ITA	<b>Sierra Martin Jose Luis</b>	ESP	Lenzo / Lke / Bridge	18.888	21.536	19.567	<b>59.991</b>	1.112	8
37	12	Avg Racing	NLD	<b>Davies Dylan</b>	NLD	First / Tm / Bridge	19.040	21.482	19.599	<b>1:00.121</b>	1.242	4
38	146	Villanueva S. Competicio	ESP	<b>Villanueva Suarez Germ</b>	ESP	Crg / Tm / Bridge	18.866	21.615	19.704	<b>1:00.185</b>	1.306	8
39	115	Dtk Racing Team Poland	POL	<b>Idzkowski Bartosz</b>	POL	Crg / Maxter / Bridge	19.274	21.459	19.515	<b>1:00.248</b>	1.369	7
40	106	Praga Kart Racing	ITA	<b>Doubek Martin</b>	CZE	Praga / Parilla / Bridge	18.906	21.691	19.732	<b>1:00.329</b>	1.450	8
41	144	Maranello Kart	ITA	<b>Cobian Gonzales Javier</b>	ESP	Maranello / Tm / Bridge	18.904	21.833	19.645	<b>1:00.382</b>	1.503	9
42	107	Avg Racing	NLD	<b>Roy Maxime</b>	FRA	Birel / Tm / Bridge	18.649	22.064	19.809	<b>1:00.522</b>	1.643	4
43	143	Alvarez Jose Alberto	ESP	<b>Alvarez Alejandro</b>	ESP	Tony Kart / Lke / Bridge	19.145	21.720	19.919	<b>1:00.784</b>	1.905	6
44	142	Equipo Jamkart	ESP	<b>Gomez R.oriol Alvaro</b>	ESP	Crg / Tm / Bridge	19.397	21.699	19.743	<b>1:00.839</b>	1.960	8
45	145	Pescador Luis	ESP	<b>Prosperi Enrico</b>	ESP	Tony Kart / Vortex / Bridge	19.577	22.079	20.924	<b>1:02.580</b>	3.701	8

Start Time : 23/03/2013 - 09:10:08

Best Lap : No.2 Verstappen Max

58.879 103,94 Kph

Weather : Slightly cloudy Air : 6°C Track : Dry



**KZ1 - KZ2**

**WARM-UP 1**

**Document 6**

**Results**

Subject to scrutineering & sporting investigations

Rnk	No.	Entrant	Nat	Driver	Nat	Equipment	Sector 1	Sector 2	Sector 3	Time	Gap	Laps
46	23	Giambo Racing Kart	ITA	<b>Giambo Giambo</b>	ITA	Crg / Maxter / Bridge	20.599	23.913	21.158	<b>1:05.670</b>	6.791	7

**Not Classified**

109	M2 Racing Karts	ESP	<b>Gonzales Luis</b>	ESP	Crg / Modena / Bridge					<b>No Time</b>		
-----	-----------------	-----	----------------------	-----	-----------------------	--	--	--	--	----------------	--	--



### KZ1 - KZ2

### WARM-UP 1

### Best Sectors Analysis

For information purposes. No official / regulatory value

S1			S2			S3			Ideal Lap Times						
Rnk	No.	Time	Rnk	No.	Time	Rnk	No.	Time	Rnk	No.	Driver	Nat	Ideal Lap	Best Lap	Diff.
1	2	18.493	1	2	21.088	1	44	19.241	1	2	Verstappen Max	NLD	58.844	58.879	0.035
2	1	18.500	2	8	21.140	2	2	19.263	2	44	Abbasse Anthony	FRA	58.953	59.072	0.119
3	5	18.528	3	44	21.156	3	8	19.267	3	8	De Conto Paolo	ITA	58.961	59.001	0.040
4	7	18.538	4	22	21.176	4	49	19.277	4	4	Fore Davide	ITA	59.062	59.111	0.049
5	3	18.539	5	11	21.183	5	4	19.287	5	7	Federer Fabian	ITA	59.064	59.123	0.059
6	20	18.552	6	15	21.192	6	10	19.296	6	11	Kozlinski Arnaud	FRA	59.101	59.139	0.038
7	8	18.554	7	4	21.206	7	14	19.298	7	5	Thonon Jonathan	BEL	59.106	59.201	0.095
8	44	18.556	8	5	21.210	8	7	19.304	8	22	Dale Andrea	ITA	59.115	59.197	0.082
9	48	18.558	9	116	21.218	9	15	19.324	9	10	Hajek Patrik	CZE	59.126	59.163	0.037
10	50	18.559	10	7	21.222	10	51	19.325	10	15	Leclerc Charles	CHN	59.129	59.132	0.003
11	4	18.569	11	14	21.236	11	22	19.336	11	1	Pex Jorrit	NLD	59.162	59.162	
12	11	18.578	12	10	21.252	12	3	19.339	12	49	Camponeschi Flavio	ITA	59.170	59.262	0.092
12	10	18.578	13	1	21.253	13	11	19.340	13	3	Lennox Lamb Jordon	GBR	59.203	59.203	
14	9	18.594	14	9	21.255	14	48	19.341	14	51	Ardigo Marco	ITA	59.204	59.241	0.037
15	22	18.603	15	50	21.262	15	20	19.357	15	48	Torsellini Mirko	ITA	59.222	59.291	0.069
16	49	18.611	16	51	21.267	16	5	19.368	16	116	Kremers Marijn	NLD	59.225	59.225	
17	51	18.612	17	16	21.277	17	116	19.369	17	50	Dreezen Rick	BEL	59.226	59.226	
18	15	18.613	18	49	21.282	18	16	19.374	18	14	Hanley Benjamin	GBR	59.230	59.234	0.004
19	116	18.638	19	112	21.310	19	18	19.378	19	9	Toninelli Roberto	ITA	59.256	59.343	0.087
20	16	18.641	20	102	21.314	20	131	19.398	20	20	Iglesias Jeremy	FRA	59.262	59.424	0.162
21	107	18.649	21	48	21.323	21	50	19.405	21	16	Camplese Lorenzo	ITA	59.292	59.430	0.138
22	18	18.656	22	3	21.325	22	9	19.407	22	18	Kokko Henri	FIN	59.410	59.508	0.098
23	108	18.663	23	120	21.337	23	1	19.409	23	102	Johansson Joel	SWE	59.418	59.428	0.010
24	101	18.666	24	101	21.338	24	102	19.421	24	101	Juodvirsis Simas	LTU	59.445	59.509	0.064
25	111	18.676	25	108	21.352	25	107	19.422	25	131	Celenta Francesco	ITA	59.479	59.539	0.060
26	112	18.679	26	104	21.353	26	114	19.440	26	112	Negro Riccardo	ITA	59.485	59.501	0.016
27	102	18.683	26	20	21.353	27	101	19.441	27	108	Cunati Simone	ITA	59.502	59.575	0.073
28	120	18.684	28	18	21.376	28	105	19.449	28	114	Antonsen Emil	NOR	59.516	59.550	0.034
29	114	18.686	29	131	21.381	29	104	19.462	29	104	Midrla Jan	CZE	59.543	59.653	0.110
30	14	18.696	30	19	21.389	30	111	19.482	30	111	Dragan Tomi	ROU	59.558	59.604	0.046
31	131	18.700	31	114	21.390	31	108	19.487	31	120	Pescador Jorge	ESP	59.567	59.667	0.100
32	105	18.727	32	111	21.400	32	112	19.496	32	105	Zanchetta Marco	ITA	59.593	59.650	0.057
33	104	18.728	33	105	21.417	33	21	19.502	33	19	Gazzurelli Gianni	FRA	59.690	59.705	0.015
34	19	18.756	34	21	21.419	34	6	19.506	34	6	Van Der Raad Sinan	NLD	59.754	59.957	0.203
35	6	18.826	35	6	21.422	35	115	19.515	35	21	Cesetti Sauro	ITA	59.763	59.962	0.199
36	21	18.842	36	115	21.459	36	19	19.545	36	107	Roy Maxime	FRA	59.880	1:00.522	0.642
37	146	18.866	37	12	21.482	37	120	19.546	37	141	Sierra Martin Jose Luis	ESP	59.991	59.991	
38	141	18.888	38	141	21.536	38	141	19.567	38	144	Cobian Gonzales Javier	ESP	1:00.099	1:00.382	0.283
39	142	18.891	39	144	21.562	39	12	19.599	39	12	Davies Dylan	NLD	1:00.121	1:00.121	
40	144	18.904	40	146	21.590	40	144	19.633	40	146	Villanueva Suarez German	ESP	1:00.160	1:00.185	0.025
41	106	18.906	41	106	21.662	41	146	19.704	41	115	Idzkowski Bartosz	POL	1:00.248	1:00.248	
42	12	19.040	42	142	21.699	42	106	19.732	42	106	Doubek Martin	CZE	1:00.300	1:00.329	0.029
43	143	19.136	43	143	21.720	43	142	19.736	43	142	Gomez R.oriol Alvaro	ESP	1:00.326	1:00.839	0.513
44	115	19.274	44	107	21.809	44	143	19.806	44	143	Alvarez Alejandro	ESP	1:00.662	1:00.784	0.122
45	145	19.577	45	145	22.079	45	145	20.186	45	145	Prosperi Enrico	ESP	1:01.842	1:02.580	0.738
46	23	20.599	46	23	22.952	46	23	21.158	46	23	Giambo Giambo	ITA	1:04.709	1:05.670	0.961



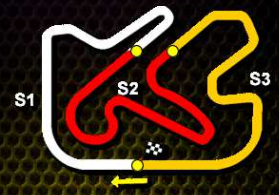


# KZ1 - KZ2

## WARM-UP 1 Analysis

For information purposes. No official / regulatory value

Laps	Sector 1	Sector 2	Sector 3	Lap Time	Laps	Sector 1	Sector 2	Sector 3	Lap Time	Laps	Sector 1	Sector 2	Sector 3	Lap Time
<b>No.1 Pex Jorrit</b>					<b>No.7 Federer Fabian</b>					<b>No.15 Leclerc Charles</b>				
1	21.923	23.971	21.117	1:07.011	1	22.124	24.198	21.670	1:07.992	2	19.037	21.697	19.482	1:00.216
2	20.863	23.115	20.243	1:04.221	2	20.938	23.073	19.815	1:03.826	3	18.696	21.357	19.368	59.421
3	20.368	22.083	19.585	1:02.036	3	19.536	21.931	19.653	1:01.120	4	18.700	21.236	19.298	59.234
4	19.285	22.003	19.525	1:00.813	4	18.577	21.242	19.304	59.123	<b>No.16 Complesse Lorenzo</b>				
5	18.620	21.489	19.605	59.714	5	19.416	21.461	19.403	1:00.280	1	23.562	24.571	22.055	1:10.188
6	18.599	21.299	19.523	59.421	6	18.538	21.355	19.390	59.283	2	21.261	22.715	20.475	1:04.451
7	18.500	21.253	19.409	59.162	7	18.582	21.222	19.349	59.153	3	19.792	21.898	19.854	1:01.544
<b>No.2 Verstappen Max</b>					<b>No.8 De Conto Paolo</b>					<b>No.18 Kokko Henri</b>				
1	20.052	22.073	19.812	1:01.937	1	22.831	24.863	22.269	1:09.963	1	23.286	24.907	22.288	1:10.481
2	3:28.180	23.667	23.707	4:15.554	2	21.757	23.353	20.829	1:05.939	2	23.843	24.020	22.027	1:09.890
3	18.842	21.333	19.588	59.763	3	2:48.379	24.723	24.075	3:37.177	3	20.276	23.367	19.849	1:03.492
4	18.586	21.230	19.273	59.089	4	19.055	21.490	19.369	59.914	4	18.897	21.651	19.586	1:00.134
5	18.493	21.165	19.263	58.921	5	18.554	21.180	19.267	59.001	5	18.712	21.316	19.479	59.507
6	18.511	21.088	19.280	58.879	6	18.598	21.140	19.286	59.024	6	18.748	21.383	19.645	59.776
<b>No.3 Lennox Lamb Jordon</b>					<b>No.9 Toninelli Roberto</b>					<b>No.19 Gazzurelli Gianni</b>				
1	22.711	23.091	19.943	1:05.745	1	26.671	24.936	20.039	1:11.646	1	22.848	23.094	20.201	1:06.143
2	18.784	21.754	19.607	1:00.145	2	19.695	21.814	19.591	1:01.100	2	19.318	21.886	19.801	1:01.005
3	4:09.850	21.539	19.417	4:50.806	3	18.638	21.393	19.407	59.438	3	19.065	21.921	19.754	1:00.740
4	18.539	21.325	19.339	59.203	4	18.883	21.653	19.650	1:00.186	4	18.926	21.608	19.710	1:00.244
<b>No.4 Fore Davide</b>					<b>No.10 Hajek Patrik</b>					<b>No.20 Iglesias Jeremy</b>				
1	23.701	24.213	20.074	1:07.988	1	26.371	25.785	21.542	1:13.698	1	23.089	24.477	21.218	1:08.784
2	18.950	21.577	19.572	1:00.099	2	19.826	22.346	20.162	1:02.334	2	21.217	22.658	19.839	1:03.714
3	18.811	21.393	20.598	1:00.802	3	19.165	22.277	19.684	1:01.126	3	18.867	21.618	19.576	1:00.061
4	18.569	21.249	19.370	59.188	4	18.711	21.391	19.424	59.526	4	18.665	21.402	19.357	59.424
5	19.086	21.288	19.287	59.661	5	18.591	21.341	19.296	59.228					
6	18.571	21.206	19.334	59.111	6	20.980	22.185	19.506	1:02.671					
<b>No.5 Thonon Jonathan</b>					<b>No.11 Kozlinski Arnaud</b>									
1	21.433	22.919	20.233	1:04.585	1	21.958	24.108	21.302	1:07.368					
2	19.630	21.597	19.730	1:00.957	2	4:01.530	24.601	20.369	4:46.500					
3	18.801	21.353	19.490	59.644	3	19.642	21.650	19.441	1:00.733					
4	3:06.288	21.417	19.368	3:47.073	4	18.800	21.244	19.340	59.384					
5	18.528	21.254	19.436	59.218	5	18.578	21.183	19.378	59.139					
6	18.552	21.210	19.439	59.201	<b>No.12 Davies Dylan</b>									
<b>No.6 Van Der Raad Sinan</b>					<b>No.14 Hanley Benjamin</b>									
1	24.023	26.534	22.372	1:12.929	1	21.866	23.850	23.274	1:08.990					
2	21.820	23.503	21.016	1:06.339										
3	20.376	22.572	20.378	1:03.326										
4	19.998	21.826	19.729	1:01.553										
5	19.188	21.654	19.607	1:00.449										
6	18.921	21.507	19.574	1:00.002										
7	19.029	21.422	19.506	59.957										
8	18.826	21.927	19.543	1:00.296										



### KZ1 - KZ2

### WARM-UP 1 Analysis

For information purposes. No official / regulatory value

Laps	Sector 1	Sector 2	Sector 3	Lap Time
5	19.101	21.539	19.563	1:00.203
6	<b>18.552</b>	<b>21.353</b>	19.573	59.478
7	18.876	21.416	19.364	59.656

No.21 Cesetti Sauro				
Laps	Sector 1	Sector 2	Sector 3	Lap Time
1	<b>23.247</b>	<b>25.078</b>	<b>22.987</b>	<b>1:11.312</b>
2	<b>22.304</b>	<b>24.215</b>	<b>22.269</b>	<b>1:08.788</b>
3	<b>21.778</b>	25.531	<b>21.015</b>	<b>1:08.324</b>
4	<b>21.009</b>	<b>22.285</b>	<b>19.733</b>	<b>1:03.027</b>
5	<b>18.986</b>	<b>21.576</b>	<b>19.711</b>	<b>1:00.273</b>
6	<b>18.859</b>	<b>21.547</b>	<b>19.576</b>	<b>59.982</b>
7	<b>18.842</b>	<b>21.463</b>	19.682	59.987
8	19.041	<b>21.419</b>	<b>19.502</b>	<b>59.962</b>

No.22 Dale Andrea				
Laps	Sector 1	Sector 2	Sector 3	Lap Time
1	<b>21.646</b>	<b>23.259</b>	<b>21.053</b>	<b>1:05.958</b>
2	<b>20.371</b>	<b>21.600</b>	<b>19.575</b>	<b>1:01.546</b>
3	<b>18.807</b>	21.637	19.607	<b>1:00.051</b>
4	<b>18.626</b>	<b>21.236</b>	<b>19.472</b>	<b>59.334</b>
5	<b>18.603</b>	21.419	19.511	59.533
6	18.673	21.317	<b>19.453</b>	59.443
7	18.683	21.349	19.819	59.851
8	18.607	<b>21.176</b>	<b>19.414</b>	<b>59.197</b>
9	18.680	21.266	<b>19.336</b>	59.282

No.23 Giambo Giambo				
Laps	Sector 1	Sector 2	Sector 3	Lap Time
1	<b>23.648</b>	<b>26.204</b>	<b>23.716</b>	<b>1:13.568</b>
2	<b>21.951</b>	<b>24.460</b>	<b>22.535</b>	<b>1:08.946</b>
3	<b>21.091</b>	<b>23.793</b>	<b>21.719</b>	<b>1:06.603</b>
4	21.190	<b>23.526</b>	21.835	<b>1:06.551</b>
5	21.160	23.654	22.018	1:06.832
6	21.496	<b>22.952</b>	23.017	1:07.465
7	<b>20.599</b>	23.913	<b>21.158</b>	<b>1:05.670</b>

No.44 Abbasse Anthony				
Laps	Sector 1	Sector 2	Sector 3	Lap Time
1	<b>21.639</b>	<b>23.883</b>	<b>19.891</b>	<b>1:05.413</b>
2	<b>18.636</b>	<b>21.306</b>	<b>19.241</b>	<b>59.183</b>
3	18.681	<b>21.246</b>	19.285	59.212
4	<b>18.556</b>	<b>21.156</b>	19.360	<b>59.072</b>

No.48 Torsellini Mirko				
Laps	Sector 1	Sector 2	Sector 3	Lap Time
1	<b>22.146</b>	<b>24.244</b>	<b>21.007</b>	<b>1:07.397</b>
2	<b>20.809</b>	<b>22.825</b>	<b>20.020</b>	<b>1:03.654</b>
3	<b>19.839</b>	<b>22.234</b>	<b>19.609</b>	<b>1:01.682</b>
4	<b>18.962</b>	<b>21.545</b>	<b>19.445</b>	<b>59.952</b>
5	<b>18.727</b>	<b>21.390</b>	<b>19.341</b>	<b>59.458</b>
6	18.741	<b>21.361</b>	19.365	59.467
7	<b>18.706</b>	<b>21.323</b>	20.022	1:00.051
8	<b>18.558</b>	21.352	19.381	<b>59.291</b>

No.49 Camponeschi Flavio				
Laps	Sector 1	Sector 2	Sector 3	Lap Time
1	<b>21.657</b>	<b>22.716</b>	<b>21.413</b>	<b>1:05.786</b>
2	<b>20.279</b>	<b>22.065</b>	<b>19.835</b>	<b>1:02.179</b>
3	<b>18.908</b>	<b>21.797</b>	<b>19.575</b>	<b>1:00.280</b>
4	20.587	22.818	19.961	1:03.366
5	19.786	<b>21.365</b>	<b>19.454</b>	1:00.605
6	<b>18.611</b>	<b>21.307</b>	<b>19.367</b>	<b>59.285</b>
7	18.802	21.405	<b>19.361</b>	59.568
8	18.703	<b>21.282</b>	<b>19.277</b>	<b>59.262</b>

No.50 Dreezen Rick				
Laps	Sector 1	Sector 2	Sector 3	Lap Time
1	<b>22.162</b>	<b>24.288</b>	<b>21.021</b>	<b>1:07.471</b>
2	<b>20.830</b>	<b>22.813</b>	<b>20.039</b>	<b>1:03.682</b>
3	<b>19.862</b>	<b>22.249</b>	<b>19.642</b>	<b>1:01.753</b>
4	<b>18.899</b>	<b>21.411</b>	<b>19.531</b>	<b>59.841</b>
5	<b>18.643</b>	<b>21.323</b>	<b>19.446</b>	<b>59.412</b>
6	18.657	21.357	19.447	59.461
7	18.761	<b>21.275</b>	19.792	59.828
8	<b>18.559</b>	<b>21.262</b>	<b>19.405</b>	<b>59.226</b>

No.51 Ardigo Marco				
Laps	Sector 1	Sector 2	Sector 3	Lap Time
1	<b>22.093</b>	<b>24.073</b>	<b>20.972</b>	<b>1:07.138</b>
2	<b>20.864</b>	<b>22.479</b>	<b>19.889</b>	<b>1:03.232</b>
3	<b>19.712</b>	<b>22.015</b>	19.903	<b>1:01.630</b>
4	<b>18.907</b>	<b>21.459</b>	<b>19.369</b>	<b>59.735</b>
5	<b>18.715</b>	<b>21.317</b>	19.384	<b>59.416</b>
6	<b>18.612</b>	<b>21.296</b>	19.384	<b>59.292</b>
7	18.755	<b>21.288</b>	19.812	59.855
8	18.649	<b>21.267</b>	<b>19.325</b>	<b>59.241</b>

No.101 Juodvirsis Simas				
Laps	Sector 1	Sector 2	Sector 3	Lap Time
1	<b>21.981</b>	<b>23.083</b>	<b>20.417</b>	<b>1:05.481</b>
2	<b>20.671</b>	<b>22.041</b>	<b>19.664</b>	<b>1:02.376</b>
3	<b>19.035</b>	<b>21.654</b>	<b>19.509</b>	<b>1:00.198</b>
4	<b>19.010</b>	<b>21.477</b>	19.687	<b>1:00.174</b>
5	<b>18.778</b>	21.504	19.564	<b>59.846</b>
6	18.779	22.411	19.592	1:00.782
7	<b>18.682</b>	<b>21.413</b>	19.534	<b>59.629</b>
8	<b>18.666</b>	<b>21.371</b>	<b>19.472</b>	<b>59.509</b>
9	19.046	<b>21.338</b>	<b>19.441</b>	59.825

No.102 Johansson Joel				
Laps	Sector 1	Sector 2	Sector 3	Lap Time
1	<b>21.962</b>	<b>23.172</b>	<b>20.745</b>	<b>1:05.879</b>
2	<b>20.157</b>	<b>22.248</b>	<b>19.629</b>	<b>1:02.034</b>
3	<b>19.440</b>	<b>21.566</b>	<b>19.478</b>	<b>1:00.484</b>
4	<b>18.836</b>	1:13.018	20.281	1:52.135
5	18.949	<b>21.460</b>	<b>19.430</b>	<b>59.839</b>
6	<b>18.716</b>	<b>21.349</b>	<b>19.421</b>	<b>59.486</b>
7	18.753	<b>21.344</b>	19.455	59.552
8	<b>18.683</b>	<b>21.314</b>	19.431	<b>59.428</b>

No.104 Midrila Jan				
Laps	Sector 1	Sector 2	Sector 3	Lap Time
1	<b>24.358</b>	<b>26.006</b>	<b>22.896</b>	<b>1:13.260</b>
2	<b>22.103</b>	<b>24.456</b>	<b>21.915</b>	<b>1:08.474</b>
3	<b>21.853</b>	<b>23.170</b>	<b>20.299</b>	<b>1:05.322</b>
4	<b>19.332</b>	<b>22.154</b>	<b>19.933</b>	<b>1:01.419</b>
5	<b>18.920</b>	<b>21.522</b>	<b>19.520</b>	<b>59.962</b>
6	<b>18.728</b>	<b>21.454</b>	<b>19.472</b>	<b>59.654</b>
7	18.773	<b>21.418</b>	<b>19.462</b>	<b>59.653</b>
8	18.759	<b>21.353</b>	19.690	59.802

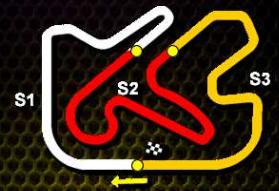
No.105 Zanchetta Marco				
Laps	Sector 1	Sector 2	Sector 3	Lap Time
1	<b>21.663</b>	<b>23.783</b>	<b>21.053</b>	<b>1:06.499</b>
2	<b>20.189</b>	<b>22.354</b>	<b>19.749</b>	<b>1:02.292</b>
3	20.462	27.085	19.804	1:07.351
4	<b>18.933</b>	<b>21.648</b>	<b>19.611</b>	<b>1:00.192</b>
5	<b>18.844</b>	<b>21.491</b>	<b>19.449</b>	<b>59.784</b>
6	<b>18.791</b>	21.514	19.458	<b>59.763</b>
7	<b>18.727</b>	<b>21.417</b>	19.506	<b>59.650</b>
8	18.756	21.489	19.460	59.705

No.106 Doubek Martin				
Laps	Sector 1	Sector 2	Sector 3	Lap Time
1	<b>22.878</b>	<b>24.131</b>	<b>21.796</b>	<b>1:08.805</b>
2	<b>21.248</b>	<b>23.352</b>	<b>21.288</b>	<b>1:05.888</b>
3	21.388	<b>22.674</b>	<b>20.048</b>	<b>1:04.110</b>
4	<b>19.113</b>	<b>21.794</b>	<b>19.763</b>	<b>1:00.670</b>
5	<b>18.910</b>	<b>21.717</b>	<b>19.754</b>	<b>1:00.381</b>
6	19.081	<b>21.668</b>	19.763	1:00.512
7	<b>18.906</b>	21.691	<b>19.732</b>	<b>1:00.329</b>
8	19.286	<b>21.662</b>	19.785	1:00.733

No.107 Roy Maxime				
Laps	Sector 1	Sector 2	Sector 3	Lap Time
1	<b>22.478</b>	<b>25.334</b>	<b>22.142</b>	<b>1:09.954</b>
2	4:25.996	<b>24.277</b>	<b>21.695</b>	5:11.968
3	<b>19.934</b>	<b>21.809</b>	<b>19.422</b>	<b>1:01.165</b>
4	<b>18.649</b>	22.064	19.809	<b>1:00.522</b>

No.108 Cunati Simone				
Laps	Sector 1	Sector 2	Sector 3	Lap Time
1	<b>22.530</b>	<b>23.622</b>	<b>21.704</b>	<b>1:07.856</b>
2	<b>20.801</b>	<b>22.018</b>	<b>19.856</b>	<b>1:02.675</b>
3	<b>19.022</b>	<b>21.579</b>	<b>19.657</b>	<b>1:00.258</b>
4	2:36.568	23.119	<b>19.615</b>	3:19.302
5	<b>18.878</b>	<b>21.371</b>	<b>19.487</b>	<b>59.736</b>
6	<b>18.663</b>	<b>21.352</b>	19.560	<b>59.575</b>

No.111 Dragan Tomi				
Laps	Sector 1	Sector 2	Sector 3	Lap Time
1	<b>22.217</b>	<b>23.431</b>	<b>20.766</b>	<b>1:06.414</b>
2	<b>20.474</b>	<b>22.596</b>	<b>19.991</b>	<b>1:03.061</b>
3	<b>19.085</b>	<b>21.533</b>	<b>19.683</b>	<b>1:00.301</b>
4	19.224	21.627	<b>19.654</b>	1:00.505
5	<b>18.750</b>	<b>21.466</b>	<b>19.647</b>	<b>59.863</b>



### KZ1 - KZ2

### WARM-UP 1 Analysis

For information purposes. No official / regulatory value

Laps	Sector 1	Sector 2	Sector 3	Lap Time
6	18.722	21.479	19.661	59.862
7	18.711	<b>21.400</b>	19.513	59.624
8	<b>18.676</b>	21.414	19.514	<b>59.604</b>
9	18.750	21.439	<b>19.482</b>	59.671

#### No.112 Negro Riccardo

Laps	Sector 1	Sector 2	Sector 3	Lap Time
1	22.741	25.050	23.292	1:11.083
2	21.509	23.385	20.891	1:05.785
3	20.664	22.718	20.714	1:04.096
4	20.781	22.463	19.748	1:02.992
5	19.110	21.483	19.546	1:00.139
6	18.788	21.311	19.542	59.641
7	<b>18.679</b>	21.326	<b>19.496</b>	<b>59.501</b>
8	18.690	<b>21.310</b>	19.990	59.990

#### No.114 Antonsen Emil

Laps	Sector 1	Sector 2	Sector 3	Lap Time
1	22.219	24.975	22.281	1:09.475
2	21.228	23.159	20.753	1:05.140
3	20.335	22.938	20.696	1:03.969
4	19.223	21.621	19.901	1:00.745
5	18.772	21.658	19.531	59.961
6	<b>18.686</b>	<b>21.390</b>	19.474	<b>59.550</b>
7	18.782	21.462	<b>19.440</b>	59.684
8	18.769	21.824	19.692	1:00.285

#### No.115 Idzkowski Bartosz

Laps	Sector 1	Sector 2	Sector 3	Lap Time
1	22.962	25.823	22.696	1:11.481
2	21.809	23.733	24.509	1:10.051
3	20.695	23.838	22.379	1:06.912
4	20.300	23.508	21.368	1:05.176
5	20.325	26.128	24.971	1:11.424
6	21.381	22.693	19.759	1:03.833
7	<b>19.274</b>	<b>21.459</b>	<b>19.515</b>	<b>1:00.248</b>

#### No.116 Kremers Marijn

Laps	Sector 1	Sector 2	Sector 3	Lap Time
1	19.474	21.669	19.539	1:00.682
2	18.857	21.358	19.427	59.642
3	18.766	21.910	19.533	1:00.209
4	<b>18.638</b>	<b>21.218</b>	<b>19.369</b>	<b>59.225</b>

#### No.120 Pescador Jorge

Laps	Sector 1	Sector 2	Sector 3	Lap Time
1	21.981	22.593	20.182	1:04.756
2	19.835	21.737	19.630	1:01.202
3	18.890	21.370	19.577	59.837
4	18.784	<b>21.337</b>	<b>19.546</b>	<b>59.667</b>
5	<b>18.684</b>	21.432	19.719	59.835
6	18.856	21.345	19.589	59.790
7	18.723	21.387	19.619	59.729
8	18.743	21.624	19.638	1:00.005
9	18.734	21.416	19.617	59.767

Laps	Sector 1	Sector 2	Sector 3	Lap Time
<b>No.131 Celenta Francesco</b>				
1	21.585	23.150	20.615	1:05.350
2	20.130	22.969	20.136	1:03.235
3	3:53.561	23.618	19.979	4:37.158
4	19.095	21.564	<b>19.398</b>	<b>1:00.057</b>
5	<b>18.700</b>	<b>21.381</b>	19.458	<b>59.539</b>

#### No.141 Sierra Martin Jose Luis

Laps	Sector 1	Sector 2	Sector 3	Lap Time
1	20.254	22.540	20.263	1:03.057
2	19.594	21.937	19.891	1:01.422
3	19.099	21.821	19.696	1:00.616
4	19.213	21.839	20.372	1:01.424
5	19.016	21.662	19.805	1:00.483
6	19.122	21.630	19.705	1:00.457
7	19.111	21.610	19.586	1:00.307
8	<b>18.888</b>	<b>21.536</b>	<b>19.567</b>	<b>59.991</b>

#### No.142 Gomez R.oriol Alvaro

Laps	Sector 1	Sector 2	Sector 3	Lap Time
1	24.933	27.519	24.009	1:16.461
2	23.483	26.768	22.534	1:12.785
3	22.509	24.161	22.011	1:08.681
4	21.312	23.998	21.998	1:07.308
5	21.369	23.717	21.876	1:06.962
6	26.494	22.833	20.031	1:09.358
7	19.397	<b>21.699</b>	19.743	<b>1:00.839</b>
8	<b>18.891</b>	22.217	<b>19.736</b>	1:00.844

#### No.143 Alvarez Alejandro

Laps	Sector 1	Sector 2	Sector 3	Lap Time
1	23.040	25.062	22.165	1:10.267
2	21.431	22.858	20.660	1:04.949
3	22.140	22.394	20.305	1:04.839
4	19.353	22.257	20.776	1:02.386
5	19.145	<b>21.720</b>	19.919	<b>1:00.784</b>
6	<b>19.136</b>	21.910	<b>19.806</b>	1:00.852

#### No.144 Cobian Gonzales Javier

Laps	Sector 1	Sector 2	Sector 3	Lap Time
1	21.002	22.981	20.925	1:04.908
2	20.464	22.639	20.276	1:03.379
3	20.034	22.642	21.185	1:03.861
4	19.321	21.896	19.929	1:01.146
5	19.028	21.778	20.065	1:00.871
6	18.976	21.624	20.508	1:01.108
7	19.592	21.605	19.634	1:00.831
8	<b>18.904</b>	21.833	19.645	<b>1:00.382</b>
9	19.262	<b>21.562</b>	<b>19.633</b>	1:00.457

#### No.145 Prosperi Enrico

Laps	Sector 1	Sector 2	Sector 3	Lap Time
1	23.759	28.729	22.949	1:15.437
2	21.951	23.391	21.296	1:06.638
3	22.250	23.994	21.059	1:07.303

Laps	Sector 1	Sector 2	Sector 3	Lap Time
4	20.331	22.496	20.909	1:03.736
5	19.757	22.331	20.651	1:02.739
6	20.193	22.801	<b>20.186</b>	1:03.180
7	<b>19.577</b>	<b>22.079</b>	20.924	<b>1:02.580</b>
8	19.708	23.301	21.998	1:05.007

#### No.146 Villanueva Suarez German

Laps	Sector 1	Sector 2	Sector 3	Lap Time
1	22.167	23.475	21.464	1:07.106
2	19.861	21.903	19.835	1:01.599
3	19.652	21.777	19.769	1:01.198
4	18.916	21.658	19.723	1:00.297
5	18.981	21.848	19.760	1:00.589
6	<b>18.866</b>	<b>21.615</b>	<b>19.704</b>	<b>1:00.185</b>
7	18.897	<b>21.590</b>	19.821	1:00.308
8	19.138	21.680	19.805	1:00.623