

KZ1

Qualifying Heats 2D (QH2D)

Document 19

Results

Subject to scrutineering & sporting investigations

Rnk	No.	Entrant	Nat	Driver	Nat	Equipment	Laps	Gap	Interv.	Best Lap	Points
1	14	Art Grand Prix Srl	ITA	Hanley Benjamin	GBR	Art Gp / Tm / Bridge	9			59.273	0
2	3	Crg Spa	ITA	Lennox Lamb Jordon	GBR	Crg / Parilla / Bridge	9	0.317	0.317	59.133	2
3	2	Crg Spa	ITA	Verstappen Max	NLD	Crg / Tm / Bridge	9	0.825	0.508	59.322	3
4	1	Crg Holland	NLD	Pex Jorrit	NLD	Crg / Tm / Bridge	9	0.919	0.094	59.329	4
5	11	Avg Racing	NLD	Kozlinski Arnaud	FER	Birel / Tm / Bridge	9	2.396	1.477	59.401	5
6	9	Birel Motorsport S.r.l.	ITA	Toninelli Roberto	ITA	Birel / Tm / Bridge	9	2.560	0.164	59.374	6
7	20	Lenzokart	ITA	Iglesias Jeremy	FER	Lenzo / Lke / Bridge	9	3.310	0.750	59.407	7
8	51	Tony Kart Racing Team	ITA	Ardigo Marco	ITA	Tony Kart / Vortex / Bridge	9	3.336	0.026	59.342	8
9	15	Art Grand Prix Srl	ITA	Leclerc Charles	MCO	Art Gp / Tm / Bridge	9	3.623	0.287	59.344	9
10	50	Tony Kart Racing Team	ITA	Dreezen Rick	BEL	Tony Kart / Vortex / Bridge	9	4.907	1.284	59.630	10
11	4	Crg Spa	ITA	Fore Davide	ITA	Crg / Maxter / Bridge	9	5.076	0.169	59.569	11
12	48	Tony Kart Racing Team	ITA	Torsellini Mirko	ITA	Tony Kart / Vortex / Bridge	9	5.275	0.199	59.576	12
13	16	Galiffa Gianfranco	ITA	Complese Lorenzo	ITA	Crg / Tm / Bridge	9	5.548	0.273	59.442	13
14	49	Tony Kart Racing Team	ITA	Camponeschi Flavio	ITA	Tony Kart / Vortex / Bridge	9	6.519	0.971	59.647	14
15	10	Praga Kart Racing	ITA	Hajek Patrik	CZE	Praga / Parilla / Bridge	9	6.746	0.227	59.424	15
16	44	Sodi Racing Team	FER	Abbase Anthony	FER	Sodi / Tm / Bridge	9	6.804	0.058	59.417	16
17	18	Ward Racing	SWE	Kokko Henri	FIN	Tony Kart / Vortex / Bridge	9	7.259	0.455	59.459	17
18	12	Avg Racing	NLD	Davies Dylan	NLD	First / Tm / Bridge	9	7.605	0.346	59.730	18
19	6	Crg Holland	NLD	Van Der Raad Sinan	NLD	Crg / Modena / Bridge	9	9.087	1.482	59.656	19
20	19	Gazzurelli Gianni	FER	Gazzurelli Gianni	FER	Fa Kart / Vortex / Bridge	9	10.628	1.541	59.858	20
21	22	Dale Andrea	ITA	Dale Andrea	ITA	Crg / Modena / Bridge	9	11.542	0.914	59.352	21
22	23	Giambo Racing Kart	ITA	Giambo	ITA	Crg / Maxter / Bridge	9	45.050	33.508	1:03.891	22
23	21	Comer Top Kart	ITA	Cesetti Sauro	ITA	Top Kart / Tm / Bridge	7	2 Laps	2 Laps	59.977	23
24	5	Crg Spa	ITA	Thonon Jonathan	BEL	Crg / Maxter / Bridge	0	9 Laps	7 Laps		24
25	8	Birel Motorsport S.r.l.	ITA	De Conto Paolo	ITA	Birel / Tm / Bridge	0	9 Laps			25

Not Classified

	7	Crg Spa	ITA	Federer Fabian	ITA	Crg / Modena / Bridge		DNS			27
--	---	---------	-----	-----------------------	-----	-----------------------	--	------------	--	--	-----------

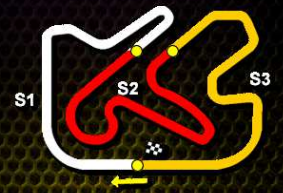
Leaders : No.14 Hanley Benjamin (1-9)

Start Time : 24/03/2013 - 13:14:11

Best Lap : No.3 Lennox Lamb Jordon 59.133 103,49 Kph

Weather : Sunny Air : 15°C Track : Dry

Event Record : No.5 Thonon Jonathan 58.881 103,93 Kph



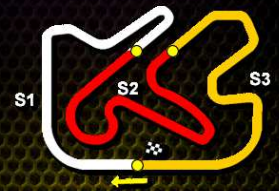
KZ1

Qualifying Heats 2D (QH2D)

Lap Chart

For information purposes. No official / regulatory value

	1	2	3	4	5	6	7	8	9	10	11	12	13	14	15	16	17	18	19	20	21	22	23	24	25	26
Grid	2	3	14	5	8	1	10	11	44	20	50	4	49	9	48	15	51	16	22	18	7	21	12	6	23	19
Start	3	2	X	14	X	1	11	10	44	50	20	9	4	49	15	48	51	16	22	18	12	21	6	19	23	
Lap 1 Interval	14	11 0.2	2 0.2	1 0.1	50 0.3	3 0.0	9 0.6	15 0.2	20 0.2	48 0.3	49 0.2	21 0.4	4 0.0	51 0.1	12 0.2	22 0.1	18 0.1	16 0.1	10 0.4	6 0.2	44 0.0	19 0.2	23 1.9			
Lap 2	14	2 0.3	11 0.2	1 0.0	3 0.2	50 0.6	9 0.0	15 0.2	20 0.2	48 0.4	49 0.2	51 0.5	4 0.4	12 0.4	16 0.4	10 0.6	44 0.4	18 0.1	21 0.3	6 0.0	19 0.0	22 5.1	23 0.1			
Lap 3	14	2 0.3	1 0.3	3 0.2	11 0.2	9 0.3	50 0.6	20 0.1	15 0.0	48 0.1	49 0.2	51 0.1	4 0.6	12 0.7	16 0.1	10 0.6	44 0.6	18 0.2	6 0.8	19 0.2	21 0.4	22 3.6	23 4.8			
Lap 4	14	2 0.2	1 0.2	3 0.1	11 0.5	9 0.3	20 1.0	15 0.3	50 0.1	51 0.0	48 0.1	49 0.1	4 0.1	16 0.9	12 0.3	10 0.2	44 0.6	18 0.3	6 1.0	19 0.3	21 0.6	22 3.0	23 9.4			
Lap 5	14	2 0.3	3 0.1	1 0.2	11 0.6	9 0.1	20 1.0	15 0.3	51 0.1	50 0.3	48 0.2	4 0.1	49 0.2	16 0.5	10 0.5	12 0.2	44 0.3	18 0.2	6 1.2	19 0.5	21 0.7	22 2.3	23 14.0			
Lap 6	14	3 0.2	2 0.3	1 0.1	11 0.6	9 0.1	20 1.0	15 0.3	51 0.1	50 0.6	4 0.4	48 0.2	49 0.2	16 0.1	10 0.4	12 0.5	44 0.0	18 0.3	6 1.4	19 0.8	21 0.8	22 1.7	23 18.7			
Lap 7	14	3 0.2	2 0.4	1 0.1	11 0.7	9 0.1	20 1.0	51 0.3	15 0.2	50 0.6	4 0.3	48 0.2	49 0.2	16 0.1	10 0.3	44 0.6	12 0.3	18 0.2	6 1.6	19 0.8	X 1.6	22 0.5	23 23.8			
Lap 8	14	3 0.1	2 0.5	1 0.1	11 0.8	9 0.1	20 1.0	51 0.2	15 0.3	50 0.9	4 0.2	48 0.2	16 0.4	49 0.5	10 0.1	44 0.1	18 0.7	12 0.2	6 1.5	19 1.2	22 1.5	23 28.7				
Lap 9	14	3 0.3	2 0.5	1 0.0	11 1.4	9 0.1	20 0.7	51 0.0	15 0.2	50 1.2	4 0.1	48 0.1	16 0.2	49 0.9	10 0.2	44 0.0	18 0.4	12 0.3	6 1.4	19 1.5	22 0.9	23 33.5				



KZ1

Qualifying Heats 2D (QH2D)

Lap Time Analysis

For information purposes. No official / regulatory value

Laps	Sector 1	Sector 2	Sector 3	Lap Time	Laps	Sector 1	Sector 2	Sector 3	Lap Time	Laps	Sector 1	Sector 2	Sector 3	Lap Time
No.1 Pex Jorrit					No.9 Toninelli Roberto					No.14 Hanley Benjamin				
1	21.479	21.998	19.487	1:02.964	6	18.715	21.467	19.474	59.656	1	21.075	21.784	19.704	1:02.563
2	18.825	21.762	19.313	59.900	7	18.733	21.574	19.566	59.873	2	18.846	21.549	19.487	59.882
3	18.826	21.468	19.355	59.649	8	18.816	21.454	19.451	59.721	3	18.813	21.469	19.434	59.716
4	18.634	21.403	19.382	59.419	9	18.803	21.455	19.431	59.689	4	18.701	21.449	19.442	59.592
5	18.852	21.419	19.307	59.578	1	21.970	21.758	19.592	1:03.320	5	18.692	21.324	19.356	59.372
6	18.629	21.407	19.365	59.401	2	18.847	21.537	19.306	59.690	6	18.608	21.309	19.375	59.292
7	18.654	21.404	19.271	59.329	3	18.921	21.526	19.303	59.750	7	18.664	21.317	19.308	59.289
8	18.651	21.387	19.325	59.363	4	18.790	21.388	19.305	59.483	8	18.625	21.313	19.335	59.273
9	18.682	21.382	19.297	59.361	5	18.663	21.338	19.373	59.374	9	18.709	21.277	19.351	59.337
No.2 Verstappen Max					No.10 Hajek Patrik					No.15 Leclerc Charles				
1	21.752	21.839	19.612	1:11.406	1	24.560	22.494	19.740	1:06.794	1	21.898	21.869	19.581	1:03.348
2	18.785	21.522	19.382	59.689	2	19.215	21.747	19.463	1:00.425	2	18.834	21.506	19.404	59.744
3	18.721	21.507	19.457	59.685	3	18.730	21.440	19.441	59.611	3	19.130	21.489	19.744	1:00.363
4	18.659	21.445	19.428	59.532	4	18.706	21.407	19.394	59.507	4	18.897	21.558	19.448	59.903
5	18.644	21.390	19.419	59.453	5	18.738	21.347	19.385	59.470	5	18.690	21.332	19.408	59.430
6	18.715	21.453	19.444	59.612	6	18.661	21.322	19.441	59.424	6	18.649	21.328	19.433	59.410
7	18.579	21.370	19.373	59.322	7	18.660	21.378	19.405	59.443	7	18.907	21.485	19.403	59.795
8	18.590	21.423	19.332	59.345	8	18.791	21.691	19.460	59.942	8	18.657	21.351	19.417	59.425
9	18.621	21.391	19.399	59.411	9	19.059	21.437	19.535	1:00.031	9	18.674	21.290	19.380	59.344
No.3 Lennox Lamb Jordon					No.11 Kozlinski Arnaud					No.16 Compelese Lorenzo				
1	51.678	21.577	19.387	1:32.642	1	21.007	21.801	19.651	1:02.459	1	22.596	22.849	19.883	1:05.328
2	18.786	21.516	19.421	59.723	2	19.112	21.724	19.414	1:00.250	2	19.427	21.447	19.429	1:00.303
3	18.859	21.607	19.271	59.737	3	19.020	21.849	19.396	1:00.265	3	18.780	21.437	19.332	59.549
4	18.638	21.373	19.290	59.301	4	18.739	21.431	19.386	59.556	4	18.892	21.350	19.388	59.630
5	18.613	21.312	19.252	59.177	5	18.691	21.412	19.400	59.503	5	18.704	21.379	19.359	59.442
6	18.547	21.265	19.321	59.133	6	18.684	21.401	19.360	59.445	6	18.695	21.419	19.405	59.519
7	18.662	21.295	19.314	59.271	7	18.701	21.340	19.416	59.457	7	18.888	21.443	19.275	59.606
8	18.566	21.305	19.302	59.173	8	18.645	21.377	19.379	59.401	8	18.845	21.395	19.389	59.629
9	18.723	21.372	19.405	59.500	9	18.775	21.794	19.440	1:00.009	9	18.709	21.389	19.358	59.456
No.4 Fore Davide					No.12 Davies Dylan					No.18 Kokko Henri				
1	22.454	22.537	19.769	1:04.760	1	22.035	22.756	19.781	1:04.572	1	22.398	23.041	19.563	1:05.002
2	19.272	21.557	19.467	1:00.296	2	19.201	21.639	19.525	1:00.365	2	20.173	21.833	19.603	1:01.609
3	18.808	21.403	19.380	59.591	3	18.932	21.468	19.448	59.848	3	19.094	21.443	19.383	59.920
4	18.800	21.366	19.403	59.569	4	19.167	21.500	19.423	1:00.090	4	18.726	21.430	19.413	59.569
5	18.834	21.406	19.363	59.603	5	19.003	21.545	19.406	59.954	5	18.765	21.392	19.325	59.482
6	18.826	21.412	19.422	59.660	6	18.811	21.433	19.486	59.730	6	18.753	21.387	19.319	59.459
7	18.865	21.403	19.364	59.632	7	19.037	21.449	19.361	59.847	7	18.797	21.458	19.423	59.678
8	18.766	21.371	19.449	59.586	8	19.141	21.546	19.386	1:00.073	8	18.853	21.404	19.351	59.608
9	18.747	21.445	19.425	59.617	9	18.907	21.443	19.416	59.766	9	18.940	21.409	19.308	59.657
No.6 Van Der Raad Sinan					No.19 Gazzarelli Gianni									
1	22.321	23.174	20.068	1:05.563	1	22.173	23.291	20.081	1:05.545					
2	19.736	21.695	19.749	1:01.180	2	19.581	21.770	19.646	1:00.997					
3	19.257	21.541	19.556	1:00.354	3	19.362	21.630	19.532	1:00.524					
4	18.800	21.516	19.452	59.768	4	18.745	21.593	19.520	59.858					
5	18.765	21.461	19.469	59.695	5	18.840	21.522	19.578	59.940					



KZ1

Qualifying Heats 2D (QH2D)

Lap Time Analysis

For information purposes. No official / regulatory value

Laps	Sector 1	Sector 2	Sector 3	Lap Time
6	18.817	21.566	19.528	59.911
7	18.880	21.556	19.511	59.947
8	18.883	21.592	19.613	1:00.088
9	18.916	21.562	19.494	59.972

No.20 Iglesias Jeremy

1	22.223	21.977	19.614	1:03.814
2	18.787	21.600	19.340	59.727
3	18.924	21.719	19.408	1:00.051
4	18.807	21.504	19.359	59.670
5	18.712	21.394	19.325	59.431
6	18.698	21.385	19.324	59.407
7	18.734	21.368	19.368	59.470
8	18.684	21.406	19.342	59.432
9	18.671	21.548	19.447	59.666

No.21 Cesetti Sauro

1	21.764	22.494	19.794	1:04.052
2	20.507	22.137	20.128	1:02.772
3	19.681	21.787	19.659	1:01.127
4	18.890	21.565	19.624	1:00.079
5	18.840	21.555	19.654	1:00.049
6	18.842	21.487	19.648	59.977
7	19.246	21.706	19.761	1:00.713

No.22 Dale Andrea

1	22.282	22.744	19.853	1:04.879
2	25.485	22.286	19.608	1:07.379
3	18.691	21.399	19.445	59.535
4	18.647	21.388	19.464	59.499
5	18.650	21.280	19.422	59.352
6	18.673	21.315	19.391	59.379
7	18.712	21.362	19.433	59.507
8	18.765	21.290	19.347	59.402
9	18.692	21.277	19.408	59.377

No.23 Giambo

1	22.543	23.565	21.211	1:07.319
2	20.533	22.889	20.871	1:04.293
3	20.403	22.961	20.890	1:04.254
4	20.350	22.927	20.801	1:04.078
5	20.113	23.003	20.775	1:03.891
6	20.383	22.919	20.862	1:04.164
7	20.383	23.163	20.996	1:04.542
8	20.248	23.030	21.005	1:04.283
9	20.026	23.238	20.912	1:04.176

No.44 Abbasse Anthony

1	25.007	22.215	19.761	1:06.983
2	19.047	21.966	19.553	1:00.566
3	19.044	21.415	19.400	59.859

Laps	Sector 1	Sector 2	Sector 3	Lap Time
4	18.757	21.375	19.329	59.461
5	18.807	21.364	19.343	59.514
6	18.676	21.363	19.378	59.417
7	18.798	21.289	19.341	59.428
8	18.721	21.371	19.346	59.438
9	19.104	21.488	19.357	59.949

No.48 Torsellini Mirko

1	22.068	22.288	19.580	1:03.936
2	18.839	21.615	19.401	59.855
3	18.785	21.545	19.500	59.830
4	18.913	21.778	19.446	1:00.137
5	18.938	21.463	19.441	59.842
6	19.047	21.553	19.384	59.984
7	18.744	21.505	19.396	59.645
8	18.761	21.424	19.391	59.576
9	18.676	21.524	19.401	59.601

No.49 Camponeschi Flavio

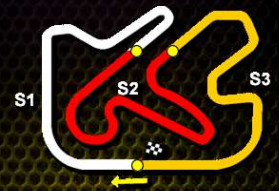
1	22.181	22.404	19.649	1:04.234
2	18.812	21.600	19.400	59.812
3	18.744	21.673	19.407	59.824
4	19.069	21.537	19.482	1:00.088
5	19.120	21.516	19.385	1:00.021
6	18.792	21.589	19.526	59.907
7	18.791	21.427	19.429	59.647
8	19.035	21.749	19.452	1:00.236
9	18.994	21.496	19.437	59.927

No.50 Dreezen Rick

1	21.191	21.891	19.612	1:02.694
2	19.063	21.807	19.537	1:00.407
3	19.112	21.655	19.650	1:00.417
4	18.792	22.123	19.446	1:00.361
5	18.853	21.522	19.403	59.778
6	18.748	21.486	19.396	59.630
7	18.790	21.527	19.390	59.707
8	18.854	21.458	19.399	59.711
9	18.729	21.570	19.377	59.676

No.51 Ardigo Marco

1	22.412	22.541	19.766	1:04.719
2	18.998	21.443	19.302	59.743
3	18.703	21.408	19.282	59.393
4	18.775	21.510	19.378	59.663
5	18.721	21.311	19.311	59.343
6	18.623	21.392	19.340	59.355
7	18.729	21.369	19.309	59.407
8	18.661	21.365	19.316	59.342
9	18.590	21.421	19.411	59.422





























KZ1

Qualifying Heats 2D (QH2D)

Document 18

Starting Grid

Subject to scrutineering & sporting investigations

23	Giambo Crg / Maxter / Bridge		13	19	Gazzurelli Gianni Fa Kart / Vortex / Bridge	
12	Davies Dylan First / Tm / Bridge		12	6	Van Der Raad Sinan Crg / Modena / Bridge	
7	Federer Fabian Crg / Modena / Bridge		11	21	Cesetti Sauro Top Kart / Tm / Bridge	
22	Dale Andrea Crg / Modena / Bridge		10	18	Kokko Henri Tony Kart / Vortex / Bridge	
51	Ardigo Marco Tony Kart / Vortex / Bridge		9	16	Camplese Lorenzo Crg / Tm / Bridge	
48	Torsellini Mirko Tony Kart / Vortex / Bridge		8	15	Leclerc Charles Art Gp / Tm / Bridge	
49	Camponeschi Flavio Tony Kart / Vortex / Bridge		7	9	Toninelli Roberto Birel / Tm / Bridge	
50	Dreezen Rick Tony Kart / Vortex / Bridge		6	4	Fore Davide Crg / Maxter / Bridge	
44	Abbase Anthony Sodi / Tm / Bridge		5	20	Iglesias Jeremy Lenzo / Lke / Bridge	
10	Hajek Patrik Praga / Parilla / Bridge		4	11	Kozlinski Arnaud Birel / Tm / Bridge	
8	De Conto Paolo Birel / Tm / Bridge		3	1	Pex Jorrit Crg / Tm / Bridge	
14	Hanley Benjamin Art Gp / Tm / Bridge		2	5	Thonon Jonathan Crg / Maxter / Bridge	
2	Verstappen Max Crg / Tm / Bridge		1	3	Lennox Lamb Jordon Crg / Parilla / Bridge	

POLE POSITION

