

KZ1
Qualifying Heat 2D (QH2D)
Document 19
Results

Subject to scrutineering & sporting investigations

Rnk	No.	Entrant	Nat	Driver	Nat	Equipment	Laps	Gap	Interv.	Best Lap	Points
1	25	Intrepid Driver Program	ITA	Lammers Bas	NLD	Intrepid / Tm / Bridge	9			1:03.923	0
2	5	Crg Spa	ITA	Thonon Jonathan	BEL	Crg / Maxter / Bridge	9	0.600	0.600	1:03.969	2
3	3	Crg Spa	ITA	Lennox Lamb Jordon	GBR	Crg / Parilla / Bridge	9	0.725	0.125	1:03.842	3
4	8	Birel Motorsport S.r.l.	ITA	De Conto Paolo	ITA	Birel / Tm / Bridge	9	1.120	0.395	1:04.052	4
5	14	Art Grand Prix Srl	ITA	Hanley Benjamin	GBR	Art Gp / Tm / Bridge	9	1.380	0.260	1:03.986	5
6	51	Tony Kart Racing Team	ITA	Ardigo Marco	ITA	Tony Kart / Vortex / Bridge	9	2.627	1.247	1:03.925	6
7	20	Lenzokart	ITA	Iglesias Jeremy	FRA	Lenzo / Lke / Bridge	9	3.189	0.562	1:03.984	7
8	10	Praga Kart Racing	ITA	Hajek Patrik	CZE	Praga / Parilla / Bridge	9	3.619	0.430	1:04.120	8
9	1	Crg Holland	NLD	Pex Jorrit	NLD	Crg / Tm / Bridge	9	4.547	0.928	1:04.029	9
10	49	Tony Kart Racing Team	ITA	Camponeschi Flavio	ITA	Tony Kart / Vortex / Bridge	9	5.384	0.837	1:04.114	10
11	50	Tony Kart Racing Team	ITA	Dreezen Rick	BEL	Tony Kart / Vortex / Bridge	9	6.093	0.709	1:03.973	11
12	9	Birel Motorsport S.r.l.	ITA	Toninelli Roberto	ITA	Birel / Tm / Bridge	9	6.766	0.673	1:04.142	12
13	11	Avg Racing	NLD	Kozlinski Arnaud	FRA	Birel / Tm / Bridge	9	9.483	2.717	1:04.418	13
14	18	Ward Racing	SWE	Kokko Henri	FIN	Tony Kart / Vortex / Bridge	9	9.845	0.362	1:04.350	14
15	12	Avg Racing	NLD	Davies Dylan	NLD	First / Tm / Bridge	9	10.162	0.317	1:04.431	15
16	21	Comer Top Kart	ITA	Cesetti Sauro	ITA	Top Kart / Tm / Bridge	9	11.627	1.465	1:04.074	16
17	6	Crg Holland	NLD	Van Der Raad Sinan	NLD	Crg / Tm / Bridge	9	13.947	2.320	1:04.755	17
18	16	Complese Lorenzo	ITA	Complese Lorenzo	ITA	Crg / Parilla / Bridge	9	14.491	0.544	1:04.217	18
19	22	Dale Andrea	ITA	Dale Andrea	ITA	Crg / Parilla / Bridge	9	17.359	2.868	1:04.055	19
20	27	Intrepid Driver Program	ITA	Giulietti Alessandro	ITA	Intrepid / Tm / Bridge	9	17.882	0.523	1:04.633	20
21	15	Art Grand Prix Srl	ITA	Leclerc Charles	MCO	Art Gp / Tm / Bridge	9	18.085	0.203	1:04.109	21
22	26	Intrepid Driver Program	ITA	Ghirelli Vittorio	ITA	Intrepid / Tm / Bridge	9	18.302	0.217	1:04.809	22
23	44	Sodi Racing Team	FRA	Abbase Anthony	FRA	Sodi / Tm / Bridge	9	26.906	8.604	1:03.976	23
24	7	Crg Spa	ITA	Federer Fabian	ITA	Crg / Modena / Bridge	9	31.657	4.751	1:04.528	24
25	23	Crg Spa	ITA	Giambo	ITA	Crg / Maxter / Bridge	9	39.449	7.792	1:07.496	25
26	19	Gazzurelli Gianni	FRA	Gazzurelli Gianni	FRA	Fa Kart / Vortex / Bridge	7	2 Laps	2 Laps	1:05.065	26
27	2	Crg Spa	ITA	Verstappen Max	NLD	Crg / Tm / Bridge	5	4 Laps	2 Laps	1:05.533	27
28	48	Tony Kart Racing Team	ITA	Torsellini Mirko	ITA	Tony Kart / Vortex / Bridge	1	8 Laps	4 Laps	1:12.165	28
29	4	Crg Spa	ITA	Fore Davide	ITA	Crg / Maxter / Bridge	0	9 Laps	1 Lap		29

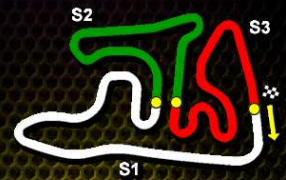
Leaders : No.25 Lammers Bas (1-9)

Start Time : 21/04 - 13:00:37

Best Lap : No.3 Lennox Lamb Jordon 1:03.842 95,86 Kph

Weather : Slightly cloudy Air : 18°C Track : Dry

Event Record : No.14 Hanley Benjamin 1:03.521 96,34 Kph



KZ1

Qualifying Heat 2D (QH2D)

Lap Chart

For information purposes. No official / regulatory value

	1	2	3	4	5	6	7	8	9	10	11	12	13	14	15	16	17	18	19	20	21	22	23	24	25	26	27	28	29
Grid	14	25	8	51	2	20	3	10	5	15	50	16	49	4	11	1	44	9	48	21	18	12	19	26	6	7	22	23	27
Start	25	14	51	8	2	20	10	15	3	5	16	50	49	X	1	11	9	44	48	21	18	19	12	26	7	27	6	23	22
Lap 1 Interval	25	8 0.4	20 0.3	14 0.2	2 0.2	5 0.2	51 0.4	3 0.2	10 0.2	49 0.3	15 0.3	50 1.0	1 0.0	16 0.2	9 0.0	44 0.0	11 0.0	18 0.3	12 0.1	7 0.3	27 1.6	48 0.3	6 0.2	23 1.9	26 1.5	19 0.5	21 0.0	22 4.1	
Lap 2	25	8 0.3	20 0.2	14 0.1	2 0.4	5 0.0	51 0.2	3 0.0	10 0.6	49 0.0	15 0.1	1 1.1	50 0.2	9 1.2	11 0.1	18 0.3	12 0.1	16 0.4	7 0.5	27 0.4	6 1.8	21 3.6	26 0.9	23 0.9	19 0.0	22 2.5	44 11.2		
Lap 3	25	8 0.1	20 0.2	14 0.1	5 0.2	3 0.6	51 0.5	10 0.4	2 0.4	15 0.1	49 0.2	50 0.2	1 0.1	11 0.9	9 0.4	18 0.3	12 0.2	16 0.6	7 0.2	27 0.2	6 2.3	21 2.7	26 1.4	19 1.4	22 1.3	23 1.0	44 10.4		
Lap 4	25	8 0.1	20 0.4	5 0.1	14 0.1	3 0.2	51 0.5	10 0.3	2 1.8	15 0.4	1 0.4	49 0.1	50 0.1	9 0.1	11 0.1	18 0.2	12 0.0	16 0.1	7 0.5	27 0.3	6 2.9	21 1.7	26 2.2	19 1.4	22 0.3	23 4.4	44 6.9		
Lap 5	25	8 0.3	5 0.6	14 0.2	3 0.1	20 0.2	51 0.1	10 0.3	1 2.8	49 0.3	50 0.8	9 0.2	11 1.3	18 0.1	12 0.0	X 1.5	15 0.0	27 0.1	6 1.2	16 0.2	21 0.5	26 2.9	22 1.1	19 0.9	23 7.1	44 2.9	7 1.4		
Lap 6	25	8 0.1	5 0.3	3 0.5	14 0.1	51 0.8	10 0.0	20 0.1	1 2.4	49 0.5	50 1.1	9 0.2	11 1.3	18 0.6	12 0.1	27 2.2	6 0.5	21 0.2	16 0.8	26 2.8	22 0.5	15 0.9	19 0.8	44 9.2	23 1.8	7 0.4			
Lap 7	25	8 0.1	5 0.1	3 0.2	14 0.2	10 1.3	51 0.3	20 0.1	1 1.7	49 0.7	50 0.9	9 0.2	11 1.8	18 0.4	12 0.2	21 2.7	27 0.4	6 0.3	16 1.0	26 2.6	22 0.1	15 1.1	19 1.5	44 8.1	7 3.2	23 2.1			
Lap 8	25	5 0.4	3 0.3	8 0.1	14 0.0	10 1.0	51 0.1	20 0.2	1 1.9	49 0.7	50 0.8	9 0.4	11 2.4	18 0.2	12 0.1	21 2.0	27 1.2	6 0.1	16 1.0	22 2.2	26 0.7	15 0.3	44 9.6	7 3.8	23 5.1				
Lap 9	25	5 0.6	3 0.1	8 0.3	14 0.2	51 1.2	20 0.5	10 0.4	1 0.9	49 0.8	50 0.7	9 0.6	11 2.7	18 0.3	12 0.3	21 1.4	6 2.3	16 0.5	22 2.8	27 0.5	15 0.2	26 0.2	44 8.6	7 4.7	23 7.7				



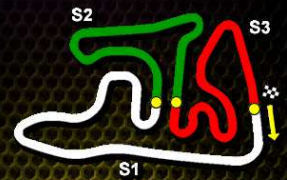
KZ1

Qualifying Heat 2D (QH2D)

Lap Time Analysis

For information purposes. No official / regulatory value

Laps	Sector 1	Sector 2	Sector 3	Lap Time	Laps	Sector 1	Sector 2	Sector 3	Lap Time	Laps	Sector 1	Sector 2	Sector 3	Lap Time
No.1 Pex Jorrit					No.7 Federer Fabian					No.12 Davies Dylan				
1	28.918	19.325	20.974	1:09.217	1	28.975	19.465	20.947	1:09.387	6	26.147	18.270	20.105	1:04.522
2	26.268	18.456	20.209	1:04.933	2	26.840	18.641	21.251	1:06.732	7	26.071	18.489	20.042	1:04.602
3	26.110	18.512	20.854	1:05.476	3	26.413	18.506	20.332	1:05.251	8	26.046	18.579	20.340	1:04.965
4	26.030	18.384	21.283	1:05.697	4	25.907	18.372	20.249	1:04.528	9	26.048	18.319	20.051	1:04.418
5	25.880	18.431	20.002	1:04.313	5	26.326	18.622	41.160	1:26.108	No.14 Hanley Benjamin				
6	25.770	18.267	19.992	1:04.029	6	26.336	18.797	20.262	1:05.395	1	29.075	19.380	20.798	1:09.253
7	25.814	18.316	20.003	1:04.133	7	26.391	18.500	20.239	1:05.130	2	27.005	18.634	20.428	1:06.067
8	25.842	18.277	20.042	1:04.161	8	26.013	18.473	20.160	1:04.646	3	26.373	18.705	20.213	1:05.291
9	25.827	18.243	20.006	1:04.076	9	26.133	18.452	20.285	1:04.870	4	25.968	18.411	20.367	1:04.746
No.2 Verstappen Max					No.8 De Conto Paolo					No.15 Leclerc Charles				
1	28.358	18.678	20.396	1:07.432	1	27.870	18.542	20.348	1:06.760	6	26.432	18.433	20.323	1:05.188
2	26.301	18.592	20.642	1:05.535	2	26.410	18.484	20.771	1:05.665	7	25.928	18.402	20.101	1:04.431
3	27.245	19.314	20.393	1:06.952	3	26.376	18.420	20.157	1:04.953	8	25.885	18.428	20.386	1:04.699
4	26.141	18.373	21.019	1:05.533	4	26.103	18.296	20.160	1:04.559	9	26.286	18.350	20.077	1:04.713
5	26.097	21.177	22.487	1:09.761	5	25.927	18.294	19.992	1:04.213	No.16 Complese Lorenzo				
No.3 Lennox Lamb Jordon					No.9 Toninelli Roberto					No.11 Kozlinski Arnaud				
1	28.451	18.779	20.414	1:07.644	1	28.887	19.500	21.000	1:09.387	1	29.499	19.395	20.634	1:09.528
2	26.051	18.808	20.161	1:05.020	2	27.162	18.529	20.381	1:06.072	2	27.172	18.546	20.366	1:06.084
3	26.734	18.398	20.053	1:05.185	3	26.710	18.501	20.151	1:05.362	3	26.054	18.470	20.290	1:04.814
4	25.865	18.308	20.098	1:04.271	4	25.944	18.293	20.630	1:04.867	4	26.095	18.328	20.982	1:05.405
5	25.869	18.332	20.087	1:04.288	5	26.561	18.551	20.147	1:05.259	5	26.607	18.984	20.931	1:06.522
6	25.726	18.284	20.006	1:04.016	6	26.101	18.398	20.053	1:04.552					
7	25.685	18.237	19.983	1:03.905	7	25.972	18.317	20.075	1:04.364					
8	25.865	18.312	20.270	1:04.447	8	25.950	18.788	20.274	1:05.012					
9	25.706	18.197	19.939	1:03.842	9	25.844	18.208	20.000	1:04.052					
No.4 Thonon Jonathan					No.10 Hajek Patrik									
1	27.841	18.745	20.369	1:06.955	1	28.679	19.054	20.511	1:08.244					
2	26.251	18.535	20.556	1:05.342	2	26.047	18.659	20.719	1:05.425					
3	26.489	18.287	20.111	1:04.887	3	26.517	18.849	20.146	1:05.512					
4	26.004	18.383	20.063	1:04.450	4	25.855	18.305	20.031	1:04.191					
5	25.988	18.274	20.013	1:04.275	5	25.836	18.316	20.010	1:04.162					
6	25.848	18.174	19.947	1:03.969	6	25.743	18.324	20.222	1:04.289					
7	25.888	18.278	20.016	1:04.182	7	26.049	18.406	20.068	1:04.523					
8	25.933	18.349	20.012	1:04.294	8	25.834	18.249	20.037	1:04.120					
9	25.840	18.229	20.027	1:04.096	9	26.487	18.362	20.574	1:05.423					
No.5 Van Der Raad Sinan														
1	29.196	20.386	21.812	1:11.394										
2	27.463	18.693	20.553	1:06.709										
3	26.482	18.686	20.367	1:05.535										
4	26.242	18.702	20.303	1:05.247										
5	26.208	18.545	20.611	1:05.364										
6	26.307	18.491	20.192	1:04.990										
7	26.366	18.531	20.208	1:05.105										
8	26.052	18.531	20.172	1:04.755										
9	26.314	18.529	20.145	1:04.988										



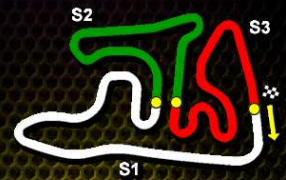
KZ1

Qualifying Heat 2D (QH2D)

Lap Time Analysis

For information purposes. No official / regulatory value

Laps	Sector 1	Sector 2	Sector 3	Lap Time	Laps	Sector 1	Sector 2	Sector 3	Lap Time	Laps	Sector 1	Sector 2	Sector 3	Lap Time
No.18 Kokko Henri					No.23 Giambo					No.48 Torsellini Mirko				
1	29.166	19.265	20.819	1:09.250	1	29.439	20.046	23.589	1:13.074	1	29.020	20.591	22.554	1:12.165
2	27.033	18.575	20.457	1:06.065	2	29.100	19.694	21.503	1:10.297	2	29.020	20.591	22.554	1:12.165
3	26.515	18.554	20.203	1:05.272	3	27.566	19.324	21.110	1:08.000	3	26.643	19.057	20.616	1:06.316
4	25.860	18.361	20.678	1:04.899	4	27.341	19.144	21.011	1:07.496	4	26.163	18.388	21.686	1:06.237
5	27.032	18.500	20.869	1:06.401	5	27.656	19.497	21.044	1:08.197	5	26.056	18.350	20.125	1:04.531
6	26.323	18.419	20.317	1:05.059	6	27.831	20.446	21.037	1:09.314	6	25.839	18.397	20.009	1:04.245
7	25.871	18.410	20.069	1:04.350	7	27.726	19.130	20.948	1:07.804	7	25.888	18.389	20.049	1:04.326
8	25.766	18.536	20.479	1:04.781	8	27.365	19.211	20.988	1:07.564	8	25.905	18.274	19.992	1:04.171
9	26.206	18.324	20.014	1:04.544	9	27.386	19.165	20.997	1:07.548	9	25.813	18.311	19.990	1:04.114
No.19 Gazzurelli Gianni					No.25 Lammers Bas					No.49 Camponeschi Flavio				
1	29.583	20.117	26.206	1:15.906	1	27.985	18.538	20.446	1:06.969	1	28.640	18.814	20.457	1:07.911
2	28.526	18.710	21.042	1:08.278	2	26.450	18.556	20.703	1:05.709	2	26.232	18.524	20.389	1:05.145
3	26.597	18.639	20.373	1:05.609	3	26.395	18.385	20.440	1:05.220	3	26.643	19.057	20.616	1:06.316
4	26.200	18.555	20.310	1:05.065	4	25.993	18.269	20.248	1:04.510	4	26.163	18.388	21.686	1:06.237
5	26.559	18.684	20.579	1:05.822	5	25.718	18.261	20.068	1:04.047	5	26.056	18.350	20.125	1:04.531
6	26.385	18.575	20.358	1:05.318	6	25.961	18.269	20.172	1:04.402	6	25.839	18.397	20.009	1:04.245
7	26.317	18.621	20.390	1:05.328	7	25.920	18.330	20.114	1:04.364	7	25.888	18.389	20.049	1:04.326
No.20 Iglesias Jeremy					No.26 Ghirelli Vittorio					No.50 Dreezen Rick				
1	27.905	18.597	20.361	1:06.863	1	29.285	19.955	25.918	1:15.158	1	28.969	19.240	21.077	1:09.286
2	26.285	18.545	20.722	1:05.552	2	28.160	19.092	20.529	1:07.781	2	26.451	18.526	20.281	1:05.258
3	26.403	18.452	20.160	1:05.015	3	26.359	18.478	20.311	1:05.148	3	26.128	18.427	20.541	1:05.096
4	26.160	18.425	20.144	1:04.729	4	26.161	18.580	20.379	1:05.120	4	26.072	18.335	21.787	1:06.194
5	25.989	19.015	20.112	1:05.116	5	26.309	18.475	20.353	1:05.137	5	26.595	18.410	20.207	1:05.212
6	25.788	18.991	20.131	1:04.910	6	26.447	18.445	20.227	1:05.119	6	26.185	18.307	20.043	1:04.535
7	26.338	18.440	20.127	1:04.905	7	26.055	18.431	20.323	1:04.809	7	25.804	18.267	20.072	1:04.143
8	25.736	18.248	20.000	1:03.984	8	26.400	18.431	20.190	1:05.021	8	25.764	18.242	20.046	1:04.052
9	26.010	18.322	20.286	1:04.618	9	26.372	18.633	20.399	1:05.404	9	25.721	18.227	20.025	1:03.973
No.21 Cesetti Sauro					No.27 Giulietti Alessandro					No.51 Ardigo Marco				
1	29.071	25.256	21.995	1:16.322	1	29.409	20.052	21.440	1:10.901	1	29.000	18.951	20.355	1:08.306
2	27.210	18.686	20.304	1:06.200	2	26.624	18.579	20.263	1:05.466	2	26.065	18.532	20.568	1:05.165
3	26.193	18.354	20.128	1:04.675	3	26.205	18.509	20.340	1:05.054	3	27.010	18.598	20.193	1:05.801
4	25.949	18.323	20.027	1:04.299	4	26.054	18.372	20.207	1:04.633	4	25.930	18.269	20.046	1:04.245
5	25.942	18.285	20.201	1:04.428	5	26.192	18.517	22.360	1:07.069	5	25.732	18.347	20.131	1:04.210
6	26.020	18.295	20.054	1:04.369	6	26.850	18.538	20.259	1:05.647	6	25.861	18.426	20.307	1:04.594
7	25.755	18.327	20.039	1:04.121	7	26.340	18.717	20.291	1:05.348	7	26.362	18.416	20.119	1:04.897
8	25.860	18.277	19.937	1:04.074	8	26.135	18.486	20.266	1:04.887	8	25.714	18.211	20.000	1:03.925
9	25.865	18.247	19.983	1:04.095	9	29.773	18.761	20.570	1:09.104	9	25.998	18.247	20.025	1:04.270
No.22 Dale Andrea					No.44 Abbasse Anthony									
1	28.633	19.570	30.910	1:19.113	1	29.218	19.166	20.914	1:09.298					
2	27.890	18.503	20.181	1:06.574	2	50.076	18.749	20.438	1:29.263					
3	25.947	18.432	20.073	1:04.452	3	26.153	18.425	20.034	1:04.612					
4	25.786	18.281	19.988	1:04.055										
5	26.121	18.433	20.002	1:04.556										
6	25.940	18.488	20.052	1:04.480										
7	25.811	18.311	20.273	1:04.395										


KZ1
Qualifying Heat 2D (QH2D)
Document 18
Starting Grid

Subject to scrutineering & sporting investigations

27	Giulietti Alessandro Intrepid / Tm / Bridge		15		
22	Dale Andrea Crg / Parilla / Bridge		14	23	Giambo Crg / Maxter / Bridge
6	Van Der Raad Sinan Crg / Tm / Bridge		13	7	Federer Fabian Crg / Modena / Bridge
19	Gazzurelli Gianni Fa Kart / Vortex / Bridge		12	26	Ghirelli Vittorio Intrepid / Tm / Bridge
18	Kokko Henri Tony Kart / Vortex / Bridge		11	12	Davies Dylan First / Tm / Bridge
48	Torsellini Mirko Tony Kart / Vortex / Bridge		10	21	Cesetti Sauro Top Kart / Tm / Bridge
44	Abbase Anthony Sodi / Tm / Bridge		9	9	Toninelli Roberto Birel / Tm / Bridge
11	Kozlinski Arnaud Birel / Tm / Bridge		8	1	Pex Jorrit Crg / Tm / Bridge
49	Camponeschi Flavio Tony Kart / Vortex / Bridge		7	4	Fore Davide Crg / Maxter / Bridge
50	Dreezen Rick Tony Kart / Vortex / Bridge		6	16	Camplese Lorenzo Crg / Parilla / Bridge
5	Thonon Jonathan Crg / Maxter / Bridge		5	15	Leclerc Charles Art Gp / Tm / Bridge
3	Lennox Lamb Jordon Crg / Parilla / Bridge		4	10	Hajek Patrik Praga / Parilla / Bridge
2	Verstappen Max Crg / Tm / Bridge		3	20	Iglesias Jeremy Lenzo / Lke / Bridge
8	De Conto Paolo Birel / Tm / Bridge		2	51	Ardigo Marco Tony Kart / Vortex / Bridge
14	Hanley Benjamin Art Gp / Tm / Bridge		1	25	Lammers Bas Intrepid / Tm / Bridge

POLE POSITION
