

KZ1
Warm Up 2
Results
Document 16

Subject to scrutineering & sporting investigations

Rnk	No.	Entrant	Nat	Driver	Nat	Equipment	Sector 1	Sector 2	Sector 3	Time	Gap	Laps
1	44	Sodi Racing Team		Abbase Anthony		Sodi / Tm / Bridge	28.640	19.654	25.126	1:13.420		6
2	25	Intrepid Driver Program		Lammers Bas		Intrepid / Tm / Bridge	28.482	19.888	25.268	1:13.638	0.218	6
3	21	Comer Top Kart		Cesetti Sauro		Top Kart / Tm / Bridge	28.721	19.729	25.432	1:13.882	0.462	6
4	20	Lenzokart		Iglesias Jeremy		Lenzo / Lke / Bridge	28.715	19.875	25.322	1:13.912	0.492	6
5	27	Intrepid Driver Program		Giulietti Alessandro		Intrepid / Tm / Bridge	28.563	19.704	25.680	1:13.947	0.527	6
6	5	Crg Spa		Thonon Jonathan		Crg / Maxter / Bridge	29.116	19.922	25.144	1:14.182	0.762	6
7	50	Tony Kart Racing Team		Dreezen Rick		Tony Kart / Vortex / Bridge	28.852	19.973	25.823	1:14.648	1.228	6
8	7	Crg Spa		Federer Fabian		Crg / Modena / Bridge	29.033	19.900	26.130	1:15.063	1.643	6
9	8	Birel Motorsport S.r.l.		De Conto Paolo		Birel / Tm / Bridge	29.579	19.830	25.763	1:15.172	1.752	6
10	22	Dale Andrea		Dale Andrea		Crg / Parilla / Bridge	29.210	20.507	25.631	1:15.348	1.928	6
11	10	Praga Kart Racing		Hajek Patrik		Praga / Parilla / Bridge	29.689	20.448	25.549	1:15.686	2.266	6
12	1	Crg Holland		Pex Jorrit		Crg / Tm / Bridge	29.081	20.634	26.064	1:15.779	2.359	6
13	26	Intrepid Driver Program		Ghirelli Vittorio		Intrepid / Tm / Bridge	29.814	20.187	25.978	1:15.979	2.559	6
14	19	Gazzurelli Gianni		Gazzurelli Gianni		Fa Kart / Vortex / Bridge	30.295	19.956	25.888	1:16.139	2.719	6
15	12	Avg Racing		Davies Dylan		First / Tm / Bridge	30.612	19.777	26.132	1:16.521	3.101	6
16	2	Crg Spa		Verstappen Max		Crg / Tm / Bridge	30.594	20.903	25.052	1:16.549	3.129	7
17	3	Crg Spa		Lennox Lamb Jordon		Crg / Parilla / Bridge	30.636	21.106	24.877	1:16.619	3.199	7
18	6	Crg Holland		Van Der Raad Sinan		Crg / Tm / Bridge	30.728	21.266	24.855	1:16.849	3.429	6
19	9	Birel Motorsport S.r.l.		Toninelli Roberto		Birel / Tm / Bridge	30.633	21.086	25.344	1:17.063	3.643	6
20	16	Camplese Lorenzo		Camplese Lorenzo		Crg / Parilla / Bridge	30.928	21.109	25.169	1:17.206	3.786	5
21	51	Tony Kart Racing Team		Ardigo Marco		Tony Kart / Vortex / Bridge	30.865	21.261	25.511	1:17.637	4.217	5
22	4	Crg Spa		Fore Davide		Crg / Maxter / Bridge	31.259	21.265	25.164	1:17.688	4.268	5
23	18	Ward Racing		Kokko Henri		Tony Kart / Vortex / Bridge	31.186	20.367	26.983	1:18.536	5.116	6
24	15	Art Grand Prix Srl		Leclerc Charles		Art Gp / Tm / Bridge	31.027	21.661	26.415	1:19.103	5.683	5
25	49	Tony Kart Racing Team		Camponeschi Flavio		Tony Kart / Vortex / Bridge	31.353	21.926	25.976	1:19.255	5.835	4
26	23	Crg Spa		Giambo		Crg / Maxter / Bridge				1:19.772	6.352	6
27	48	Tony Kart Racing Team		Torsellini Mirko		Tony Kart / Vortex / Bridge	31.957	22.195	26.107	1:20.259	6.839	5
28	11	Avg Racing		Kozlinski Arnaud		Birel / Tm / Bridge	32.314	21.670	27.498	1:21.482	8.062	5
29	14	Art Grand Prix Srl		Hanley Benjamin		Art Gp / Tm / Bridge	35.506	23.055	31.326	1:29.887	16.467	3

Start Time : 21/04 - 09:04:15

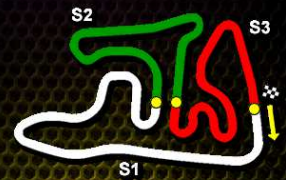
Best Lap : No.44 Abbase Anthony

1:13.420 83,35 Kph

Weather : Cloudy Air : 15°C Track : Drying

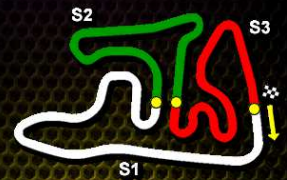
Event Record : No.14 Hanley Benjamin

1:03.521 96,34 Kph


KZ1
Warm Up 2
Best Sectors Analysis

For information purposes. No official / regulatory value

S1			S2			S3			Ideal Lap Times						
Rnk	No.	Time	Rnk	No.	Time	Rnk	No.	Time	Rnk	No.	Driver	Nat	Ideal Lap	Best Lap	Diff.
1	25	28.482	1	44	19.654	1	2	24.787	1	44	Abbase Anthony	FR	1:13.420	1:13.420	
2	27	28.563	2	27	19.704	2	6	24.855	2	25	Lammers Bas	NL	1:13.638	1:13.638	
3	44	28.640	3	21	19.729	3	3	24.877	3	21	Cesetti Sauro	IT	1:13.882	1:13.882	
4	20	28.715	4	12	19.777	4	44	25.126	4	20	Iglesias Jeremy	FR	1:13.912	1:13.912	
5	21	28.721	5	8	19.830	5	5	25.144	5	27	Giulietti Alessandro	IT	1:13.947	1:13.947	
6	50	28.852	6	5	19.861	6	4	25.164	6	5	Thonon Jonathan	BE	1:14.121	1:14.182	0.061
7	7	29.033	7	20	19.875	7	16	25.169	7	50	Dreezen Rick	BE	1:14.648	1:14.648	
8	1	29.081	8	25	19.888	8	25	25.268	8	7	Federer Fabian	IT	1:15.028	1:15.063	0.035
9	5	29.116	9	7	19.900	9	20	25.322	9	8	De Conto Paolo	IT	1:15.172	1:15.172	
10	22	29.210	10	19	19.956	10	9	25.344	10	22	Dale Andrea	IT	1:15.348	1:15.348	
11	8	29.579	11	50	19.973	11	21	25.432	11	10	Hajek Patrik	CZ	1:15.686	1:15.686	
12	10	29.689	12	26	20.187	12	51	25.511	12	1	Pex Jorrit	NL	1:15.779	1:15.779	
13	26	29.814	13	18	20.367	13	10	25.549	13	26	Ghirelli Vittorio	IT	1:15.979	1:15.979	
14	19	30.295	14	10	20.448	14	22	25.631	14	2	Verstappen Max	NL	1:16.033	1:16.549	0.516
15	2	30.343	15	22	20.507	15	27	25.680	15	19	Gazzurelli Gianni	FR	1:16.139	1:16.139	
16	18	30.490	16	1	20.634	16	8	25.763	16	12	Davies Dylan	NL	1:16.521	1:16.521	
17	12	30.612	17	2	20.903	17	50	25.823	17	3	Lennox Lamb Jordon	GB	1:16.619	1:16.619	
18	9	30.633	18	9	21.086	18	19	25.888	18	6	Van Der Raad Sinan	NL	1:16.849	1:16.849	
19	3	30.636	19	3	21.106	19	48	25.914	19	9	Toninelli Roberto	IT	1:17.063	1:17.063	
20	6	30.728	20	16	21.109	20	49	25.976	20	16	Camplese Lorenzo	IT	1:17.206	1:17.206	
21	51	30.865	21	51	21.261	21	26	25.978	21	51	Ardigo Marco	IT	1:17.637	1:17.637	
22	16	30.928	22	4	21.265	22	1	26.064	22	4	Fore Davide	IT	1:17.688	1:17.688	
23	15	31.027	23	6	21.266	23	7	26.095	23	18	Kokko Henri	FI	1:17.840	1:18.536	0.696
24	4	31.259	24	15	21.380	24	15	26.117	24	15	Leclerc Charles	MC	1:18.524	1:19.103	0.579
25	49	31.353	25	11	21.670	25	12	26.132	25	49	Camponeschi Flavio	IT	1:19.255	1:19.255	
26	48	31.793	26	49	21.926	26	18	26.983	26	48	Torsellini Mirko	IT	1:19.840	1:20.259	0.419
27	11	32.314	27	48	22.133	27	11	27.498	27	11	Kozlinski Arnaud	FR	1:21.482	1:21.482	
28	14	35.506	28	14	23.055	28	14	31.326	28	14	Hanley Benjamin	GB	1:29.887	1:29.887	



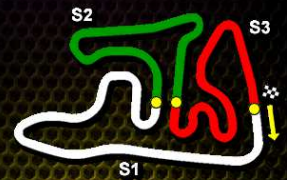
KZ1

Warm Up 2

Lap Time Analysis

For information purposes. No official / regulatory value

Laps	Sector 1	Sector 2	Sector 3	Lap Time	Laps	Sector 1	Sector 2	Sector 3	Lap Time	Laps	Sector 1	Sector 2	Sector 3	Lap Time
No.1 Pex Jorrit					No.7 Federer Fabian					3				
1	36.704	25.456	30.626	1:32.786	1	37.863	24.019	29.615	1:31.497	3	35.506	23.055	31.326	1:29.887
2	34.014	24.053	29.604	1:27.671	2	33.058	22.069	28.707	1:23.834	No.15 Leclerc Charles				
3	33.597	23.118	29.385	1:26.100	3	31.037	21.230	27.793	1:20.060	1	38.332	26.190	28.902	1:33.424
4	31.595	21.838	28.043	1:21.476	4	33.774	21.450	27.053	1:22.277	2	34.921	24.270	27.347	1:26.538
5	31.101	20.751	27.285	1:19.137	5	30.112	21.799	26.095	1:18.006	3	33.927	23.196	29.347	1:26.470
6	29.081	20.634	26.064	1:15.779	6	29.033	19.900	26.130	1:15.063	4	31.663	21.380	26.117	1:19.160
No.2 Verstappen Max					No.8 De Conto Paolo					No.16 Complese Lorenzo				
1	33.221	22.675	26.366	1:22.262	1	37.808	25.743	30.364	1:33.915	1	33.467	22.883	27.104	1:23.454
2	32.344	23.050	25.451	1:20.845	2	33.820	23.340	28.812	1:25.972	2	32.814	22.318	26.190	1:21.322
3	31.108	21.831	25.099	1:18.038	3	32.014	21.916	30.919	1:24.849	3	32.119	21.885	25.693	1:19.697
4	31.051	21.520	25.395	1:17.966	4	31.650	21.573	26.426	1:19.649	4	31.254	21.387	25.263	1:17.904
5	31.300	21.295	24.787	1:17.382	5	29.765	20.185	26.592	1:16.542	5	30.928	21.109	25.169	1:17.206
6	30.594	20.903	25.052	1:16.549	6	29.579	19.830	25.763	1:15.172	No.18 Kokko Henri				
7	30.343	21.067	25.326	1:16.736	No.9 Toninelli Roberto					1	38.426	25.969	31.786	1:36.181
No.3 Lennox Lamb Jordon					1	35.595	23.047	27.211	1:25.853	2	34.179	22.682	29.894	1:26.755
1	35.222	23.951	26.300	1:25.473	2	33.117	22.679	26.609	1:22.405	3	33.356	22.211	29.987	1:25.554
2	33.463	23.257	26.406	1:23.126	3	32.361	22.255	26.400	1:21.016	4	31.497	21.174	28.270	1:20.941
3	32.245	22.055	25.494	1:19.794	4	31.807	21.986	26.175	1:19.968	5	30.490	20.777	27.856	1:19.123
4	31.668	21.491	25.157	1:18.316	5	31.199	21.800	25.837	1:18.836	6	31.186	20.367	26.983	1:18.536
5	30.955	21.348	25.080	1:17.383	6	30.633	21.086	25.344	1:17.063	No.19 Gazzurelli Gianni				
6	30.709	21.216	25.174	1:17.099	No.10 Hajek Patrik					1	38.335	25.071	30.525	1:33.931
7	30.636	21.106	24.877	1:16.619	1	35.827	24.589	29.704	1:30.120	2	33.547	22.233	28.079	1:23.859
No.4 Fore Davide					2	33.144	22.375	27.780	1:23.299	3	31.674	21.492	27.733	1:20.899
1	35.693	23.568	26.220	1:25.481	3	32.218	21.537	27.401	1:21.156	4	30.732	21.512	27.027	1:19.271
2	34.548	23.135	26.276	1:23.959	4	30.871	21.231	27.094	1:19.196	5	31.645	20.818	27.585	1:20.048
3	33.724	22.191	25.680	1:21.595	5	30.321	20.556	26.261	1:17.138	6	30.295	19.956	25.888	1:16.139
4	2:52.260	21.351	25.230	3:38.841	6	29.689	20.448	25.549	1:15.686	No.20 Iglesias Jeremy				
5	31.259	21.265	25.164	1:17.688	No.11 Kozlinski Arnaud					1	39.116	25.153	30.468	1:34.737
No.5 Thonon Jonathan					1	42.205	26.725	32.278	1:41.208	2	33.855	24.556	34.362	1:32.773
1	34.234	22.463	29.941	1:26.638	2	36.863	25.028	30.443	1:32.334	3	34.149	21.280	28.748	1:24.177
2	32.199	21.715	26.892	1:20.806	3	35.913	24.024	30.118	1:30.055	4	30.603	20.513	26.961	1:18.077
3	30.854	20.798	25.430	1:17.082	4	33.987	22.481	27.946	1:24.414	5	30.315	20.380	26.598	1:17.293
4	29.536	20.121	25.271	1:14.928	5	32.314	21.670	27.498	1:21.482	6	28.715	19.875	25.322	1:13.912
5	29.116	19.922	25.144	1:14.182	No.12 Davies Dylan					No.21 Cesetti Sauro				
6	29.353	19.861	25.285	1:14.499	1	36.282	27.260	33.750	1:37.292	1	37.753	24.406	29.394	1:31.553
No.6 Van Der Raad Sinan					2	36.904	22.826	28.572	1:28.302	2	32.391	22.363	28.276	1:23.030
1	34.025	23.396	27.238	1:24.659	3	32.498	21.164	29.854	1:23.516	3	31.265	21.929	27.638	1:20.832
2	32.663	22.905	25.937	1:21.505	4	32.315	20.932	28.139	1:21.386	4	36.649	21.832	26.776	1:25.257
3	31.908	21.891	25.319	1:19.118	5	31.109	21.025	26.267	1:18.401	5	30.096	20.163	25.721	1:15.980
4	31.547	21.466	25.229	1:18.242	6	30.612	19.777	26.132	1:16.521	6	28.721	19.729	25.432	1:13.882
5	31.122	21.318	24.991	1:17.431	No.14 Hanley Benjamin					No.22 Dale Andrea				
6	30.728	21.266	24.855	1:16.849	1	41.680	27.627	32.883	1:42.190	1	37.674	24.977	29.644	1:32.295
					2	37.413	25.169	32.096	1:34.678	2	33.690	23.508	29.511	1:26.709



KZ1

Warm Up 2

Lap Time Analysis

For information purposes. No official / regulatory value

Laps	Sector 1	Sector 2	Sector 3	Lap Time
3	32.008	21.894	27.255	1:21.157
4	30.399	21.186	27.696	1:19.281
5	30.241	20.591	32.403	1:23.235
6	29.210	20.507	25.631	1:15.348

No.23 Giambo

Laps	Sector 1	Sector 2	Sector 3	Lap Time
1				1:25.372
2				1:22.645
3				1:21.428
4				1:20.853
5				1:20.215
6				1:19.772

No.25 Lammers Bas

Laps	Sector 1	Sector 2	Sector 3	Lap Time
1	38.255	25.879	30.824	1:34.958
2	37.764	23.884	32.045	1:33.693
3	32.573	23.768	28.023	1:24.364
4	30.352	20.195	27.052	1:17.599
5	29.554	20.264	25.732	1:15.550
6	28.482	19.888	25.268	1:13.638

No.26 Ghirelli Vittorio

Laps	Sector 1	Sector 2	Sector 3	Lap Time
1	38.618	24.723	30.916	1:34.257
2	32.734	21.884	28.864	1:23.482
3	31.695	20.916	27.692	1:20.303
4	30.830	20.367	40.154	1:31.351
5	33.487	21.280	27.623	1:22.390
6	29.814	20.187	25.978	1:15.979

No.27 Giulietti Alessandro

Laps	Sector 1	Sector 2	Sector 3	Lap Time
1	37.598	32.007	30.420	1:40.025
2	34.543	21.962	28.983	1:25.488
3	31.913	22.630	28.613	1:23.156
4	30.955	20.577	28.000	1:19.532
5	30.669	27.561	27.203	1:25.433
6	28.563	19.704	25.680	1:13.947

No.44 Abbasse Anthony

Laps	Sector 1	Sector 2	Sector 3	Lap Time
1	41.199	27.318	32.095	1:40.612
2	38.636	24.688	29.283	1:32.607
3	34.490	22.458	30.262	1:27.210
4	32.609	21.274	27.063	1:20.946
5	30.252	20.694	25.868	1:16.814
6	28.640	19.654	25.126	1:13.420

No.48 Torsellini Mirko

Laps	Sector 1	Sector 2	Sector 3	Lap Time
1	33.828	24.213	27.217	1:25.258
2	32.284	22.329	25.914	1:20.527
3	31.793	22.133	26.644	1:20.570
4	31.999	22.174	26.985	1:21.158
5	31.957	22.195	26.107	1:20.259

Laps	Sector 1	Sector 2	Sector 3	Lap Time
No.49 Camponeschi Flavio				
1	39.434	24.722	28.819	1:32.975
2	32.289	22.423	26.797	1:21.509
3	31.457	22.022	26.202	1:19.681
4	31.353	21.926	25.976	1:19.255

Laps	Sector 1	Sector 2	Sector 3	Lap Time
No.50 Dreezen Rick				
1	37.993	24.444	29.696	1:32.133
2	33.467	23.048	30.523	1:27.038
3	31.391	21.555	27.207	1:20.153
4	30.252	21.315	27.301	1:18.868
5	29.866	20.700	25.972	1:16.538
6	28.852	19.973	25.823	1:14.648

Laps	Sector 1	Sector 2	Sector 3	Lap Time
No.51 Ardigo Marco				
1	32.516	22.058	26.097	1:20.671
2	31.607	22.368	26.146	1:20.121
3	2:27.610	22.145	25.811	3:15.566
4	31.545	21.558	25.988	1:19.091
5	30.865	21.261	25.511	1:17.637