


KZ
KZ
Qualifying Heat 2 (QH2)
Document 11.2
Results

Subject to scrutineering & sporting investigations

Rnk	No.	Entrant	Nat	Driver	Nat	Equipment	Laps	Gap	Interv.	Best Lap	Points
1	31	CRG SpA	ITA	Lennox Lamb, Jordon	GBR	CRG / Parilla / B'stone	12			51.438	0
2	34	ART Grand Prix Srl	ITA	Leclerc, Charles	MCO	ART GP / TM / B'stone	12	1.918	1.918	51.647	2
3	26	Sodikart	FRA	Abbasse, Anthony	FRA	Sodi / TM / B'stone	12	2.276	0.358	51.611	3
4	23	Tony Kart Racing Team	ITA	Ardigo, Marco	ITA	Tony Kart / Vortex / B'stone	12	2.566	0.290	51.633	4
5	22	CRG Holland	NLD	Pex, Jorrit	NLD	CRG / TM / B'stone	12	3.521	0.955	51.674	5
6	7	CRG SpA	ITA	Thonon, Jonathan	BEL	CRG / Maxter / B'stone	12	3.901	0.380	51.656	6
7	3	ART Grand Prix Srl	ITA	Hanley, Ben	GBR	ART GP / TM / B'stone	12	4.696	0.795	51.788	7
8	37	Birel Motorsport	ITA	Toninelli, Roberto	ITA	Birel / TM / B'stone	12	5.503	0.807	51.794	8
9	29	Maranello Kart	ITA	De Brabander, Yannick	BEL	Maranello / TM / B'stone	12	5.903	0.400	51.708	9
10	27	Tony Kart Racing Team	ITA	Dreezen, Rick	BEL	Tony Kart / Vortex / B'stone	12	6.556	0.653	51.966	10
11	32	Tony Kart Racing Team	ITA	Camponeschi, Flavio	ITA	Tony Kart / Vortex / B'stone	12	6.771	0.215	51.902	11
12	33	AVG Racing	NLD	Davies, Dylan	NLD	First / TM / B'stone	12	8.623	1.852	51.971	12
13	20	Solgat Motorsport	DEU	Geurts, Verdi	NLD	Birel / TM / B'stone	12	9.047	0.424	51.980	13
14	11	DTK Racing Team Poland	POL	Fore, Davide	ITA	CRG / TM / B'stone	12	9.126	0.079	51.714	14
15	30	Tony Kart Racing Team	ITA	Torsellini, Mirko	ITA	Tony Kart / Vortex / B'stone	12	9.603	0.477	51.831	15
16	21	Ward Racing	SWE	Kokko, Henri	FIN	Tony Kart / Vortex / B'stone	12	10.878	1.275	52.087	16
17	35	Ward Racing	SWE	Fasberg, Andreas	DNK	Tony Kart / Vortex / B'stone	12	11.115	0.237	52.060	17
18	40	Energy Germany	DEU	Di Martino, Michele	DEU	Energy / TM / B'stone	12	11.465	0.350	52.037	18
19	18	CRG Holland	NLD	Van Der Raad, Sinan	NLD	CRG / TM / B'stone	12	12.210	0.745	51.934	19
20	39	Kievitsbosch, Arjan	NLD	Kievitsbosch, Arjan	NLD	RK / Modena Engines / B'stone	12	14.582	2.372	51.870	20
21	25	Gazzurelli, Gianni	FRA	Gazzurelli, Gianni	FRA	FA Kart / Vortex / B'stone	12	15.446	0.864	52.231	21
22	2	Birel Motorsport	ITA	De Conto, Paolo	ITA	Birel / TM / B'stone	8	4 Laps	4 Laps	51.613	22
23	38	Comer	ITA	Cesetti, Sauro	ITA	Top Kart / TM / B'stone	1	11 Laps	7 Laps	56.775	23
24	24	CRG SpA	ITA	Verstappen, Max	NLD	CRG / TM / B'stone	0	12 Laps	1 Lap		24

Not Classified

	1	Intrepid Driver Program	ITA	Lammers, Bas	NLD	Intrepid / TM / B'stone		Excluded		51.658	27
--	---	-------------------------	-----	---------------------	-----	-------------------------	--	-----------------	--	--------	-----------

No.1 Lammers, Bas : Excluded for weight. Art 12 and 2.4.2 CIK Technical Regulations. According to Stewards' Decision No.57.

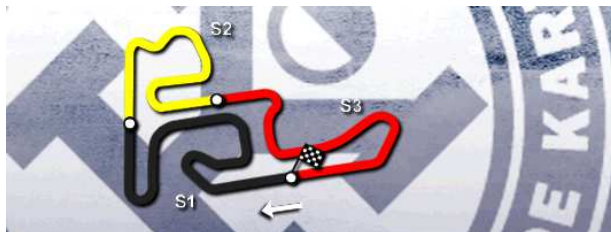
Leaders : No.22 Pex, Jorrit (1-3) / No.31 Lennox Lamb, Jordon (4-12)

Start Time : 29/06 - 15:21:41

Best Lap : No.31 Lennox Lamb, Jordon 51.438 95.18 Kph

Weather : Slightly cloudy Air : 17°C Track : Dry

Event Record : No.24 Verstappen, Max 51.385 95.28 Kph



DOCUMENT N° 57
DÉCISION DES COMMISSAIRES SPORTIFS
STEWARDS' DECISION

PÉNALITÉ INFLIGÉE AU CONCURRENT (NOM) : **Intrepid Driver Program**
PENALTY INFLICTED UPON THE ENTRANT (NAME):

NATIONALITÉ / NATIONALITY: **ITA**

N°: **1** PILOTE : **Lammers, Bas**
No.: *DRIVER:*

Concerne la partie de l'Épreuve : **KZ - Qualifying Heat 2**
Concerns the part of the event:

ÉNONCÉ / STATEMENT:
Exclusion from Heat 2

MOTIF / REASON:
After the session concerned, the kart was checked under the weight (reported by Scrutineer/Technical Delegate). Having considered the report from Technical Delegate and after hearing the Entrant concerned, the Stewards assess this fact contravenes art 12 and 2.4.2 CIK Technical Regulations. The Stewards decided in application of regulations for CIK Weighing Procedure - part f) and art 153 & 154 FIA International Sporting Code.

Décision annoncée Date / Date: **29/06/2013** Heure / Time: **15:58**
Decision announced

Nom / Name Signature

Président du Collège / *Chairman of the Panel:*
Horst SEIDEL (DEU) :

Membres du Collège / *Members of the Panel:*
Jaakko MARKULA (FIN) :

Philippe LACKMAN (BEL) :

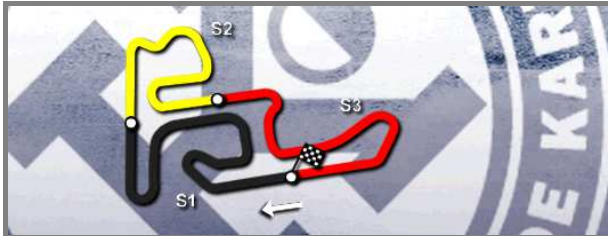
NOTIFICATION AU CONCURRENT CONCERNÉ / NOTIFICATION TO THE RELEVANT ENTRANT

Je soussigné :
I undersigned: Nom personnel / *personal name*

Représentant du Concurrent : **Intrepid Driver Program**
Representing the Entrant: Nom du Concurrent / *Entrant's name*

Certifie avoir reçu notification du document N° **57** des Commissaires Sportifs de l'Épreuve.
Certify that I have been notified of document No. *by the Stewards of the Meeting.*

Date : Heure / Time: Signature :



Genk 26 - 30.06.2013



KZ



CIK-FIA European Championship (Rd2)

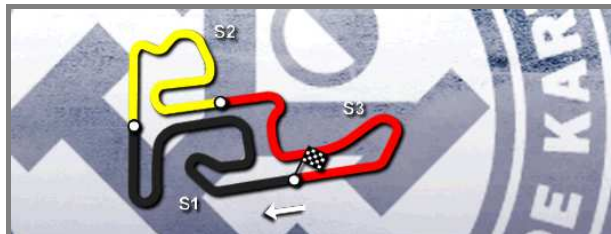
KZ

Qualifying Heat 2 (QH2)

Lap Chart

For information purposes. No official / regulatory value

	1	2	3	4	5	6	7	8	9	10	11	12	13	14	15	16	17	18	19	20	21	22	23	24	25
Grid	24	22	31	26	7	34	11	27	2	23	3	1	37	32	30	29	20	33	40	38	21	35	18	39	25
Start	22	24	31	26	34	7	27	23	3	1	2	37	11	32	29	33	38	20	30	18	40	35	39	25	21
Lap 1 Interval	22	31 0.2	34 0.2	23 0.5	26 0.2	3 0.5	7 0.3	1 0.1	27 0.2	32 0.6	37 0.2	33 0.7	29 0.0	20 0.0	38 0.1	39 0.1	21 0.6	30 0.4	35 0.1	40 0.3	25 0.1	18 0.1	11 0.0	2 12.6	
Lap 2	22	34 0.3	31 0.2	23 0.0	26 0.1	3 0.5	1 0.5	7 0.2	27 0.4	32 0.1	37 0.2	29 0.9	20 0.4	33 0.5	21 0.5	35 0.4	30 0.1	40 0.2	11 0.8	18 0.6	25 0.0	39 1.1	2 9.7		
Lap 3	22	31 0.2	34 0.2	26 0.3	23 0.2	3 0.1	1 0.0	7 0.4	27 0.6	37 0.4	32 0.1	29 0.5	20 0.6	33 0.5	21 0.5	35 0.4	30 0.1	40 0.3	11 0.2	18 1.1	25 0.4	39 0.7	2 9.2		
Lap 4	31	34 0.5	26 0.4	22 0.1	23 0.0	3 0.0	1 0.1	7 0.2	27 0.8	37 0.2	32 0.3	29 0.2	20 0.9	33 0.4	21 0.7	35 0.4	30 0.2	11 0.0	40 0.3	18 1.3	25 0.3	39 0.7	2 8.8		
Lap 5	31	34 0.6	26 0.5	23 0.2	3 0.3	22 0.4	1 0.2	7 0.1	27 0.2	37 0.1	29 0.6	32 0.1	33 1.4	20 0.3	21 0.2	30 0.5	35 0.3	11 0.0	40 0.2	18 1.0	25 0.6	39 0.2	2 8.6		
Lap 6	31	34 0.8	26 0.4	23 0.2	3 0.4	22 0.4	7 0.4	1 0.1	37 0.3	27 0.2	29 0.2	32 0.2	33 1.6	20 0.4	21 0.2	30 0.2	11 0.3	35 0.6	40 0.1	18 0.6	25 0.9	39 0.1	2 8.1		
Lap 7	31	34 1.0	26 0.3	23 0.3	3 0.5	22 0.3	7 0.5	1 0.2	37 0.2	29 0.4	27 0.2	32 0.1	33 1.5	20 0.5	21 0.3	30 0.0	11 0.1	35 0.9	40 0.2	18 0.6	25 1.4	39 0.5	2 6.8		
Lap 8	31	34 1.2	26 0.3	23 0.3	3 0.6	22 0.2	7 0.4	1 0.3	37 0.3	29 0.3	27 0.5	32 0.1	33 1.5	20 0.5	21 0.4	11 0.3	30 0.2	35 0.8	40 0.2	18 0.5	25 1.7	39 0.1	2 6.5		
Lap 9	31	34 1.3	26 0.3	23 0.3	3 0.7	22 0.1	7 0.3	1 0.4	37 0.4	29 0.2	27 0.7	32 0.1	33 1.6	20 0.5	21 0.5	11 0.0	30 0.2	35 0.8	40 0.3	18 0.5	39 2.0	25 0.3			
Lap 10	31	34 1.6	26 0.3	23 0.2	22 0.9	3 0.3	7 0.0	1 0.3	37 0.6	29 0.1	27 0.9	32 0.2	33 1.7	20 0.4	11 0.3	30 0.5	21 0.4	35 0.4	40 0.3	18 0.6	39 2.1	25 0.4			
Lap 11	31	34 1.9	26 0.3	23 0.2	22 1.0	7 0.3	1 0.4	3 0.1	37 0.5	29 0.2	27 1.0	32 0.1	33 1.8	20 0.4	11 0.2	30 0.5	21 0.7	35 0.4	40 0.4	18 0.6	39 2.2	25 0.6			
Lap 12	31	34 1.9	26 0.3	23 0.2	22 0.9	7 0.3	1 0.4	3 0.3	37 0.8	29 0.4	27 0.6	32 0.2	33 1.8	20 0.4	11 0.0	30 0.4	21 1.2	35 0.2	40 0.3	18 0.7	39 2.3	25 0.8			



KZ

Qualifying Heat 2 (QH2)

Lap Time Analysis

For information purposes. No official / regulatory value

Laps	Sector 1	Sector 2	Sector 3	Lap Time
No.1 Lammers, Bas				
1	23.614	16.079	16.007	55.700
2	20.651	15.784	15.843	52.278
3	20.510	15.573	15.721	51.804
4	20.642	15.648	15.789	52.079
5	21.167	15.736	15.716	52.619
6	20.526	15.650	16.033	52.209
7	20.596	15.619	15.689	51.904
8	20.530	15.589	15.651	51.770
9	20.594	15.575	15.601	51.770
10	20.509	15.541	15.608	51.658
11	20.546	15.535	15.791	51.872
12	20.505	15.564	15.703	51.772

Laps	Sector 1	Sector 2	Sector 3	Lap Time
No.2 De Conto, Paolo				
1	40.271	16.299	16.012	1:12.582
2	20.733	15.682	15.743	52.158
3	20.569	15.563	15.660	51.792
4	20.529	15.465	15.728	51.722
5	20.457	15.493	15.665	51.615
6	20.531	15.451	15.631	51.613
7	20.478	15.512	15.651	51.641
8	20.473	15.552	15.657	51.682

Laps	Sector 1	Sector 2	Sector 3	Lap Time
No.3 Hanley, Ben				
1	23.253	16.000	16.033	55.286
2	20.600	15.732	15.805	52.137
3	20.617	15.715	15.967	52.299
4	20.590	15.626	15.835	52.051
5	20.811	15.578	15.750	52.139
6	20.517	15.562	15.736	51.815
7	20.514	15.556	15.718	51.788
8	20.573	15.526	15.709	51.808
9	20.523	15.615	15.716	51.854
10	20.887	15.555	15.792	52.234
11	20.787	15.618	15.998	52.403
12	20.629	15.625	15.724	51.978

Laps	Sector 1	Sector 2	Sector 3	Lap Time
No.7 Thonon, Jonathan				
1	23.927	16.160	16.005	56.092
2	20.690	16.089	15.854	52.633
3	20.644	15.705	15.710	52.059
4	20.520	15.588	15.698	51.806
5	21.135	15.729	15.721	52.585
6	20.502	15.674	15.740	51.916
7	20.573	15.566	15.609	51.748
8	20.475	15.551	15.630	51.656
9	20.536	15.566	15.599	51.701
10	20.523	15.597	15.639	51.759

Laps	Sector 1	Sector 2	Sector 3	Lap Time
11	20.573	15.586	15.624	51.783
12	20.509	15.569	15.665	51.743
No.11 Fore, Davide				
1	26.440	16.939	16.217	59.596
2	21.293	16.017	15.884	53.194
3	20.468	15.589	15.668	51.725
4	20.505	15.623	15.657	51.785
5	20.649	15.925	15.736	52.310
6	20.521	15.555	15.638	51.714
7	20.468	15.586	15.716	51.770
8	20.730	15.691	15.740	52.161
9	20.583	15.595	15.770	51.948
10	20.587	15.633	15.644	51.864
11	20.539	15.574	15.688	51.801
12	20.569	15.652	15.693	51.914

Laps	Sector 1	Sector 2	Sector 3	Lap Time
No.18 Van Der Raad, Sinan				
1	25.556	16.884	16.346	58.786
2	21.539	16.247	16.120	53.906
3	20.673	15.693	15.835	52.201
4	20.805	15.695	15.815	52.315
5	20.595	15.606	15.746	51.947
6	20.596	15.592	15.746	51.934
7	20.643	15.690	15.729	52.062
8	20.676	15.652	15.751	52.079
9	20.711	15.734	15.770	52.215
10	20.737	15.689	15.803	52.229
11	20.737	15.732	15.784	52.253
12	20.649	15.720	15.810	52.179

Laps	Sector 1	Sector 2	Sector 3	Lap Time
No.20 Geurts, Verdi				
1	23.883	16.458	16.283	56.624
2	21.081	15.862	15.845	52.788
3	20.706	15.669	15.795	52.170
4	20.647	15.672	15.822	52.141
5	21.305	15.834	15.813	52.952
6	20.645	15.587	15.927	52.159
7	20.580	15.644	15.756	51.980
8	20.579	15.674	15.804	52.057
9	20.661	15.662	15.779	52.102
10	20.654	15.634	15.743	52.031
11	20.598	15.644	15.751	51.993
12	20.620	15.660	15.761	52.041

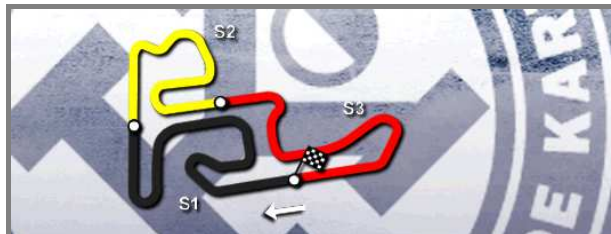
Laps	Sector 1	Sector 2	Sector 3	Lap Time
No.21 Kokko, Henri				
1	24.578	16.327	16.073	56.978
2	21.150	15.928	15.886	52.964
3	20.634	15.681	15.846	52.161
4	20.674	15.663	15.856	52.193

Laps	Sector 1	Sector 2	Sector 3	Lap Time
5	20.617	15.685	15.802	52.104
6	20.668	15.618	15.801	52.087
7	20.633	15.682	15.810	52.125
8	20.602	15.666	15.829	52.097
9	20.700	15.670	15.849	52.219
10	20.897	16.100	15.832	52.829
11	20.672	15.674	15.847	52.193
12	20.733	15.727	15.889	52.349

Laps	Sector 1	Sector 2	Sector 3	Lap Time
No.22 Pex, Jorrit				
1	22.779	16.034	15.971	54.784
2	20.877	15.817	15.873	52.567
3	20.754	15.740	15.847	52.341
4	20.726	16.020	16.534	53.280
5	21.219	15.697	15.691	52.607
6	20.572	15.619	15.659	51.850
7	20.454	15.565	15.655	51.674
8	20.509	15.547	15.640	51.696
9	20.498	15.612	15.672	51.782
10	20.539	15.585	15.670	51.794
11	20.525	15.590	15.675	51.790
12	20.471	15.578	15.670	51.719

Laps	Sector 1	Sector 2	Sector 3	Lap Time
No.23 Ardigo, Marco				
1	22.940	15.913	15.829	54.682
2	20.737	15.740	15.819	52.296
3	20.728	15.857	16.207	52.792
4	20.545	15.590	16.026	52.161
5	20.599	15.610	15.670	51.879
6	20.435	15.546	15.652	51.633
7	20.481	15.514	15.705	51.700
8	20.518	15.588	15.641	51.747
9	20.512	15.579	15.652	51.743
10	20.524	15.553	15.622	51.699
11	20.546	15.535	15.641	51.722
12	20.558	15.599	15.657	51.814

Laps	Sector 1	Sector 2	Sector 3	Lap Time
No.25 Gazzurelli, Gianni				
1	25.083	16.756	16.367	58.206
2	21.407	16.026	16.690	54.123
3	20.991	15.745	15.821	52.557
4	20.661	15.734	15.840	52.235
5	20.785	15.734	15.771	52.290
6	20.745	15.656	15.830	52.231
7	20.887	15.768	15.853	52.508
8	20.804	15.728	15.862	52.394
9	21.183	15.788	15.865	52.836
10	20.752	15.786	15.873	52.411
11	20.832	15.824	15.898	52.554
12	20.780	15.822	15.964	52.566



KZ

Qualifying Heat 2 (QH2)

Lap Time Analysis

For information purposes. No official / regulatory value

Laps	Sector 1	Sector 2	Sector 3	Lap Time
No.26 Abbasse, Anthony				
1	23.836	15.881	15.825	55.542
2	20.694	15.685	15.810	52.189
3	20.735	15.811	15.871	52.417
4	20.535	15.610	16.107	52.252
5	20.559	15.552	15.645	51.756
6	20.494	15.495	15.665	51.654
7	20.465	15.489	15.657	51.611
8	20.524	15.526	15.653	51.703
9	20.529	15.574	15.676	51.779
10	20.529	15.537	15.680	51.746
11	20.536	15.535	15.684	51.755
12	20.572	15.536	15.679	51.787

Laps	Sector 1	Sector 2	Sector 3	Lap Time
No.27 Dreezen, Rick				
1	24.143	16.164	15.993	56.300
2	20.934	15.862	15.819	52.615
3	20.708	15.727	15.843	52.278
4	20.602	15.705	15.769	52.076
5	20.622	15.641	15.730	51.993
6	20.629	16.002	15.718	52.349
7	20.598	16.019	15.738	52.355
8	20.615	15.665	15.686	51.966
9	20.606	15.674	15.710	51.990
10	20.623	15.687	15.703	52.013
11	20.634	15.642	15.702	51.978
12	20.622	15.669	15.721	52.012

Laps	Sector 1	Sector 2	Sector 3	Lap Time
No.29 De Brabander, Yannick				
1	23.384	16.766	16.592	56.742
2	20.836	15.771	15.757	52.364
3	20.584	15.666	15.766	52.016
4	20.518	15.590	15.681	51.789
5	20.526	15.600	15.835	51.961
6	20.466	15.582	15.731	51.779
7	20.514	15.639	15.678	51.831
8	20.471	15.571	15.666	51.708
9	20.490	15.595	15.671	51.756
10	20.532	15.602	15.672	51.806
11	20.551	15.635	15.745	51.931
12	20.582	15.678	16.127	52.387

Laps	Sector 1	Sector 2	Sector 3	Lap Time
No.30 Torsellini, Mirko				
1	25.198	16.683	16.056	57.937
2	20.878	15.975	16.248	53.101
3	20.738	15.721	15.706	52.165
4	20.662	15.725	15.893	52.280
5	20.580	15.679	15.716	51.975
6	20.522	15.624	15.685	51.831

Laps	Sector 1	Sector 2	Sector 3	Lap Time
7	20.537	15.669	15.704	51.910
8	20.780	15.721	16.043	52.544
9	20.636	15.662	15.686	51.984
10	20.697	15.786	15.645	52.128
11	20.584	15.566	15.687	51.837
12	20.558	15.597	15.686	51.841

Laps	Sector 1	Sector 2	Sector 3	Lap Time
No.31 Lennox Lamb, Jordon				
1	22.813	15.931	15.880	54.624
2	20.853	15.813	16.301	52.967
3	20.561	15.746	15.718	52.025
4	20.561	15.616	15.728	51.905
5	20.376	15.491	15.635	51.502
6	20.464	15.509	15.655	51.628
7	20.433	15.418	15.587	51.438
8	20.412	15.472	15.661	51.545
9	20.449	15.483	15.635	51.567
10	20.412	15.484	15.629	51.525
11	20.432	15.419	15.598	51.449
12	20.484	15.600	15.742	51.826

Laps	Sector 1	Sector 2	Sector 3	Lap Time
No.32 Camponeschi, Flavio				
1	23.559	16.594	15.998	56.151
2	20.689	15.710	15.795	52.194
3	20.676	15.705	16.296	52.677
4	20.641	15.669	15.733	52.043
5	20.598	15.676	16.098	52.372
6	20.616	15.599	15.687	51.902
7	20.536	15.742	15.722	52.000
8	20.677	15.631	15.714	52.022
9	20.615	15.662	15.708	51.985
10	20.681	15.656	15.729	52.066
11	20.599	15.608	15.734	51.941
12	20.635	15.626	15.768	52.029

Laps	Sector 1	Sector 2	Sector 3	Lap Time
No.33 Davies, Dylan				
1	23.468	16.689	16.466	56.623
2	21.625	15.909	15.899	53.433
3	20.732	15.653	15.775	52.160
4	20.612	15.611	15.774	51.997
5	20.686	15.654	15.800	52.140
6	20.640	15.645	15.771	52.056
7	20.585	15.611	15.775	51.971
8	20.604	15.621	15.768	51.993
9	20.670	15.639	15.795	52.104
10	20.678	15.667	15.769	52.114
11	20.664	15.583	15.767	52.014
12	20.639	15.627	15.810	52.076

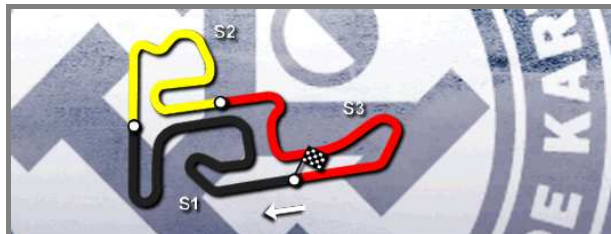
Laps	Sector 1	Sector 2	Sector 3	Lap Time
No.34 Leclerc, Charles				
1	22.735	15.892	15.916	54.543
2	20.781	15.821	15.891	52.493
3	20.707	16.029	15.831	52.567
4	20.564	15.722	15.834	52.120
5	20.466	15.533	15.687	51.686
6	20.497	15.567	15.720	51.784
7	20.468	15.510	15.669	51.647
8	20.496	15.542	15.693	51.731
9	20.516	15.524	15.678	51.718
10	20.511	15.566	15.682	51.759
11	20.546	15.556	15.693	51.795
12	20.526	15.519	15.728	51.773

Laps	Sector 1	Sector 2	Sector 3	Lap Time
No.35 Fasberg, Andreas				
1	24.938	16.791	16.334	58.063
2	20.825	15.951	16.042	52.818
3	20.619	15.745	15.781	52.145
4	20.645	15.740	15.804	52.189
5	20.697	16.014	15.863	52.574
6	20.879	15.732	15.782	52.393
7	20.621	15.712	15.779	52.112
8	20.678	15.696	15.828	52.202
9	20.613	15.666	15.781	52.060
10	20.649	15.716	15.746	52.111
11	20.647	15.692	15.804	52.143
12	20.645	15.710	15.829	52.184

Laps	Sector 1	Sector 2	Sector 3	Lap Time
No.37 Toninelli, Roberto				
1	23.781	16.748	16.074	56.603
2	20.685	15.712	15.770	52.167
3	20.585	15.691	15.986	52.262
4	20.533	15.603	15.715	51.851
5	20.626	15.589	15.746	51.961
6	20.571	15.670	15.708	51.949
7	20.503	15.596	15.700	51.799
8	20.537	15.602	15.728	51.867
9	20.513	15.564	15.717	51.794
10	20.539	15.639	15.731	51.909
11	20.516	15.638	15.748	51.902
12	20.622	15.695	15.890	52.207

Laps	Sector 1	Sector 2	Sector 3	Lap Time
No.38 Cesetti, Sauro				
1	24.086	16.431	16.258	56.775

Laps	Sector 1	Sector 2	Sector 3	Lap Time
No.39 Kievitsbosch, Arjan				
1	23.991	16.296	16.223	56.510
2	24.579	16.490	16.026	57.095
3	20.827	15.656	15.750	52.233
4	20.638	15.713	15.811	52.162



KZ

Qualifying Heat 2 (QH2)

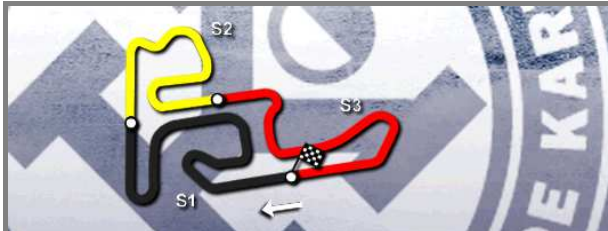
Lap Time Analysis

For information purposes. No official / regulatory value

Laps	Sector 1	Sector 2	Sector 3	Lap Time
5	20.548	15.567	15.755	51.870
6	20.641	15.624	15.848	52.113
7	21.376	15.748	15.728	52.852
8	20.640	15.628	15.771	52.039
9	20.872	15.667	15.835	52.374
10	20.719	15.743	15.808	52.270
11	20.792	15.721	15.847	52.360
12	20.774	15.707	15.862	52.343

No.40 Di Martino, Michele

1	25.363	16.754	16.337	58.454
2	21.005	15.861	15.877	52.743
3	20.735	15.758	15.772	52.265
4	20.674	16.001	15.744	52.419
5	20.632	15.811	15.761	52.204
6	20.737	15.718	15.839	52.294
7	20.688	15.634	15.826	52.148
8	20.688	15.670	15.815	52.173
9	20.729	15.692	15.782	52.203
10	20.728	15.599	15.815	52.142
11	20.746	15.757	15.761	52.264
12	20.668	15.599	15.770	52.037



Genk 26 - 30.06.2013



KZ



CIK-FIA European Championship (Rd2)

KZ

Qualifying Heat 2 (QH2)

Document 8

Starting Grid

Subject to scrutineering & sporting investigations

25	Gazzurelli, Gianni FA Kart / Vortex / B'stone		13	39	Kievitsbosch, Arjan RK / Modena Engines / B'stone	
18	Van Der Raad, Sinan CRG / TM / B'stone		12	35	Fasberg, Andreas Tony Kart / Vortex / B'stone	
21	Kokko, Henri Tony Kart / Vortex / B'stone		11	38	Cesetti, Sauro Top Kart / TM / B'stone	
40	Di Martino, Michele Energy / TM / B'stone		10	33	Davies, Dylan First / TM / B'stone	
20	Geurts, Verdi Birel / TM / B'stone		9	29	De Brabander, Yannick Maranello / TM / B'stone	
30	Torsellini, Mirko Tony Kart / Vortex / B'stone		8	32	Camponeschi, Flavio Tony Kart / Vortex / B'stone	
37	Toninelli, Roberto Birel / TM / B'stone		7	1	Lammers, Bas Intrepid / TM / B'stone	
3	Hanley, Ben ART GP / TM / B'stone		6	23	Ardigo, Marco Tony Kart / Vortex / B'stone	
2	De Conto, Paolo Birel / TM / B'stone		5	27	Dreezen, Rick Tony Kart / Vortex / B'stone	
11	Fore, Davide CRG / TM / B'stone		4	34	Leclerc, Charles ART GP / TM / B'stone	
7	Thonon, Jonathan CRG / Maxter / B'stone		3	26	Abbasse, Anthony Sodi / TM / B'stone	
31	Lennox Lamb, Jordon CRG / Parilla / B'stone		2	22	Pex, Jorrit CRG / TM / B'stone	
24	Verstappen, Max CRG / TM / B'stone		1			

POLE POSITION



Start : 29/06 - 15:20 12 Laps = 16.320 Km

Genk (BEL) 27-30/06/2013

Timing by Apex Timing