



KZ2

Free Practice 2 (FP2)

Document 3

Results

Subject to scrutineering & sporting investigations

Rnk	No.	Entrant	Nat	Driver	Nat	Equipment	Sector 1	Sector 2	Sector 3	Time	Gap	Laps
1	106	Art Grand Prix	ITA	Hanley Benjamin	GBR	Art Gp / Tm / Bridg	16.376	12.339	18.025	46.740		10
2	110	Crg Spa	ITA	Verstappen Max	NLD	Crg / Tm / Bridg	16.356	12.335	18.111	46.802	0.062	14
3	107	Art Grand Prix	ITA	Leclerc Charles	MCO	Art Gp / Tm / Bridg	16.484	12.354	18.104	46.942	0.202	12
4	112	Dr Racing Kart	ITA	Negro Riccardo	ITA	Dr / Tm / Bridg	16.399	12.301	18.279	46.979	0.239	13
5	162	Gerber Team Corse	CHE	Bellanca Marco	CHE	Maranello / Tm / Bridg	16.488	12.442	18.148	47.078	0.338	11
6	118	Marcon Alessandro	ITA	Marcon Nicola	ITA	Tony Kart / Vortex / Bridg	16.551	12.395	18.153	47.099	0.359	12
7	140	Praga Kart Racing	ITA	Manetti Alessandro	ITA	Praga / Parilla / Bridg	16.539	12.412	18.153	47.104	0.364	9
8	113	Bernardotto Enrico	ITA	Bernardotto Enrico	ITA	Maranello / Tm / Bridg	16.540	12.388	18.198	47.126	0.386	11
9	161	Dr Racing Kart	ITA	Dugaesescu David	ROU	Dr / Tm / Bridg	16.618	12.452	18.262	47.332	0.592	15
10	153	Praga Kart Racing	ITA	Maxa Radim	CZE	Praga / Parilla / Bridg	16.524	12.457	18.384	47.365	0.625	13
11	160	Gp Racing	ITA	Ronzano Loris Mattia	ITA	Gp Racing / Tm / Bridg	16.633	12.404	18.343	47.380	0.640	6
12	166	Berber Kart Racing Club	CHE	Reinhard Andre	CHE	Crg / Tm / Bridg	16.611	12.444	18.426	47.481	0.741	11
13	114	Dr Racing Kart	ITA	Di Silvestre Moreno	ITA	Dr / Tm / Bridg	16.712	12.453	18.508	47.673	0.933	15
14	167	Freimann Marc	CHE	Freimann Marc	CHE	Tony Kart / Vortex / Bridg	17.131	12.591	18.462	48.184	1.444	10
15	163	Jesolo Team Russia	RUS	Kurakin Vladislav	RUS	Jesolo / Tm / Bridg	17.032	12.733	18.670	48.435	1.695	4
16	164	Jesolo Team Russia	RUS	Valiullin Murat	RUS	Jesolo / Tm / Bridg	17.082	12.751	18.671	48.504	1.764	16

Start Time : 12/07 - 12:00:01

Best Lap : No.106 Hanley Benjamin

46.740

96,73 Kph

Weather : Sunny Air : 24°C Track : Dry






KZ2

Free Practice 2 (FP2)
Best Sectors Analysis

For information purposes. No official / regulatory value

S1			S2			S3		
Rnk	No.	Time	Rnk	No.	Time	Rnk	No.	Time
1	106	16.352	1	106	12.270	1	106	18.025
2	110	16.356	2	107	12.296	2	107	18.060
3	112	16.399	3	112	12.301	3	110	18.100
4	107	16.470	4	110	12.304	4	118	18.134
5	162	16.488	5	162	12.329	5	112	18.144
6	153	16.524	6	140	12.371	6	162	18.148
7	140	16.539	7	153	12.380	7	140	18.153
8	113	16.540	8	113	12.388	8	113	18.198
9	161	16.549	9	118	12.395	9	161	18.245
10	118	16.551	10	160	12.404	10	166	18.314
11	166	16.611	11	166	12.444	11	160	18.343
12	160	16.633	12	161	12.452	12	153	18.379
13	114	16.663	13	114	12.453	13	167	18.462
14	163	16.883	14	167	12.591	14	114	18.487
15	167	16.933	15	163	12.730	15	163	18.670
16	164	16.988	16	164	12.751	16	164	18.671

Ideal Lap Times									
Rnk	No.	Driver	Nat	Ideal Lap	Best Lap	Diff.			
1	106	Hanley Benjamin		46.647	46.740	0.093			
2	110	Verstappen Max		46.760	46.802	0.042			
3	107	Leclerc Charles		46.826	46.942	0.116			
4	112	Negro Riccardo		46.844	46.979	0.135			
5	162	Bellanca Marco		46.965	47.078	0.113			
6	140	Manetti Alessandro		47.063	47.104	0.041			
7	118	Marcon Nicola		47.080	47.099	0.019			
8	113	Bernardotto Enrico		47.126	47.126				
9	161	Dugaesescu David		47.246	47.332	0.086			
10	153	Maxa Radim		47.283	47.365	0.082			
11	166	Reinhard Andre		47.369	47.481	0.112			
12	160	Ronzano Loris Mattia		47.380	47.380				
13	114	Di Silvestre Moreno		47.603	47.673	0.070			
14	167	Freimann Marc		47.986	48.184	0.198			
15	163	Kurakin Vladislav		48.283	48.435	0.152			
16	164	Valiullin Murat		48.410	48.504	0.094			



KZ2

Free Practice 2 (FP2)

Lap Time Analysis

For information purposes. No official / regulatory value

Laps	Sector 1	Sector 2	Sector 3	Lap Time
No.106 Hanley Benjamin				
1	17.733	13.115	18.936	49.784
2	17.097	12.539	18.346	47.982
3	16.558	12.398	18.255	47.211
4	16.420	12.289	18.075	46.784
5	16.402	12.335	18.067	46.804
6	16.352	12.270	19.793	48.415
7	16.406	12.378	18.422	47.206
8	1:16.693	13.109	18.321	1:48.123
9	16.424	12.354	18.039	46.817
10	16.376	12.339	18.025	46.740

Laps	Sector 1	Sector 2	Sector 3	Lap Time
No.107 Leclerc Charles				
1	21.447	16.166	21.319	58.932
2	18.442	14.950	21.060	54.452
3	17.424	13.873	18.838	50.135
4	16.578	12.350	18.253	47.181
5	16.484	12.354	18.104	46.942
6	16.625	12.318	18.060	47.003
7	16.621	12.378	18.161	47.160
8	16.606	12.296	18.200	47.102
9	2:37.405	12.569	18.077	3:08.051
10	16.470	12.335	18.137	46.942
11	16.499	12.302	18.152	46.953
12	16.540	12.363	18.152	47.055

Laps	Sector 1	Sector 2	Sector 3	Lap Time
No.110 Verstappen Max				
1	18.732	13.252	19.145	51.129
2	17.293	12.639	18.558	48.490
3	16.826	12.542	18.366	47.734
4	16.787	12.445	18.349	47.581
5	16.660	12.487	18.284	47.431
6	16.739	12.398	18.373	47.510
7	1:37.738	12.939	18.634	2:09.311
8	16.542	12.399	18.147	47.088
9	16.426	12.313	18.171	46.910
10	16.449	12.304	18.100	46.853
11	16.601	12.352	18.120	47.073
12	2:13.975	12.816	19.479	2:46.270
13	16.382	12.373	18.208	46.963
14	16.356	12.335	18.111	46.802

Laps	Sector 1	Sector 2	Sector 3	Lap Time
No.112 Negro Riccardo				
1	17.947	13.342	18.810	50.099
2	17.012	12.716	18.692	48.420
3	16.811	12.573	18.567	47.951
4	16.767	12.497	18.462	47.726
5	2:16.436	13.006	18.451	2:47.893
6	16.622	12.421	18.240	47.283

Laps	Sector 1	Sector 2	Sector 3	Lap Time
7	16.399	12.301	18.279	46.979
8	16.422	12.388	18.218	47.028
9	16.579	12.379	18.221	47.179
10	16.521	12.316	18.224	47.061
11	1:26.371	12.373	18.158	1:56.902
12	16.508	12.331	18.144	46.983
13	16.561	12.356	18.470	47.387

Laps	Sector 1	Sector 2	Sector 3	Lap Time
No.113 Bernardotto Enrico				
1	16.813	12.525	18.418	47.756
2	16.751	12.473	18.521	47.745
3	16.600	12.480	18.356	47.436
4	16.561	12.447	18.904	47.912
5	16.711	12.409	18.362	47.482
6	16.587	12.406	18.320	47.313
7	16.658	12.484	18.910	48.052
8	2:43.498	12.580	18.247	3:14.325
9	16.540	12.388	18.198	47.126
10	16.622	12.435	18.351	47.408
11	16.575	12.392	18.351	47.318

Laps	Sector 1	Sector 2	Sector 3	Lap Time
No.114 Di Silvestre Moreno				
1	17.486	12.779	18.800	49.065
2	17.058	12.667	18.694	48.419
3	16.916	12.702	18.546	48.164
4	16.858	12.603	18.606	48.067
5	16.903	12.628	18.803	48.334
6	16.839	12.605	18.550	47.994
7	16.712	12.453	18.508	47.673
8	16.729	12.605	18.767	48.101
9	1:47.523	12.616	18.548	2:18.687
10	16.663	12.604	20.220	49.487
11	16.704	12.647	18.523	47.874
12	16.665	12.492	18.528	47.685
13	16.751	12.634	18.487	47.872
14	16.747	12.583	18.502	47.832
15	16.804	12.494	18.548	47.846

Laps	Sector 1	Sector 2	Sector 3	Lap Time
No.118 Marcon Nicola				
1	17.987	12.878	18.801	49.666
2	17.118	12.581	18.493	48.192
3	16.895	12.599	18.524	48.018
4	4:00.314	12.826	18.508	4:31.648
5	16.872	12.581	18.271	47.724
6	16.625	12.445	18.259	47.329
7	16.551	12.395	18.153	47.099
8	16.587	12.418	18.275	47.280
9	16.641	15.164	19.215	51.020
10	16.618	12.432	18.134	47.184
11	16.626	12.430	18.204	47.260

Laps	Sector 1	Sector 2	Sector 3	Lap Time
12	16.668	12.550	18.413	47.631

Laps	Sector 1	Sector 2	Sector 3	Lap Time
No.140 Manetti Alessandro				
1	17.852	12.806	18.436	49.094
2	16.971	12.529	18.440	47.940
3	16.796	12.505	18.405	47.706
4	16.703	12.452	18.222	47.377
5	16.600	12.453	18.235	47.288
6	4:48.269	12.674	18.489	5:19.432
7	16.639	12.371	18.249	47.259
8	16.539	12.412	18.153	47.104
9	16.555	12.603	18.996	48.154

Laps	Sector 1	Sector 2	Sector 3	Lap Time
No.153 Maxa Radim				
1	17.904	13.333	18.865	50.102
2	17.003	12.655	18.697	48.355
3	17.001	12.482	18.640	48.123
4	16.827	12.549	18.606	47.982
5	1:05.884	12.460	18.533	1:36.877
6	16.708	12.467	18.379	47.554
7	16.524	12.457	18.384	47.365
8	16.649	12.380	18.442	47.471
9	3:08.329	12.628	18.391	3:39.348
10	16.545	12.435	18.458	47.438
11	16.597	12.401	18.415	47.413
12	16.650	15.983	18.751	51.384
13	16.530	12.428	18.450	47.408

Laps	Sector 1	Sector 2	Sector 3	Lap Time
No.160 Ronzano Loris Mattia				
1	22.004	15.978	24.651	1:02.633
2	20.884	14.098	19.081	54.063
3	16.969	12.838	18.557	48.364
4	16.686	12.491	18.464	47.641
5	16.743	12.464	18.469	47.676
6	16.633	12.404	18.343	47.380

Laps	Sector 1	Sector 2	Sector 3	Lap Time
No.161 Dugaescu David				
1	17.101	12.706	18.570	48.377
2	16.942	12.722	18.525	48.189
3	16.677	12.641	18.432	47.750
4	16.724	12.593	18.254	47.571
5	16.760	12.499	18.419	47.678
6	16.687	12.499	18.280	47.466
7	16.632	12.500	18.856	47.988
8	2:17.738	12.497	18.251	2:48.486
9	16.618	12.452	18.262	47.332
10	16.636	12.498	18.245	47.379
11	16.590	12.597	18.319	47.506
12	16.636	12.613	18.383	47.632
13	16.578	12.579	18.371	47.528



KZ2

Free Practice 2 (FP2)

Lap Time Analysis

For information purposes. No official / regulatory value

Laps	Sector 1	Sector 2	Sector 3	Lap Time
14	16.549	12.475	18.320	47.344
15	16.585	12.453	18.308	47.346

Laps	Sector 1	Sector 2	Sector 3	Lap Time
10	16.785	12.589	18.605	47.979
11	16.764	12.579	18.578	47.921

No.162 Bellanca Marco

1	18.167	12.865	19.740	50.772
2	16.852	12.604	18.484	47.940
3	16.688	12.571	18.462	47.721
4	16.866	12.449	18.265	47.580
5	16.615	12.425	18.215	47.255
6	16.549	12.431	18.237	47.217
7	16.541	12.329	18.225	47.095
8	16.594	12.373	18.990	47.957
9	4:43.366	13.077	18.581	5:15.024
10	16.624	12.424	18.561	47.609
11	16.488	12.442	18.148	47.078

No.167 Freimann Marc

1	18.026	12.990	18.953	49.969
2	17.336	12.861	20.124	50.321
3	17.156	12.825	18.554	48.535
4	17.067	12.695	18.684	48.446
5	17.085	12.693	18.586	48.364
6	17.084	15.836	22.528	55.448
7	17.131	12.591	18.462	48.184
8	17.029	12.627	18.543	48.199
9	1:22.275	12.718	18.729	1:53.722
10	16.933	12.649	18.723	48.305

No.163 Kurakin Vladislav

1	19.390	16.170	19.929	55.489
2	17.359	12.946	18.810	49.115
3	17.032	12.733	18.670	48.435
4	16.883	12.730	19.688	49.301

No.164 Valiullin Murat

1	17.918	13.127	19.272	50.317
2	17.720	13.072	19.136	49.928
3	17.555	12.962	18.919	49.436
4	17.272	12.946	19.156	49.374
5	17.361	12.848	19.112	49.321
6	17.245	12.799	18.948	48.992
7	17.178	12.816	19.240	49.234
8	17.134	13.008	18.915	49.057
9	17.085	12.965	20.677	50.727
10	17.290	12.793	18.979	49.062
11	1:41.087	13.114	19.112	2:13.313
12	17.039	13.785	19.024	49.848
13	17.152	12.894	22.781	52.827
14	17.082	12.751	18.671	48.504
15	17.105	12.853	19.004	48.962
16	16.988	12.792	18.751	48.531

No.166 Reinhard Andre

1	17.936	14.083	18.849	50.868
2	17.016	12.589	18.585	48.190
3	17.181	12.502	18.412	48.095
4	16.772	12.540	18.623	47.935
5	17.008	12.447	18.314	47.769
6	16.611	12.444	18.426	47.481
7	16.655	12.584	18.490	47.729
8	16.701	12.576	18.634	47.911
9	16.626	12.454	18.465	47.545